

User Documentation for CVODES v7.7.0

SUNDIALS v7.7.0

Alan C. Hindmarsh¹, Radu Serban¹, Cody J. Balos¹,
David J. Gardner¹, Daniel R. Reynolds², and Carol S. Woodward¹

¹*Center for Applied Scientific Computing, Lawrence Livermore National Laboratory*

²*Department of Mathematics, Southern Methodist University*

April 06, 2026



UCRL-SM-208111

DISCLAIMER

This document was prepared as an account of work sponsored by an agency of the United States government. Neither the United States government nor Lawrence Livermore National Security, LLC, nor any of their employees makes any warranty, expressed or implied, or assumes any legal liability or responsibility for the accuracy, completeness, or usefulness of any information, apparatus, product, or process disclosed, or represents that its use would not infringe privately owned rights. Reference herein to any specific commercial product, process, or service by trade name, trademark, manufacturer, or otherwise does not necessarily constitute or imply its endorsement, recommendation, or favoring by the United States government or Lawrence Livermore National Security, LLC. The views and opinions of authors expressed herein do not necessarily state or reflect those of the United States government or Lawrence Livermore National Security, LLC, and shall not be used for advertising or product endorsement purposes.

This work was performed under the auspices of the U.S. Department of Energy by Lawrence Livermore National Laboratory under Contract DE-AC52-07NA27344.

CONTRIBUTORS

The SUNDIALS library has been developed over many years by a number of contributors. The current SUNDIALS team consists of Cody J. Balos, David J. Gardner, Alan C. Hindmarsh, Daniel R. Reynolds, and Carol S. Woodward. We thank Radu Serban for significant and critical past contributions.

Other contributors to SUNDIALS include: Mustafa Aggul, James Almgren-Bell, Lawrence E. Banks, Peter N. Brown, George Byrne, Rujeko Chinomona, Scott D. Cohen, Aaron Collier, Keith E. Grant, Steven L. Lee, Shelby L. Lockhart, John Loffeld, Daniel McGreer, Yu Pan, Slaven Peles, Cosmin Petra, Steven B. Roberts, H. Hunter Schwartz, Jean M. Sexton, Dan Shumaker, Steve G. Smith, Shahbaj Sohal, Allan G. Taylor, Hilari C. Tiedeman, Chris White, Ting Yan, and Ulrike M. Yang.

Contents

1	Introduction	1
1.1	Historical Background	1
1.2	Changes to SUNDIALS in release 7.7.0	2
1.3	Reading this User Guide	5
1.4	SUNDIALS License and Notices	6
2	Mathematical Considerations	9
2.1	IVP solution	9
2.2	IVPs with constraints	13
2.3	Preconditioning	14
2.4	BDF stability limit detection	15
2.5	Rootfinding	16
2.6	Pure Quadrature Integration	17
2.7	Forward Sensitivity Analysis	17
2.8	Adjoint Sensitivity Analysis	21
2.9	Checkpointing scheme	22
2.10	Second-order sensitivity analysis	23
3	Code Organization	25
4	Getting Started	27
4.1	Data Types	28
4.2	The SUNContext Type	30
4.3	Error Checking	35
4.4	Status and Error Logging	38
4.5	Performance Profiling	46
4.6	Getting Version Information	49
4.7	Features for GPU Accelerated Computing	50
5	Using CVODES	53
5.1	Using CVODES for IVP Solution	53
5.2	Integration of pure quadrature equations	120
5.3	Using CVODES for Forward Sensitivity Analysis	135
5.4	Using CVODES for Adjoint Sensitivity Analysis	165
6	Vector Data Structures	205
6.1	Description of the NVECTOR Modules	205
6.2	Description of the NVECTOR operations	213
6.3	NVECTOR functions used by CVODES	225
6.4	The NVECTOR_SERIAL Module	227
6.5	The NVECTOR_PARALLEL Module	230
6.6	The NVECTOR_OPENMP Module	234
6.7	The NVECTOR_PTHREADS Module	237

6.8	The NVECTOR_PARHYP Module	241
6.9	The NVECTOR_PETSC Module	243
6.10	The NVECTOR_CUDA Module	245
6.11	The NVECTOR_HIP Module	250
6.12	The NVECTOR_SYCL Module	255
6.13	The NVECTOR_RAJA Module	260
6.14	The NVECTOR_KOKKOS Module	263
6.15	The NVECTOR_OPENMPDEV Module	266
6.16	The NVECTOR_TRILINOS Module	269
6.17	The NVECTOR_MANYVECTOR Module	270
6.18	The NVECTOR_MPIMANYVECTOR Module	273
6.19	The NVECTOR_MPIPLUSX Module	277
6.20	NVECTOR Examples	278
7	Matrix Data Structures	283
7.1	Description of the SUNMATRIX Modules	283
7.2	Description of the SUNMATRIX operations	286
7.3	The SUNMATRIX_DENSE Module	288
7.4	The SUNMATRIX_MAGMADENSE Module	291
7.5	The SUNMATRIX_ONEMKLDENSE Module	295
7.6	The SUNMATRIX_BAND Module	300
7.7	The SUNMATRIX_CUSPARSE Module	306
7.8	The SUNMATRIX_SPARSE Module	309
7.9	The SUNMATRIX_SLUNRLOC Module	315
7.10	The SUNMATRIX_GINKGO Module	317
7.11	The SUNMATRIX_GINKGOBATCH Module	319
7.12	The SUNMATRIX_KOKKOSDENSE Module	321
7.13	SUNMATRIX Examples	324
7.14	SUNMatrix functions used by CVODES	325
8	Linear Algebraic Solvers	327
8.1	The SUNLinearSolver API	328
8.2	CVODES SUNLinearSolver interface	341
8.3	The SUNLinSol_Band Module	343
8.4	The SUNLinSol_Dense Module	345
8.5	The SUNLinSol_KLU Module	346
8.6	The SUNLinSol_LapackBand Module	350
8.7	The SUNLinSol_LapackDense Module	351
8.8	The SUNLinSol_MagmaDense Module	353
8.9	The SUNLinSol_OneMklDense Module	355
8.10	The SUNLinSol_PCG Module	356
8.11	The SUNLinSol_SPBCGS Module	359
8.12	The SUNLinSol_SPGMR Module	363
8.13	The SUNLinSol_SPGMR Module	367
8.14	The SUNLinSol_SPTFQMR Module	371
8.15	The SUNLinSol_SuperLUDIST Module	374
8.16	The SUNLinSol_SuperLUMT Module	377
8.17	The SUNLinSol_cuSolverSp_batchQR Module	380
8.18	The SUNLINEARSOLVER_GINKGO Module	382
8.19	The SUNLINEARSOLVER_GINKGOBATCH Module	385
8.20	The SUNLINEARSOLVER_KOKKOSDENSE Module	390
8.21	SUNLinearSolver Examples	391
9	Nonlinear Algebraic Solvers	393

9.1	The SUNNonlinearSolver API	393
9.2	CVODES SUNNonlinearSolver interface	403
9.3	The SUNNonlinSol_Newton implementation	407
9.4	The SUNNonlinSol_FixedPoint implementation	409
9.5	The SUNNonlinSol_PetscSNES implementation	413
10	Tools for Memory Management	417
10.1	The SUNMemoryHelper API	417
10.2	The SUNMemoryHelper_Sys Implementation	423
10.3	The SUNMemoryHelper_Cuda Implementation	424
10.4	The SUNMemoryHelper_Hip Implementation	426
10.5	The SUNMemoryHelper_Sycl Implementation	429
11	Installing SUNDIALS	433
11.1	Installing with Spack	433
11.2	Installing with CMake	433
11.3	Configuration options	436
11.4	Testing the Build and Installation	465
11.5	Building and Running Examples	465
11.6	Using SUNDIALS In Your Project	466
11.7	Libraries and Header Files	467
12	CVODES Constants	487
12.1	CVODES input constants	487
12.2	CVODES output constants	488
13	Fortran	491
13.1	Introduction	491
13.2	Data Types	493
13.3	Notable Fortran/C usage differences	494
13.4	Common Issues	499
14	Python	501
14.1	Using sundials4py	501
14.2	core Submodule	512
14.3	cvodes Submodule	542
15	Release History	561
16	Changelog	563
16.1	Changes to SUNDIALS in release 7.7.0	563
16.2	Changes to SUNDIALS in release 7.6.0	566
16.3	Changes to SUNDIALS in release 7.5.0	567
16.4	Changes to SUNDIALS in release 7.4.0	568
16.5	Changes to SUNDIALS in release 7.3.0	568
16.6	Changes to SUNDIALS in release 7.2.1	571
16.7	Changes to SUNDIALS in release 7.2.0	571
16.8	Changes to SUNDIALS in release 7.1.1	574
16.9	Changes to SUNDIALS in release 7.1.0	574
16.10	Changes to SUNDIALS in release 7.0.0	576
16.11	Changes to SUNDIALS in release 6.7.0	579
16.12	Changes to SUNDIALS in release 6.6.2	580
16.13	Changes to SUNDIALS in release 6.6.1	580
16.14	Changes to SUNDIALS in release 6.6.0	580
16.15	Changes to SUNDIALS in release 6.5.1	581

16.16 Changes to SUNDIALS in release 6.5.0	581
16.17 Changes to SUNDIALS in release 6.4.1	582
16.18 Changes to SUNDIALS in release 6.4.0	582
16.19 Changes to SUNDIALS in release 6.3.0	583
16.20 Changes to SUNDIALS in release 6.2.0	583
16.21 Changes to SUNDIALS in release 6.1.1	586
16.22 Changes to SUNDIALS in release 6.1.0	587
16.23 Changes to SUNDIALS in release 6.0.0	587
16.24 Changes to SUNDIALS in release 5.8.0	593
16.25 Changes to SUNDIALS in release 5.7.0	594
16.26 Changes to SUNDIALS in release 5.6.1	594
16.27 Changes to SUNDIALS in release 5.6.0	594
16.28 Changes to SUNDIALS in release 5.5.0	594
16.29 Changes to SUNDIALS in release 5.4.0	595
16.30 Changes to SUNDIALS in release 5.3.0	597
16.31 Changes to SUNDIALS in release 5.2.0	598
16.32 Changes to SUNDIALS in release 5.1.0	599
16.33 Changes to SUNDIALS in release 5.0.0	599
16.34 Changes to SUNDIALS in release 4.1.0	603
16.35 Changes to SUNDIALS in release 4.0.2	603
16.36 Changes to SUNDIALS in release 4.0.1	604
16.37 Changes to SUNDIALS in release 4.0.0	604
16.38 Changes to SUNDIALS in release 3.2.1	606
16.39 Changes to SUNDIALS in release 3.2.0	607
16.40 Changes to SUNDIALS in release 3.1.2	607
16.41 Changes to SUNDIALS in release 3.1.1	608
16.42 Changes to SUNDIALS in release 3.1.0	609
16.43 Changes to SUNDIALS in release 3.0.0	609
16.44 Changes to SUNDIALS in release 2.7.0	611
16.45 Changes to SUNDIALS in release 2.6.2	613
16.46 Changes to SUNDIALS in release 2.6.1	613
16.47 Changes to SUNDIALS in release 2.6.0	613
16.48 Changes to SUNDIALS in release 2.5.0	615
16.49 Changes to SUNDIALS in release 2.4.0	616
16.50 Changes to SUNDIALS in release 2.3.0	616
16.51 Changes to SUNDIALS in release 2.2.0	617
16.52 Changes to SUNDIALS in release 2.1.1	618
16.53 Changes to SUNDIALS in release 2.1.0	618
16.54 Changes to SUNDIALS in release 2.0.2	618
16.55 Changes to SUNDIALS in release 2.0.1	618
16.56 Changes to SUNDIALS in release 2.0.0	618
Bibliography	621
Python Module Index	625
Index	627

Chapter 1

Introduction

CVODES [61] is part of a software family called SUNDIALS: SUite of Nonlinear and Differential/ALgebraic equation Solvers [41]. This suite consists of CVODE, ARKODE, KINSOL, and IDA, and variants of these with sensitivity analysis capabilities. CVODES is a solver for stiff and nonstiff initial value problems (IVPs) for systems of ordinary differential equation (ODEs). In addition to solving stiff and nonstiff ODE systems, CVODES has sensitivity analysis capabilities, using either the forward or the adjoint methods.

1.1 Historical Background

Fortran solvers for ODE initial value problems are widespread and heavily used. Two solvers that have been written at LLNL in the past are VODE [15] and VODPK [18]. VODE is a general purpose solver that includes methods for both stiff and nonstiff systems, and in the stiff case uses direct methods (full or banded) for the solution of the linear systems that arise at each implicit step. Externally, VODE is very similar to the well known solver LSODE [57]. VODPK is a variant of VODE that uses a preconditioned Krylov (iterative) method, namely GMRES, for the solution of the linear systems. VODPK is a powerful tool for large stiff systems because it combines established methods for stiff integration, nonlinear iteration, and Krylov (linear) iteration with a problem-specific treatment of the dominant source of stiffness, in the form of the user-supplied preconditioner matrix [16]. The capabilities of both VODE and VODPK have been combined in the C-language package CVODE [23].

At present, CVODE may utilize a variety of Krylov methods provided in SUNDIALS that can be used in conjunction with Newton iteration: these include the GMRES (Generalized Minimal RESidual) [59], FGMRES (Flexible Generalized Minimum RESidual) [58], Bi-CGStab (Bi-Conjugate Gradient Stabilized) [67], TFQMR (Transpose-Free Quasi-Minimal Residual) [33], and PCG (Preconditioned Conjugate Gradient) [36] linear iterative methods. As Krylov methods, these require almost no matrix storage for solving the Newton equations as compared to direct methods. However, the algorithms allow for a user-supplied preconditioner matrix, and for most problems preconditioning is essential for an efficient solution. For very large stiff ODE systems, the Krylov methods are preferable over direct linear solver methods, and are often the only feasible choice. Among the Krylov methods in SUNDIALS, we recommend GMRES as the best overall choice. However, users are encouraged to compare all options, especially if encountering convergence failures with GMRES. Bi-CGStab and TFQMR have an advantage in storage requirements, in that the number of workspace vectors they require is fixed, while that number for GMRES depends on the desired Krylov subspace size. FGMRES has an advantage in that it is designed to support preconditioners that vary between iterations (e.g., iterative methods). PCG exhibits rapid convergence and minimal workspace vectors, but only works for symmetric linear systems.

In the process of translating the VODE and VODPK algorithms into C, the overall CVODE organization has been changed considerably. One key feature of the CVODE organization is that the linear system solvers comprise a layer of code modules that is separated from the integration algorithm, allowing for easy modification and expansion of the linear solver array. A second key feature is a separate module devoted to vector operations; this facilitated the extension

to multiprocessor environments with minimal impacts on the rest of the solver, resulting in PVODE [20], the parallel variant of CVODE.

CVODES is written with a functionality that is a superset of that of the pair CVODE/PVODE. Sensitivity analysis capabilities, both forward and adjoint, have been added to the main integrator. Enabling forward sensitivity computations in CVODES will result in the code integrating the so-called *sensitivity equations* simultaneously with the original IVP, yielding both the solution and its sensitivity with respect to parameters in the model. Adjoint sensitivity analysis, most useful when the gradients of relatively few functionals of the solution with respect to many parameters are sought, involves integration of the original IVP forward in time followed by the integration of the so-called *adjoint equations* backward in time. CVODES provides the infrastructure needed to integrate any final-condition ODE dependent on the solution of the original IVP (in particular the adjoint system).

Development of CVODES was concurrent with a redesign of the vector operations module across the SUNDIALS suite. The key feature of the `N_Vector` module is that it is written in terms of abstract vector operations with the actual vector functions attached by a particular implementation (such as serial or parallel) of `N_Vector`. This allows writing the SUNDIALS solvers in a manner independent of the actual `N_Vector` implementation (which can be user-supplied), as well as allowing more than one `N_Vector` module to be linked into an executable file. SUNDIALS (and thus CVODES) is supplied with serial, MPI-parallel, and both OpenMP and Pthreads thread-parallel `N_Vector` implementations.

There were several motivations for choosing the C language for CVODE, and later for CVODES. First, a general movement away from Fortran and toward C in scientific computing was apparent. Second, the pointer, structure, and dynamic memory allocation features in C are extremely useful in software of this complexity. Finally, we prefer C over C++ for CVODES because of the wider availability of C compilers, the potentially greater efficiency of C, and the greater ease of interfacing the solver to applications written in extended Fortran.

1.2 Changes to SUNDIALS in release 7.7.0

New Features and Enhancements

The default number of stages for the SSP Runge-Kutta methods `ARKODE_LSRK_SSP_S_2` and `ARKODE_LSRK_SSP_S_3` in `LSRKStep` were changed from 10 and 9, respectively, to their minimum allowable values of 2 and 4. Users may revert to the previous values by calling `LSRKStepSetNumSSPStages()`.

Added the optional function `ARKodeInit()` to ARKODE to enable data allocation before the first call to `ARKodeEvolve()` (but after all other optional input routines have been called), to support users who measure memory usage before beginning a simulation.

Added the function `ARKodeGetStageIndex()` that returns the index of the stage currently being processed, and the total number of stages in the method, for users who wish to compute auxiliary quantities in their IVP right-hand side functions during some stages and not others (e.g., in all but the first or last stage).

Added the functions `ARKodeGetLastTime()` and `ARKodeGetLastState()` to return the last successful time and state achieved by ARKODE, respectively.

ARKODE now allows users to supply functions that will be called before each internal time step attempt (`ARKodeSetPreStepFn()`), after each successful time step (`ARKodeSetPostStepFn()`), before right-hand side routines are called on an updated state (`ARKodeSetPreRhsFn()`), and/or once each internal step/stage is computed (`ARKodeSetPostprocessStepFn()`/`ARKodeSetPostprocessStageFn()`). These are considered **advanced** functions, as they should treat the state vector as read-only, otherwise all theoretical guarantees of solution accuracy and stability will be lost. As a result of these new functions, the values of multiple ARKODE return codes (e.g., `ARK_INTERP_FAIL`) have been updated; users who key off of the named constants will not be affected, but users who rely on the values themselves should update their codes accordingly.

Note to users utilizing the previously undocumented `ARKodeSetPostprocessStepFn()` function, the supplied function is now called on the newly computed state vector for all step attempts not just successful steps. To obtain the previous behavior of only calling a function on successful steps, switch to using `ARKodeSetPostStepFn()`.

Added `SUNLogger_Set{Error,Warning,Info,Debug}File` functions to allow setting logger output streams with a `FILE*`.

Updated the Kokkos `N_Vector` to support Kokkos 5.x versions.

Bug Fixes

Fixed a CMake bug where the SuperLU_MT interface would not be built and installed without setting the `SUPERLUMT_WORKS` option to `TRUE`.

Fixed the embedded coefficients for the `ARKODE_TSITOURAS_7_4_5` Butcher table.

Fixed a bug in `LSRKStep` where an incorrect state vector could be passed to a user-supplied dominant eigenvalue function on the first step unless the output vector passed to `ARKodeEvolve()` contained the initial condition and when an eigenvalue estimate is requested on the first step in a subsequent call to `ARKodeEvolve()` unless the output vector passed contained the most recently returned solution.

Fixed a potential bug in `LSRKStep`'s `ARKODE_LSRK_SSP_S_3` method, where a real number was used instead of an integer, potentially resulting in a rounding error.

Fixed a bug in `MRISep` for estimating the first “slow” time step in an adaptive multirate calculation.

Fixed a bug in `MRISep` when using a custom inner integrator that relies on the input state being the initial condition for the fast integration rather than retaining the result from the last inner integration or most recent reset call and the output vector passed to `ARKodeEvolve()` does not contain the initial condition on the first call or the last returned solution on subsequent calls.

Added a missing call to `SUNNonlinSolSetup()` in `MRISep` when using an IMEX-MRI-SR method.

Fixed a bug in the ARKODE discrete adjoint checkpointing where an incorrect state would be stored on the first step if the output vector passed to `ARKodeEvolve()` did not contain the initial condition on the first call.

Removed extraneous copy of output vector when using ARKODE in `ARK_ONE_STEP` mode.

Removed an extraneous copy of the output vector in each step with `SplittingStep`.

Fixed a bug in logging output from ARKODE, where for some time stepping modules, the current “time” output in the logger was incorrect.

Fixed a bug where passing an empty string to `SUNLogger_Set{Error,Warning,Info,Debug}Filename` did not disable the corresponding logging stream [Issue #844](#).

Deprecation Notices

The `CVodeSetMonitorFn` and `CVodeSetMonitorFrequency` functions have been deprecated and will be removed in the next major release.

Several CMake options have been deprecated in favor of namespaced versions prefixed with `SUNDIALS_` to avoid naming collisions in applications that include SUNDIALS directly within their CMake builds. Additionally, a consistent naming convention (`SUNDIALS_ENABLE`) is now used for all boolean options. The table below lists the old CMake option names and the new replacements.

Old Option	New Option
<code>BUILD_ARKODE</code>	<code>SUNDIALS_ENABLE_ARKODE</code>
<code>BUILD_CVODE</code>	<code>SUNDIALS_ENABLE_CVODE</code>
<code>BUILD_CVODES</code>	<code>SUNDIALS_ENABLE_CVODES</code>
<code>BUILD_IDA</code>	<code>SUNDIALS_ENABLE_IDA</code>
<code>BUILD_IDAS</code>	<code>SUNDIALS_ENABLE_IDAS</code>
<code>BUILD_KINSOL</code>	<code>SUNDIALS_ENABLE_KINSOL</code>
<code>ENABLE_MPI</code>	<code>SUNDIALS_ENABLE_MPI</code>
<code>ENABLE_OPENMP</code>	<code>SUNDIALS_ENABLE_OPENMP</code>

continues on next page

Table 1.1 – continued from previous page

ENABLE_OPENMP_DEVICE	SUNDIALS_ENABLE_OPENMP_DEVICE
OPENMP_DEVICE_WORKS	SUNDIALS_ENABLE_OPENMP_DEVICE_CHECKS
ENABLE_PTHREAD	SUNDIALS_ENABLE_PTHREAD
ENABLE_CUDA	SUNDIALS_ENABLE_CUDA
ENABLE_HIP	SUNDIALS_ENABLE_HIP
ENABLE_SYCL	SUNDIALS_ENABLE_SYCL
ENABLE_LAPACK	SUNDIALS_ENABLE_LAPACK
LAPACK_WORKS	SUNDIALS_ENABLE_LAPACK_CHECKS
ENABLE_GINKGO	SUNDIALS_ENABLE_GINKGO
GINKGO_WORKS	SUNDIALS_ENABLE_GINKGO_CHECKS
ENABLE_MAGMA	SUNDIALS_ENABLE_MAGMA
MAGMA_WORKS	SUNDIALS_ENABLE_MAGMA_CHECKS
ENABLE_SUPERLUDIST	SUNDIALS_ENABLE_SUPERLUDIST
SUPERLUDIST_WORKS	SUNDIALS_ENABLE_SUPERLUDIST_CHECKS
ENABLE_SUPERLUMT	SUNDIALS_ENABLE_SUPERLUMT
SUPERLUMT_WORKS	SUNDIALS_ENABLE_SUPERLUMT_CHECKS
ENABLE_KLU	SUNDIALS_ENABLE_KLU
KLU_WORKS	SUNDIALS_ENABLE_KLU_CHECKS
ENABLE_HYPRE	SUNDIALS_ENABLE_HYPRE
HYPRE_WORKS	SUNDIALS_ENABLE_HYPRE_CHECKS
ENABLE_PETSC	SUNDIALS_ENABLE_PETSC
PETSC_WORKS	SUNDIALS_ENABLE_PETSC_CHECKS
ENABLE_TRILINOS	SUNDIALS_ENABLE_TRILINOS
ENABLE_RAJA	SUNDIALS_ENABLE_RAJA
ENABLE_XBRAID	SUNDIALS_ENABLE_XBRAID
XBRAID_WORKS	SUNDIALS_ENABLE_XBRAID_CHECKS
ENABLE_ONEMKL	SUNDIALS_ENABLE_ONEMKL
ONEMKL_WORKS	SUNDIALS_ENABLE_ONEMKL_CHECKS
ENABLE_CALIPER	SUNDIALS_ENABLE_CALIPER
ENABLE_ADIK	SUNDIALS_ENABLE_ADIK
ENABLE_KOKKOS	SUNDIALS_ENABLE_KOKKOS
KOKKOS_WORKS	SUNDIALS_ENABLE_KOKKOS_CHECKS
ENABLE_KOKKOS_KERNELS	SUNDIALS_ENABLE_KOKKOS_KERNELS
KOKKOS_KERNELS_WORKS	SUNDIALS_ENABLE_KOKKOS_KERNELS_CHECKS
BUILD_FORTRAN_MODULE_INTERFACE	SUNDIALS_ENABLE_FORTRAN
SUNDIALS_BUILD_WITH_PROFILING	SUNDIALS_ENABLE_PROFILING
SUNDIALS_BUILD_WITH_MONITORING	SUNDIALS_ENABLE_MONITORING
SUNDIALS_BUILD_PACKAGE_FUSED_KERNELS	SUNDIALS_ENABLE_PACKAGE_FUSED_KERNELS
EXAMPLES_ENABLE_C	SUNDIALS_ENABLE_C_EXAMPLES
EXAMPLES_ENABLE_CXX	SUNDIALS_ENABLE_CXX_EXAMPLES
EXAMPLES_ENABLE_F2003	SUNDIALS_ENABLE_FORTRAN_EXAMPLES
EXAMPLES_ENABLE_CUDA	SUNDIALS_ENABLE_CUDA_EXAMPLES
EXAMPLES_INSTALL	SUNDIALS_ENABLE_EXAMPLES_INSTALL
EXAMPLES_INSTALL_PATH	SUNDIALS_EXAMPLES_INSTALL_PATH
BUILD_BENCHMARKS	SUNDIALS_ENABLE_BENCHMARKS
BENCHMARKS_INSTALL_PATH	SUNDIALS_BENCHMARKS_INSTALL_PATH
SUNDIALS_BENCHMARK_OUTPUT_DIR	SUNDIALS_BENCHMARKS_OUTPUT_DIR
SUNDIALS_BENCHMARK_CALIPER_OUTPUT_DIR	SUNDIALS_BENCHMARKS_CALIPER_OUTPUT_DIR
SUNDIALS_BENCHMARK_NUM_CPUS	SUNDIALS_BENCHMARKS_NUM_CPUS
SUNDIALS_BENCHMARK_NUM_GPUS	SUNDIALS_BENCHMARKS_NUM_GPUS
ENABLE_ALL_WARNINGS	SUNDIALS_ENABLE_ALL_WARNINGS
ENABLE_WARNINGS_AS_ERRORS	CMAKE_COMPILE_WARNING_AS_ERROR

continues on next page

Table 1.1 – continued from previous page

ENABLE_ADDRESS_SANITIZER	SUNDIALS_ENABLE_ADDRESS_SANITIZER
ENABLE_MEMORY_SANITIZER	SUNDIALS_ENABLE_MEMORY_SANITIZER
ENABLE_LEAK_SANITIZER	SUNDIALS_ENABLE_LEAK_SANITIZER

Following the updated CMake options, the macros listed below have been deprecated and replaced with versions that align with the new CMake options.

Old Macro	New Macro
SUNDIALS_BUILD_WITH_PROFILING	SUNDIALS_ENABLE_PROFILING
SUNDIALS_BUILD_WITH_MONITORING	SUNDIALS_ENABLE_MONITORING
SUNDIALS_BUILD_PACKAGE_FUSED_KERNELS	SUNDIALS_ENABLE_PACKAGE_FUSED_KERNELS

For changes in prior versions of SUNDIALS see §16.

1.3 Reading this User Guide

This user guide is a combination of general usage instructions. Specific example programs are provided as a separate document. We expect that some readers will want to concentrate on the general instructions, while others will refer mostly to the examples, and the organization is intended to accommodate both styles.

There are different possible levels of usage of CVODES. The most casual user, with a small IVP problem only, can get by with reading §2.1, then Chapter §5.1 up to §5.2 only, and looking at examples in [62]. In addition, to solve a forward sensitivity problem the user should read §2.7, followed by Chapter §5.3 and look at examples in [62].

In a different direction, a more expert user with an IVP problem may want to (a) use a package preconditioner (§5.2.7), (b) supply his/her own Jacobian or preconditioner routines (§5.1.4), (c) do multiple runs of problems of the same size (*CVodeReInit()*), (d) supply a new *N_Vector* module (§6), or even (e) supply new *SUNLinearSolver* and/or *SUNMatrix* modules (Chapters §7 and §8). An advanced user with a forward sensitivity problem may also want to (a) provide his/her own sensitivity equations right-hand side routine §5.3.3, (b) perform multiple runs with the same number of sensitivity parameters (§5.3.2.1, or (c) extract additional diagnostic information (§5.3.2.7). A user with an adjoint sensitivity problem needs to understand the IVP solution approach at the desired level and also go through §2.8 for a short mathematical description of the adjoint approach, Chapter §5.4 for the usage of the adjoint module in CVODES, and the examples in [62].

The structure of this document is as follows:

- In Chapter §2, we give short descriptions of the numerical methods implemented by CVODES for the solution of initial value problems for systems of ODEs, continue with short descriptions of preconditioning §2.3, stability limit detection (§2.4), and rootfinding (§2.5), and conclude with an overview of the mathematical aspects of sensitivity analysis, both forward (§2.7) and adjoint (§2.8).
- The following chapter describes the software organization of the CVODES solver (§3).
- Chapter §5.1 is the main usage document for CVODES for simulation applications. It includes a complete description of the user interface for the integration of ODE initial value problems. Readers that are not interested in using CVODES for sensitivity analysis can then skip the next two chapters.
- Chapter §5.3 describes the usage of CVODES for forward sensitivity analysis as an extension of its IVP integration capabilities. We begin with a skeleton of the user main program, with emphasis on the steps that are required in addition to those already described in Chapter §5.1. Following that we provide detailed descriptions of the user-callable interface routines specific to forward sensitivity analysis and of the additional optional user-defined routines.

- Chapter §5.4 describes the usage of CVODES for adjoint sensitivity analysis. We begin by describing the CVODES checkpointing implementation for interpolation of the original IVP solution during integration of the adjoint system backward in time, and with an overview of a user's main program. Following that we provide complete descriptions of the user-callable interface routines for adjoint sensitivity analysis as well as descriptions of the required additional user-defined routines.
- Chapter §6 gives a brief overview of the generic `N_Vector` module shared among the various components of SUNDIALS, and details on the `N_Vector` implementations provided with SUNDIALS.
- Chapter §7 gives a brief overview of the generic `SUNMatrix` module shared among the various components of SUNDIALS, and details on the `SUNMatrix` implementations provided with SUNDIALS: a dense implementation (§7.3), a banded implementation (§7.6) and a sparse implementation (§7.8).
- Chapter §8 gives a brief overview of the generic `SUNLinearSolver` module shared among the various components of SUNDIALS. This chapter contains details on the `SUNLinearSolver` implementations provided with SUNDIALS. The chapter also contains details on the `SUNLinearSolver` implementations provided with SUNDIALS that interface with external linear solver libraries.
- Finally, in the appendices, we provide detailed instructions for the installation of CVODES, within the structure of SUNDIALS (Appendix §11), as well as a list of all the constants used for input to and output from CVODES functions (Appendix §12).

Finally, the reader should be aware of the following notational conventions in this user guide: program listings and identifiers (such as `CVodeInit`) within textual explanations appear in typewriter type style; fields in C structures (such as *content*) appear in italics; and packages or modules, such as CVDLS, are written in all capitals.

Warning

Usage and installation instructions that constitute important warnings are marked in yellow boxes like this one.

1.4 SUNDIALS License and Notices

All SUNDIALS packages are released open source, under the BSD 3-Clause license. The only requirements of the license are preservation of copyright and a standard disclaimer of liability. The full text of the license and an additional notice are provided below and may also be found in the LICENSE and NOTICE files provided with all SUNDIALS packages.

Note

If you are using SUNDIALS with any third party libraries linked in (e.g., LAPACK, KLU, SuperLU_MT, PETSc, or *hypre*), be sure to review the respective license of the package as that license may have more restrictive terms than the SUNDIALS license. For example, if someone builds SUNDIALS with a statically linked KLU, the build is subject to terms of the more-restrictive LGPL license (which is what KLU is released with) and *not* the SUNDIALS BSD license anymore.

1.4.1 BSD 3-Clause License

Copyright (c) 2025, Lawrence Livermore National Security, University of Maryland Baltimore County, and the SUNDIALS contributors. Copyright (c) 2013-2025, Lawrence Livermore National Security and Southern Methodist University. Copyright (c) 2002-2013, Lawrence Livermore National Security. All rights reserved.

Redistribution and use in source and binary forms, with or without modification, are permitted provided that the following conditions are met:

- Redistributions of source code must retain the above copyright notice, this list of conditions and the following disclaimer.
- Redistributions in binary form must reproduce the above copyright notice, this list of conditions and the following disclaimer in the documentation and/or other materials provided with the distribution.
- Neither the name of the copyright holder nor the names of its contributors may be used to endorse or promote products derived from this software without specific prior written permission.

THIS SOFTWARE IS PROVIDED BY THE COPYRIGHT HOLDERS AND CONTRIBUTORS "AS IS" AND ANY EXPRESS OR IMPLIED WARRANTIES, INCLUDING, BUT NOT LIMITED TO, THE IMPLIED WARRANTIES OF MERCHANTABILITY AND FITNESS FOR A PARTICULAR PURPOSE ARE DISCLAIMED. IN NO EVENT SHALL THE COPYRIGHT HOLDER OR CONTRIBUTORS BE LIABLE FOR ANY DIRECT, INDIRECT, INCIDENTAL, SPECIAL, EXEMPLARY, OR CONSEQUENTIAL DAMAGES (INCLUDING, BUT NOT LIMITED TO, PROCUREMENT OF SUBSTITUTE GOODS OR SERVICES; LOSS OF USE, DATA, OR PROFITS; OR BUSINESS INTERRUPTION) HOWEVER CAUSED AND ON ANY THEORY OF LIABILITY, WHETHER IN CONTRACT, STRICT LIABILITY, OR TORT (INCLUDING NEGLIGENCE OR OTHERWISE) ARISING IN ANY WAY OUT OF THE USE OF THIS SOFTWARE, EVEN IF ADVISED OF THE POSSIBILITY OF SUCH DAMAGE.

1.4.2 Additional Notice

This work was produced under the auspices of the U.S. Department of Energy by Lawrence Livermore National Laboratory under Contract DE-AC52-07NA27344.

This work was prepared as an account of work sponsored by an agency of the United States Government. Neither the United States Government nor Lawrence Livermore National Security, LLC, nor any of their employees makes any warranty, expressed or implied, or assumes any legal liability or responsibility for the accuracy, completeness, or usefulness of any information, apparatus, product, or process disclosed, or represents that its use would not infringe privately owned rights.

Reference herein to any specific commercial product, process, or service by trade name, trademark, manufacturer, or otherwise does not necessarily constitute or imply its endorsement, recommendation, or favoring by the United States Government or Lawrence Livermore National Security, LLC.

The views and opinions of authors expressed herein do not necessarily state or reflect those of the United States Government or Lawrence Livermore National Security, LLC, and shall not be used for advertising or product endorsement purposes.

1.4.3 SUNDIALS Release Numbers

LLNL-CODE-667205 (ARKODE)

UCRL-CODE-155951 (CVODE)

UCRL-CODE-155950 (CVODES)

UCRL-CODE-155952 (IDA)

UCRL-CODE-237203 (IDAS)

LLNL-CODE-665877 (KINSOL)

Chapter 2

Mathematical Considerations

CVODES solves ODE initial value problems (IVPs) in real N -space, which we write in the abstract form

$$\dot{y} = f(t, y), \quad y(t_0) = y_0 \quad (2.1)$$

where $y \in \mathbb{R}^N$ and $f : \mathbb{R} \times \mathbb{R}^N \rightarrow \mathbb{R}^N$. Here we use \dot{y} to denote dy/dt . While we use t to denote the independent variable, and usually this is time, it certainly need not be. CVODES solves both stiff and nonstiff systems. Roughly speaking, stiffness is characterized by the presence of at least one rapidly damped mode, whose time constant is small compared to the time scale of the solution itself.

For problems (2.1) where the analytical solution $y(t)$ satisfies an implicit constraint $g(t, y) = 0$ (including the initial condition, $g(t_0, y_0) = 0$) for $g(t, y) : \mathbb{R} \times \mathbb{R}^N \rightarrow \mathbb{R}^M$ with $M < N$, CVODES may be configured to explicitly enforce these constraints via solving the modified problem

$$\begin{aligned} \dot{y} &= f(t, y), \quad y(t_0) = y_0, \\ 0 &= g(t, y). \end{aligned} \quad (2.2)$$

Additionally, if (2.1) depends on some parameters $p \in \mathbb{R}^{N_p}$, i.e.

$$\begin{aligned} \dot{y} &= f(t, y, p) \\ y(t_0) &= y_0(p), \end{aligned} \quad (2.3)$$

CVODES can also compute first order derivative information, performing either *forward sensitivity analysis* or *adjoint sensitivity analysis*. In the first case, CVODES computes the sensitivities of the solution with respect to the parameters p , while in the second case, CVODES computes the gradient of a *derived function* with respect to the parameters p .

2.1 IVP solution

The methods used in CVODES are variable-order, variable-step multistep methods, based on formulas of the form

$$\sum_{i=0}^{K_1} \alpha_{n,i} y^{n-i} + h_n \sum_{i=0}^{K_2} \beta_{n,i} \dot{y}^{n-i} = 0. \quad (2.4)$$

Here the y^n are computed approximations to $y(t_n)$, and $h_n = t_n - t_{n-1}$ is the step size. The user of CVODES must choose appropriately one of two multistep methods. For nonstiff problems, CVODES includes the Adams-Moulton formulas, characterized by $K_1 = 1$ and $K_2 = q-1$ above, where the order q varies between 1 and 12. For stiff problems, CVODES includes the Backward Differentiation Formulas (BDF) in so-called fixed-leading coefficient (FLC) form, given by $K_1 = q$ and $K_2 = 0$, with order q varying between 1 and 5. The coefficients are uniquely determined by the method type, its order, the recent history of the step sizes, and the normalization $\alpha_{n,0} = -1$. See [19] and [44].

For either choice of formula, a nonlinear system must be solved (approximately) at each integration step. This nonlinear system can be formulated as either a rootfinding problem

$$F(y^n) \equiv y^n - h_n \beta_{n,0} f(t_n, y^n) - a_n = 0, \quad (2.5)$$

or as a fixed-point problem

$$G(y^n) \equiv h_n \beta_{n,0} f(t_n, y^n) + a_n = y^n. \quad (2.6)$$

where $a_n \equiv \sum_{i>0} (\alpha_{n,i} y^{n-i} + h_n \beta_{n,i} \dot{y}^{n-i})$.

In the process of controlling errors at various levels, CVODES uses a weighted root-mean-square norm, denoted $|\cdot|_{\text{WRMS}}$, for all error-like quantities. The multiplicative weights used are based on the current solution and on the relative and absolute tolerances input by the user, namely

$$W_i = 1/[\text{rtol} \cdot |y_i| + \text{atol}_i]. \quad (2.7)$$

Because $1/W_i$ represents a tolerance in the component y_i , a vector whose norm is 1 is regarded as “small.” For brevity, we will usually drop the subscript WRMS on norms in what follows.

2.1.1 Nonlinear Solve

CVODES provides several nonlinear solver choices as well as the option of using a user-defined nonlinear solver (see §9). By default CVODES solves (2.5) with a *Newton iteration* which requires the solution of linear systems

$$M[y^{n(m+1)} - y^{n(m)}] = -F(y^{n(m)}), \quad (2.8)$$

in which

$$M \approx I - \gamma J, \quad J = \partial f / \partial y, \quad \text{and} \quad \gamma = h_n \beta_{n,0}. \quad (2.9)$$

The exact variation of the Newton iteration depends on the choice of linear solver and is discussed below and in §9.3. For nonstiff systems, a *fixed-point iteration* (previously referred to as a functional iteration in this guide) solving (2.6) is also available. This involves evaluations of f only and can (optionally) use Anderson’s method [10, 31, 54, 68] to accelerate convergence (see §9.4 for more details). For any nonlinear solver, the initial guess for the iteration is a predicted value $y^{n(0)}$ computed explicitly from the available history data.

For nonlinear solvers that require the solution of the linear system (2.8) (e.g., the default Newton iteration), CVODES provides several linear solver choices, including the option of a user-supplied linear solver module (see §8). The linear solver modules distributed with SUNDIALS are organized in two families, a *direct* family comprising direct linear solvers for dense, banded, or sparse matrices, and a *spils* family comprising scaled preconditioned iterative (Krylov) linear solvers. The methods offered through these modules are as follows:

- dense direct solvers, including an internal implementation, an interface to BLAS/LAPACK, an interface to MAGMA [64] and an interface to the oneMKL library [3],
- band direct solvers, including an internal implementation or an interface to BLAS/LAPACK,
- sparse direct solver interfaces to various libraries, including KLU [4, 24], SuperLU_MT [9, 26, 51], SuperLU_-Dist [8, 35, 52, 53], and cuSPARSE [7],
- SPGMR, a scaled preconditioned GMRES (Generalized Minimal Residual method) solver,
- SPFGMR, a scaled preconditioned FGMRES (Flexible Generalized Minimal Residual method) solver,
- SPBCG, a scaled preconditioned Bi-CGStab (Bi-Conjugate Gradient Stable method) solver,
- SPTFQMR, a scaled preconditioned TFQMR (Transpose-Free Quasi-Minimal Residual method) solver, or

- PCG, a scaled preconditioned CG (Conjugate Gradient method) solver.

For large stiff systems, where direct methods are often not feasible, the combination of a BDF integrator and a preconditioned Krylov method yields a powerful tool because it combines established methods for stiff integration, nonlinear iteration, and Krylov (linear) iteration with a problem-specific treatment of the dominant source of stiffness, in the form of the user-supplied preconditioner matrix [16].

In addition, CVODES also provides a linear solver module which only uses a diagonal approximation of the Jacobian matrix.

In the case of a matrix-based linear solver, the default Newton iteration is a Modified Newton iteration, in that the iteration matrix M is fixed throughout the nonlinear iterations. However, in the case that a matrix-free iterative linear solver is used, the default Newton iteration is an Inexact Newton iteration, in which M is applied in a matrix-free manner, with matrix-vector products Jv obtained by either difference quotients or a user-supplied routine. With the default Newton iteration, the matrix M and preconditioner matrix P are updated as infrequently as possible to balance the high costs of matrix operations against other costs. Specifically, this matrix update occurs when:

- starting the problem,
- more than 20 steps have been taken since the last update,
- the value $\bar{\gamma}$ of γ at the last update satisfies $|\gamma/\bar{\gamma} - 1| > 0.3$,
- a non-fatal convergence failure just occurred, or
- an error test failure just occurred.

When an update of M or P occurs, it may or may not involve a reevaluation of J (in M) or of Jacobian data (in P), depending on whether Jacobian error was the likely cause of the update. Reevaluating J (or instructing the user to update Jacobian data in P) occurs when:

- starting the problem,
- more than 50 steps have been taken since the last evaluation,
- a convergence failure occurred with an outdated matrix, and the value $\bar{\gamma}$ of γ at the last update satisfies $|\gamma/\bar{\gamma} - 1| < 0.2$, or
- a convergence failure occurred that forced a step size reduction.

The default stopping test for nonlinear solver iterations is related to the subsequent local error test, with the goal of keeping the nonlinear iteration errors from interfering with local error control. As described below, the final computed value $y^{n(m)}$ will have to satisfy a local error test $\|y^{n(m)} - y^{n(0)}\| \leq \epsilon$. Letting y^n denote the exact solution of (2.5), we want to ensure that the iteration error $y^n - y^{n(m)}$ is small relative to ϵ , specifically that it is less than 0.1ϵ . (The safety factor 0.1 can be changed by the user.) For this, we also estimate the linear convergence rate constant R as follows. We initialize R to 1, and reset $R = 1$ when M or P is updated. After computing a correction $\delta_m = y^{n(m)} - y^{n(m-1)}$, we update R if $m > 1$ as

$$R \leftarrow \max\{0.3R, \|\delta_m\|/\|\delta_{m-1}\|\}.$$

Now we use the estimate

$$\|y^n - y^{n(m)}\| \approx \|y^{n(m+1)} - y^{n(m)}\| \approx R\|y^{n(m)} - y^{n(m-1)}\| = R\|\delta_m\|.$$

Therefore the convergence (stopping) test is

$$R\|\delta_m\| < 0.1\epsilon.$$

We allow at most 3 iterations (but this limit can be changed by the user). We also declare the iteration diverged if any $\|\delta_m\|/\|\delta_{m-1}\| > 2$ with $m > 1$. If convergence fails with J or P current, we are forced to reduce the step size, and we replace h_n by $h_n = \eta_{cf} * h_n$ where the default is $\eta_{cf} = 0.25$. The integration is halted after a preset number of convergence failures; the default value of this limit is 10, but this can be changed by the user.

When an iterative method is used to solve the linear system, its errors must also be controlled, and this also involves the local error test constant. The linear iteration error in the solution vector δ_m is approximated by the preconditioned residual vector. Thus to ensure (or attempt to ensure) that the linear iteration errors do not interfere with the nonlinear error and local integration error controls, we require that the norm of the preconditioned residual be less than $0.05 \cdot (0.1\epsilon)$.

When the Jacobian is stored using either the `SUNMATRIX_DENSE` or `SUNMATRIX_BAND` matrix objects, the Jacobian may be supplied by a user routine, or approximated by difference quotients, at the user's option. In the latter case, we use the usual approximation

$$J_{ij} = [f_i(t, y + \sigma_j e_j) - f_i(t, y)] / \sigma_j.$$

The increments σ_j are given by

$$\sigma_j = \max \left\{ \sqrt{U} |y_j|, \sigma_0 / W_j \right\},$$

where U is the unit roundoff, σ_0 is a dimensionless value, and W_j is the error weight defined in (2.7). In the dense case, this scheme requires N evaluations of f , one for each column of J . In the band case, the columns of J are computed in groups, by the Curtis-Powell-Reid algorithm, with the number of f evaluations equal to the bandwidth.

We note that with sparse and user-supplied `SUNMatrix` objects, the Jacobian *must* be supplied by a user routine.

In the case of a Krylov method, preconditioning may be used on the left, on the right, or both, with user-supplied routines for the preconditioning setup and solve operations, and optionally also for the required matrix-vector products Jv . If a routine for Jv is not supplied, these products are computed as

$$Jv = [f(t, y + \sigma v) - f(t, y)] / \sigma. \quad (2.10)$$

The increment σ is $1/\|v\|$, so that σv has norm 1.

2.1.2 Local Error Test

A critical part of CVODES — making it an ODE “solver” rather than just an ODE method, is its control of local error. At every step, the local error is estimated and required to satisfy tolerance conditions, and the step is redone with reduced step size whenever that error test fails. As with any linear multistep method, the local truncation error LTE, at order q and step size h , satisfies an asymptotic relation

$$\text{LTE} = Ch^{q+1}y^{(q+1)} + O(h^{q+2})$$

for some constant C , under mild assumptions on the step sizes. A similar relation holds for the error in the predictor $y^{n(0)}$. These are combined to get a relation

$$\text{LTE} = C'[y^n - y^{n(0)}] + O(h^{q+2}).$$

The local error test is simply $|\text{LTE}| \leq 1$. Using the above, it is performed on the predictor-corrector difference $\Delta_n \equiv y^{n(m)} - y^{n(0)}$ (with $y^{n(m)}$ the final iterate computed), and takes the form

$$\|\Delta_n\| \leq \epsilon \equiv 1/|C'|.$$

2.1.3 Step Size and Order Selection

If the local error test passes, the step is considered successful. If it fails, the step is rejected and a new step size h' is computed based on the asymptotic behavior of the local error, namely by the equation

$$(h'/h)^{q+1} \|\Delta_n\| = \epsilon/6.$$

Here $1/6$ is a safety factor. A new attempt at the step is made, and the error test repeated. If it fails three times, the order q is reset to 1 (if $q > 1$), or the step is restarted from scratch (if $q = 1$). The ratio $\eta = h'/h$ is limited above to η_{\max_ef} (default 0.2) after two error test failures, and limited below to η_{\min_ef} (default 0.1) after three. After seven failures, CVODES returns to the user with a give-up message.

In addition to adjusting the step size to meet the local error test, CVODES periodically adjusts the order, with the goal of maximizing the step size. The integration starts out at order 1 and varies the order dynamically after that. The basic idea is to pick the order q for which a polynomial of order q best fits the discrete data involved in the multistep method. However, if either a convergence failure or an error test failure occurred on the step just completed, no change in step size or order is done. At the current order q , selecting a new step size is done exactly as when the error test fails, giving a tentative step size ratio

$$h'/h = (\epsilon/6\|\Delta_n\|)^{1/(q+1)} \equiv \eta_q.$$

We consider changing order only after taking $q + 1$ steps at order q , and then we consider only orders $q' = q - 1$ (if $q > 1$) or $q' = q + 1$ (if $q < 5$). The local truncation error at order q' is estimated using the history data. Then a tentative step size ratio is computed on the basis that this error, $LTE(q')$, behaves asymptotically as $h^{q'+1}$. With safety factors of $1/6$ and $1/10$ respectively, these ratios are:

$$h'/h = [1/6\|LTE(q-1)\|]^{1/q} \equiv \eta_{q-1}$$

and

$$h'/h = [1/10\|LTE(q+1)\|]^{1/(q+2)} \equiv \eta_{q+1}.$$

The new order and step size are then set according to

$$\eta = \max\{\eta_{q-1}, \eta_q, \eta_{q+1}\},$$

with q' set to the index achieving the above maximum. However, if we find that $\eta < \eta_{\max_fx}$ (default 1.5), we do not bother with the change. Also, η is always limited to η_{\max_gs} (default 10), except on the first step, when it is limited to $\eta_{\max_fs} = 10^4$.

The various algorithmic features of CVODES described above, as inherited from VODE and VODPK, are documented in [15, 18, 40]. They are also summarized in [41].

Normally, CVODES takes steps until a user-defined output value $t = t_{\text{out}}$ is overtaken, and then it computes $y(t_{\text{out}})$ by interpolation. However, a “one step” mode option is available, where control returns to the calling program after each step. There are also options to force CVODES not to integrate past a given stopping point $t = t_{\text{stop}}$.

2.1.4 Inequality Constraints

CVODES permits the user to impose optional inequality constraints on individual components of the solution vector y . Any of the following four constraints can be imposed: $y_i > 0$, $y_i < 0$, $y_i \geq 0$, or $y_i \leq 0$. The constraint satisfaction is tested after a successful nonlinear system solution. If any constraint fails, we declare a convergence failure of the Newton iteration and reduce the step size. Rather than cutting the step size by some arbitrary factor, CVODES estimates a new step size h' using a linear approximation of the components in y that failed the constraint test (including a safety factor of 0.9 to cover the strict inequality case). If a step fails to satisfy the constraints repeatedly within a step attempt or fails with the minimum step size then the integration is halted and an error is returned. In this case the user may need to employ other strategies as discussed in §5.1.3.2 to satisfy the inequality constraints.

2.2 IVPs with constraints

For IVPs whose analytical solutions implicitly satisfy constraints as in (2.2), CVODES ensures that the solution satisfies the constraint equation by projecting a successfully computed time step onto the invariant manifold. As discussed in

[30] and [63], this approach reduces the error in the solution and retains the order of convergence of the numerical method. Therefore, in an attempt to advance the solution to a new point in time (i.e., taking a new integration step), CVODES performs the following operations:

1. predict solution
2. solve nonlinear system and correct solution
3. project solution
4. test error
5. select order and step size for next step

and includes several recovery attempts in case there are convergence failures (or difficulties) in the nonlinear solver or in the projection step, or if the solution fails to satisfy the error test. Note that at this time projection is only supported with BDF methods and the projection function must be user-defined. See §5.1.3.8 and `CVodeSetProjFn()` for more information on providing a projection function to CVODE.

When using a coordinate projection method the solution y_n is obtained by projecting (orthogonally or otherwise) the solution \tilde{y}_n from step 2 above onto the manifold given by the constraint. As such y_n is computed as the solution of the nonlinear constrained least squares problem

$$\begin{aligned} &\text{minimize} && \|y_n - \tilde{y}_n\| \\ &\text{subject to} && g(t_n, y_n) = 0. \end{aligned} \tag{2.11}$$

The solution of (2.11) can be computed iteratively with a Newton method. Given an initial guess $y_n^{(0)}$ the iterations are computed as

$$y_n^{(i+1)} = y_n^{(i)} + \delta y_n^{(i)}$$

where the increment $\delta y_n^{(i)}$ is the solution of the least-norm problem

$$\begin{aligned} &\text{minimize} && \|\delta y_n^{(i)}\| \\ &\text{subject to} && G(t_n, y_n^{(i)}) \delta y_n^{(i)} = -g(t_n, y_n^{(i)}) \end{aligned} \tag{2.12}$$

where $G(t, y) = \partial g(t, y) / \partial y$.

If the projected solution satisfies the error test then the step is accepted and the correction to the unprojected solution, $\Delta_p = y_n - \tilde{y}_n$, is used to update the Nordsieck history array for the next step.

2.3 Preconditioning

When using a nonlinear solver that requires the solution of the linear system, e.g., the default Newton iteration (§9.3), CVODES makes repeated use of a linear solver to solve linear systems of the form $Mx = -r$, where x is a correction vector and r is a residual vector. If this linear system solve is done with one of the scaled preconditioned iterative linear solvers supplied with SUNDIALS, these solvers are rarely successful if used without preconditioning; it is generally necessary to precondition the system in order to obtain acceptable efficiency. A system $Ax = b$ can be preconditioned on the left, as $(P^{-1}A)x = P^{-1}b$; on the right, as $(AP^{-1})Px = b$; or on both sides, as $(P_L^{-1}AP_R^{-1})P_Rx = P_L^{-1}b$. The Krylov method is then applied to a system with the matrix $P^{-1}A$, or AP^{-1} , or $P_L^{-1}AP_R^{-1}$, instead of A . In order to improve the convergence of the Krylov iteration, the preconditioner matrix P , or the product $P_L P_R$ in the last case, should in some sense approximate the system matrix A . Yet at the same time, in order to be cost-effective, the matrix P , or matrices P_L and P_R , should be reasonably efficient to evaluate and solve. Finding a good point in this tradeoff between rapid convergence and low cost can be very difficult. Good choices are often problem-dependent (for example, see [16] for an extensive study of preconditioners for reaction-transport systems).

Most of the iterative linear solvers supplied with SUNDIALS allow for preconditioning either side, or on both sides, although we know of no situation where preconditioning on both sides is clearly superior to preconditioning on one side only (with the product $P_L P_R$). Moreover, for a given preconditioner matrix, the merits of left vs. right preconditioning are unclear in general, and the user should experiment with both choices. Performance will differ because the inverse of the left preconditioner is included in the linear system residual whose norm is being tested in the Krylov algorithm. As a rule, however, if the preconditioner is the product of two matrices, we recommend that preconditioning be done either on the left only or the right only, rather than using one factor on each side.

Typical preconditioners used with CVODES are based on approximations to the system Jacobian, $J = \partial f / \partial y$. Since the matrix involved is $M = I - \gamma J$, any approximation \tilde{J} to J yields a matrix that is of potential use as a preconditioner, namely $P = I - \gamma \tilde{J}$. Because the Krylov iteration occurs within a nonlinear solver iteration and further also within a time integration, and since each of these iterations has its own test for convergence, the preconditioner may use a very crude approximation, as long as it captures the dominant numerical feature(s) of the system. We have found that the combination of a preconditioner with the Newton-Krylov iteration, using even a fairly poor approximation to the Jacobian, can be surprisingly superior to using the same matrix without Krylov acceleration (i.e., a modified Newton iteration), as well as to using the Newton-Krylov method with no preconditioning.

2.4 BDF stability limit detection

CVODES includes an algorithm, STALD (STABILITY Limit Detection), which provides protection against potentially unstable behavior of the BDF multistep integration methods in certain situations, as described below.

When the BDF option is selected, CVODES uses Backward Differentiation Formula methods of orders 1 to 5. At order 1 or 2, the BDF method is A-stable, meaning that for any complex constant λ in the open left half-plane, the method is unconditionally stable (for any step size) for the standard scalar model problem $\dot{y} = \lambda y$. For an ODE system, this means that, roughly speaking, as long as all modes in the system are stable, the method is also stable for any choice of step size, at least in the sense of a local linear stability analysis.

At orders 3 to 5, the BDF methods are not A-stable, although they are *stiffly stable*. In each case, in order for the method to be stable at step size h on the scalar model problem, the product $h\lambda$ must lie within a *region of absolute stability*. That region excludes a portion of the left half-plane that is concentrated near the imaginary axis. The size of that region of instability grows as the order increases from 3 to 5. What this means is that, when running BDF at any of these orders, if an eigenvalue λ of the system lies close enough to the imaginary axis, the step sizes h for which the method is stable are limited (at least according to the linear stability theory) to a set that prevents $h\lambda$ from leaving the stability region. The meaning of *close enough* depends on the order. At order 3, the unstable region is much narrower than at order 5, so the potential for unstable behavior grows with order.

System eigenvalues that are likely to run into this instability are ones that correspond to weakly damped oscillations. A pure undamped oscillation corresponds to an eigenvalue on the imaginary axis. Problems with modes of that kind call for different considerations, since the oscillation generally must be followed by the solver, and this requires step sizes ($h \sim 1/\nu$, where ν is the frequency) that are stable for BDF anyway. But for a weakly damped oscillatory mode, the oscillation in the solution is eventually damped to the noise level, and at that time it is important that the solver not be restricted to step sizes on the order of $1/\nu$. It is in this situation that the new option may be of great value.

In terms of partial differential equations, the typical problems for which the stability limit detection option is appropriate are ODE systems resulting from semi-discretized PDEs (i.e., PDEs discretized in space) with advection and diffusion, but with advection dominating over diffusion. Diffusion alone produces pure decay modes, while advection tends to produce undamped oscillatory modes. A mix of the two with advection dominant will have weakly damped oscillatory modes.

The STALD algorithm attempts to detect, in a direct manner, the presence of a stability region boundary that is limiting the step sizes in the presence of a weakly damped oscillation [38]. The algorithm supplements (but differs greatly from) the existing algorithms in CVODES for choosing step size and order based on estimated local truncation errors. The STALD algorithm works directly with history data that is readily available in CVODES. If it concludes that the step size is in fact stability-limited, it dictates a reduction in the method order, regardless of the outcome of the error-based

algorithm. The STALD algorithm has been tested in combination with the VODE solver on linear advection-dominated advection-diffusion problems [39], where it works well. The implementation in CVODES has been successfully tested on linear and nonlinear advection-diffusion problems, among others.

This stability limit detection option adds some computational overhead to the CVODES solution. (In timing tests, these overhead costs have ranged from 2% to 7% of the total, depending on the size and complexity of the problem, with lower relative costs for larger problems.) Therefore, it should be activated only when there is reasonable expectation of modes in the user's system for which it is appropriate. In particular, if a CVODES solution with this option turned off appears to take an inordinately large number of steps at orders 3-5 for no apparent reason in terms of the solution time scale, then there is a good chance that step sizes are being limited by stability, and that turning on the option will improve the efficiency of the solution.

2.5 Rootfinding

The CVODES solver has been augmented to include a rootfinding feature. This means that, while integrating the Initial Value Problem (2.1), CVODES can also find the roots of a set of user-defined functions $g_i(t, y)$ that depend both on t and on the solution vector $y = y(t)$. The number of these root functions is arbitrary, and if more than one g_i is found to have a root in any given interval, the various root locations are found and reported in the order that they occur on the t axis, in the direction of integration.

Generally, this rootfinding feature finds only roots of odd multiplicity, corresponding to changes in sign of $g_i(t, y(t))$, denoted $g_i(t)$ for short. If a user root function has a root of even multiplicity (no sign change), it will probably be missed by CVODES. If such a root is desired, the user should reformulate the root function so that it changes sign at the desired root.

The basic scheme used is to check for sign changes of any $g_i(t)$ over each time step taken, and then (when a sign change is found) to hone in on the root(s) with a modified secant method [37]. In addition, each time g is computed, CVODES checks to see if $g_i(t) = 0$ exactly, and if so it reports this as a root. However, if an exact zero of any g_i is found at a point t , CVODES computes g at $t + \delta$ for a small increment δ , slightly further in the direction of integration, and if any $g_i(t + \delta) = 0$ also, CVODES stops and reports an error. This way, each time CVODES takes a time step, it is guaranteed that the values of all g_i are nonzero at some past value of t , beyond which a search for roots is to be done.

At any given time in the course of the time-stepping, after suitable checking and adjusting has been done, CVODES has an interval $(t_{lo}, t_{hi}]$ in which roots of the $g_i(t)$ are to be sought, such that t_{hi} is further ahead in the direction of integration, and all $g_i(t_{lo}) \neq 0$. The endpoint t_{hi} is either t_n , the end of the time step last taken, or the next requested output time t_{out} if this comes sooner. The endpoint t_{lo} is either t_{n-1} , the last output time t_{out} (if this occurred within the last step), or the last root location (if a root was just located within this step), possibly adjusted slightly toward t_n if an exact zero was found. The algorithm checks g_i at t_{hi} for zeros and for sign changes in (t_{lo}, t_{hi}) . If no sign changes were found, then either a root is reported (if some $g_i(t_{hi}) = 0$) or we proceed to the next time interval (starting at t_{hi}). If one or more sign changes were found, then a loop is entered to locate the root to within a rather tight tolerance, given by

$$\tau = 100 * U * (|t_n| + |h|) \quad (U = \text{unit roundoff}) .$$

Whenever sign changes are seen in two or more root functions, the one deemed most likely to have its root occur first is the one with the largest value of $|g_i(t_{hi})|/|g_i(t_{hi}) - g_i(t_{lo})|$, corresponding to the closest to t_{lo} of the secant method values. At each pass through the loop, a new value t_{mid} is set, strictly within the search interval, and the values of $g_i(t_{mid})$ are checked. Then either t_{lo} or t_{hi} is reset to t_{mid} according to which subinterval is found to include the sign change. If there is none in (t_{lo}, t_{mid}) but some $g_i(t_{mid}) = 0$, then that root is reported. The loop continues until $|t_{hi} - t_{lo}| < \tau$, and then the reported root location is t_{hi} .

In the loop to locate the root of $g_i(t)$, the formula for t_{mid} is

$$t_{mid} = t_{hi} - (t_{hi} - t_{lo})g_i(t_{hi})/[g_i(t_{hi}) - \alpha g_i(t_{lo})] ,$$

where α is a weight parameter. On the first two passes through the loop, α is set to 1, making t_{mid} the secant method value. Thereafter, α is reset according to the side of the subinterval (low vs. high, i.e., toward t_{lo} vs. toward t_{hi}) in which the sign change was found in the previous two passes. If the two sides were opposite, α is set to 1. If the two sides were the same, α is halved (if on the low side) or doubled (if on the high side). The value of t_{mid} is closer to t_{lo} when $\alpha < 1$ and closer to t_{hi} when $\alpha > 1$. If the above value of t_{mid} is within $\tau/2$ of t_{lo} or t_{hi} , it is adjusted inward, such that its fractional distance from the endpoint (relative to the interval size) is between .1 and .5 (.5 being the midpoint), and the actual distance from the endpoint is at least $\tau/2$.

2.6 Pure Quadrature Integration

In many applications, and most notably during the backward integration phase of an adjoint sensitivity analysis run (see §2.8) it is of interest to compute integral quantities of the form

$$z(t) = \int_{t_0}^t q(\tau, y(\tau), p) d\tau. \quad (2.13)$$

The most effective approach to compute $z(t)$ is to extend the original problem with the additional ODEs (obtained by applying Leibnitz's differentiation rule):

$$\dot{z} = q(t, y, p), \quad z(t_0) = 0.$$

Note that this is equivalent to using a quadrature method based on the underlying linear multistep polynomial representation for $y(t)$.

This can be done at the “user level” by simply exposing to CVODES the extended ODE system (2.3) + (2.13). However, in the context of an implicit integration solver, this approach is not desirable since the nonlinear solver module will require the Jacobian (or Jacobian-vector product) of this extended ODE. Moreover, since the additional states z do not enter the right-hand side of the ODE (2.13) and therefore the right-hand side of the extended ODE system, it is much more efficient to treat the ODE system (2.13) separately from the original system (2.3) by “taking out” the additional states z from the nonlinear system (2.5) that must be solved in the correction step of the LMM. Instead, “corrected” values z^n are computed explicitly as

$$z^n = -\frac{1}{\alpha_{n,0}} \left(h_n \beta_{n,0} q(t_n, y_n, p) + h_n \sum_{i=1}^{K_2} \beta_{n,i} \dot{z}^{n-i} + \sum_{i=1}^{K_1} \alpha_{n,i} z^{n-i} \right),$$

once the new approximation y^n is available.

The quadrature variables z can be optionally included in the error test, in which case corresponding relative and absolute tolerances must be provided.

2.7 Forward Sensitivity Analysis

Typically, the governing equations of complex, large-scale models depend on various parameters, through the right-hand side vector and/or through the vector of initial conditions, as in (2.3). In addition to numerically solving the ODEs, it may be desirable to determine the sensitivity of the results with respect to the model parameters. Such sensitivity information can be used to estimate which parameters are most influential in affecting the behavior of the simulation or to evaluate optimization gradients (in the setting of dynamic optimization, parameter estimation, optimal control, etc.).

The *solution sensitivity* with respect to the model parameter p_i is defined as the vector $s_i(t) = \partial y(t) / \partial p_i$ and satisfies the following *forward sensitivity equations* (or *sensitivity equations* for short):

$$\dot{s}_i = \frac{\partial f}{\partial y} s_i + \frac{\partial f}{\partial p_i}, \quad s_i(t_0) = \frac{\partial y_0(p)}{\partial p_i}, \quad (2.14)$$

obtained by applying the chain rule of differentiation to the original ODEs (2.3).

When performing forward sensitivity analysis, CVODES carries out the time integration of the combined system, (2.3) and (2.14), by viewing it as an ODE system of size $N(N_s + 1)$, where N_s is the number of model parameters p_i , with respect to which sensitivities are desired ($N_s \leq N_p$). However, major improvements in efficiency can be made by taking advantage of the special form of the sensitivity equations as linearizations of the original ODEs. In particular, for stiff systems, for which CVODES employs a Newton iteration, the original ODE system and all sensitivity systems share the same Jacobian matrix, and therefore the same iteration matrix M in (2.9).

The sensitivity equations are solved with the same linear multistep formula that was selected for the original ODEs and, if Newton iteration was selected, the same linear solver is used in the correction phase for both state and sensitivity variables. In addition, CVODES offers the option of including (*full error control*) or excluding (*partial error control*) the sensitivity variables from the local error test.

2.7.1 Forward sensitivity methods

In what follows we briefly describe three methods that have been proposed for the solution of the combined ODE and sensitivity system for the vector $\hat{y} = [y, s_1, \dots, s_{N_s}]$.

- *Staggered Direct*

In this approach [22], the nonlinear system (2.5) is first solved and, once an acceptable numerical solution is obtained, the sensitivity variables at the new step are found by directly solving (2.14) after the (BDF or Adams) discretization is used to eliminate \dot{s}_i . Although the system matrix of the above linear system is based on exactly the same information as the matrix M in (2.9), it must be updated and factored at every step of the integration, in contrast to an evaluation of M which is updated only occasionally. For problems with many parameters (relative to the problem size), the staggered direct method can outperform the methods described below [50]. However, the computational cost associated with matrix updates and factorizations makes this method unattractive for problems with many more states than parameters (such as those arising from semidiscretization of PDEs) and is therefore not implemented in CVODES.

- *Simultaneous Corrector*

In this method [55], the discretization is applied simultaneously to both the original equations (2.3) and the sensitivity systems (2.14) resulting in the following nonlinear system

$$\hat{F}(\hat{y}_n) \equiv \hat{y}_n - h_n \beta_{n,0} \hat{f}(t_n, \hat{y}_n) - \hat{a}_n = 0,$$

where $\hat{f} = [f(t, y, p), \dots, (\partial f / \partial y)(t, y, p) s_i + (\partial f / \partial p_i)(t, y, p), \dots]$, and \hat{a}_n is comprised of the terms in the discretization that depend on the solution at previous integration steps. This combined nonlinear system can be solved using a modified Newton method as in (2.8) by solving the corrector equation

$$\hat{M}[\hat{y}_{n(m+1)} - \hat{y}_{n(m)}] = -\hat{F}(\hat{y}_{n(m)}) \quad (2.15)$$

at each iteration, where

$$\hat{M} = \begin{bmatrix} M & & & & \\ -\gamma J_1 & M & & & \\ -\gamma J_2 & 0 & M & & \\ \vdots & \vdots & \ddots & \ddots & \\ -\gamma J_{N_s} & 0 & \dots & 0 & M \end{bmatrix},$$

M is defined as in (2.9), and $J_i = \frac{\partial}{\partial y} \left[\left(\frac{\partial f}{\partial y} \right) s_i + \left(\frac{\partial f}{\partial p_i} \right) \right]$. It can be shown that 2-step quadratic convergence can be retained by using only the block-diagonal portion of \hat{M} in the corrector equation (2.15). This results in a decoupling that allows the reuse of M without additional matrix factorizations. However, the products $\left(\frac{\partial f}{\partial y} \right) s_i$

and the vectors $\frac{\partial f}{\partial p_i}$ must still be reevaluated at each step of the iterative process (2.15) to update the sensitivity portions of the residual \hat{G} .

- *Staggered corrector*

In this approach [32], as in the staggered direct method, the nonlinear system (2.5) is solved first using the Newton iteration (2.8). Then a separate Newton iteration is used to solve the sensitivity system (2.14):

$$M[s_i^{n(m+1)} - s_i^{n(m)}] = - \left[s_i^{n(m)} - \gamma \left(\frac{\partial f}{\partial y}(t_n, y^n, p) s_i^{n(m)} + \frac{\partial f}{\partial p_i}(t_n, y^n, p) \right) - a_{i,n} \right], \quad (2.16)$$

where $a_{i,n} = \sum_{j>0} (\alpha_{n,j} s_i^{n-j} + h_n \beta_{n,j} \dot{s}_i^{n-j})$. In other words, a modified Newton iteration is used to solve a linear system. In this approach, the vectors $(\partial f / \partial p_i)$ need be updated only once per integration step, after the state correction phase (2.8) has converged. Note also that Jacobian-related data can be reused at all iterations (2.16) to evaluate the products $(\partial f / \partial y) s_i$.

CVODES implements the simultaneous corrector method and two flavors of the staggered corrector method which differ only if the sensitivity variables are included in the error control test. In the *full error control* case, the first variant of the staggered corrector method requires the convergence of the iterations (2.16) for all N_s sensitivity systems and then performs the error test on the sensitivity variables. The second variant of the method will perform the error test for each sensitivity vector s_i , ($i = 1, 2, \dots, N_s$) individually, as they pass the convergence test. Differences in performance between the two variants may therefore be noticed whenever one of the sensitivity vectors s_i fails a convergence or error test.

An important observation is that the staggered corrector method, combined with a Krylov linear solver, effectively results in a staggered direct method. Indeed, the Krylov solver requires only the action of the matrix M on a vector and this can be provided with the current Jacobian information. Therefore, the modified Newton procedure (2.16) will theoretically converge after one iteration.

2.7.2 Selection of the absolute tolerances for sensitivity variables

If the sensitivities are included in the error test, CVODES provides an automated estimation of absolute tolerances for the sensitivity variables based on the absolute tolerance for the corresponding state variable. The relative tolerance for sensitivity variables is set to be the same as for the state variables. The selection of absolute tolerances for the sensitivity variables is based on the observation that the sensitivity vector s_i will have units of $[y]/[p_i]$. With this, the absolute tolerance for the j -th component of the sensitivity vector s_i is set to $\text{atol}_j / |\bar{p}_i|$, where atol_j are the absolute tolerances for the state variables and \bar{p} is a vector of scaling factors that are dimensionally consistent with the model parameters p and give an indication of their order of magnitude. This choice of relative and absolute tolerances is equivalent to requiring that the weighted root-mean-square norm of the sensitivity vector s_i with weights based on s_i be the same as the weighted root-mean-square norm of the vector of scaled sensitivities $\bar{s}_i = |\bar{p}_i| s_i$ with weights based on the state variables (the scaled sensitivities \bar{s}_i being dimensionally consistent with the state variables). However, this choice of tolerances for the s_i may be a poor one, and the user of CVODES can provide different values as an option.

2.7.3 Evaluation of the sensitivity right-hand side

There are several methods for evaluating the right-hand side of the sensitivity systems (2.14): analytic evaluation, automatic differentiation, complex-step approximation, and finite differences (or directional derivatives). CVODES provides all the software hooks for implementing interfaces to automatic differentiation (AD) or complex-step approximation; future versions will include a generic interface to AD-generated functions. At the present time, besides the option for analytical sensitivity right-hand sides (user-provided), CVODES can evaluate these quantities using various finite difference-based approximations to evaluate the terms $(\partial f / \partial y) s_i$ and $(\partial f / \partial p_i)$, or using directional derivatives

to evaluate $[(\partial f/\partial y)s_i + (\partial f/\partial p_i)]$. As is typical for finite differences, the proper choice of perturbations is a delicate matter. CVODES takes into account several problem-related features: the relative ODE error tolerance rtol , the machine unit roundoff U , the scale factor \bar{p}_i , and the weighted root-mean-square norm of the sensitivity vector s_i .

Using central finite differences as an example, the two terms $(\partial f/\partial y)s_i$ and $\partial f/\partial p_i$ in the right-hand side of (2.14) can be evaluated either separately:

$$\frac{\partial f}{\partial y}s_i \approx \frac{f(t, y + \sigma_y s_i, p) - f(t, y - \sigma_y s_i, p)}{2\sigma_y}, \quad (2.17)$$

$$\frac{\partial f}{\partial p_i} \approx \frac{f(t, y, p + \sigma_i e_i) - f(t, y, p - \sigma_i e_i)}{2\sigma_i}, \quad (2.18)$$

$$\sigma_i = |\bar{p}_i| \sqrt{\max(\text{rtol}, U)}, \quad \sigma_y = \frac{1}{\max(1/\sigma_i, \|s_i\|/|\bar{p}_i|)},$$

or simultaneously:

$$\frac{\partial f}{\partial y}s_i + \frac{\partial f}{\partial p_i} \approx \frac{f(t, y + \sigma s_i, p + \sigma e_i) - f(t, y - \sigma s_i, p - \sigma e_i)}{2\sigma},$$

$$\sigma = \min(\sigma_i, \sigma_y),$$

or by adaptively switching between (2.17) + (2.18) and (2.19), depending on the relative size of the finite difference increments σ_i and σ_y . In the adaptive scheme, if $\rho = \max(\sigma_i/\sigma_y, \sigma_y/\sigma_i)$, we use separate evaluations if $\rho > \rho_{\max}$ (an input value), and simultaneous evaluations otherwise.

These procedures for choosing the perturbations $(\sigma_i, \sigma_y, \sigma)$ and switching between finite difference and directional derivative formulas have also been implemented for one-sided difference formulas. Forward finite differences can be applied to $(\partial f/\partial y)s_i$ and $\partial f/\partial p_i$ separately, or the single directional derivative formula

$$\frac{\partial f}{\partial y}s_i + \frac{\partial f}{\partial p_i} \approx \frac{f(t, y + \sigma s_i, p + \sigma e_i) - f(t, y, p)}{\sigma}$$

can be used. In CVODES, the default value of $\rho_{\max} = 0$ indicates the use of the second-order centered directional derivative formula (2.19) exclusively. Otherwise, the magnitude of ρ_{\max} and its sign (positive or negative) indicates whether this switching is done with regard to (centered or forward) finite differences, respectively.

2.7.4 Quadratures depending on forward sensitivities

If pure quadrature variables are also included in the problem definition (see §2.6), CVODES does *not* carry their sensitivities automatically. Instead, we provide a more general feature through which integrals depending on both the states y of (2.3) and the state sensitivities s_i of (2.14) can be evaluated. In other words, CVODES provides support for computing integrals of the form:

$$\bar{z}(t) = \int_{t_0}^t \bar{q}(\tau, y(\tau), s_1(\tau), \dots, s_{N_p}(\tau), p) d\tau.$$

If the sensitivities of the quadrature variables z of (2.13) are desired, these can then be computed by using:

$$\bar{q}_i = q_y s_i + q_p, \quad i = 1, \dots, N_p,$$

as integrands for \bar{z} , where q_y and q_p are the partial derivatives of the integrand function q of (2.13).

As with the quadrature variables z , the new variables \bar{z} are also excluded from any nonlinear solver phase and “corrected” values \bar{z}^n are obtained through explicit formulas.

2.8 Adjoint Sensitivity Analysis

In the *forward sensitivity approach* described in the previous section, obtaining sensitivities with respect to N_s parameters is roughly equivalent to solving an ODE system of size $(1 + N_s)N$. This can become prohibitively expensive, especially for large-scale problems, if sensitivities with respect to many parameters are desired. In this situation, the *adjoint sensitivity method* is a very attractive alternative, provided that we do not need the solution sensitivities s_i , but rather the gradients with respect to model parameters of a relatively few derived functionals of the solution. In other words, if $y(t)$ is the solution of (2.3), we wish to evaluate the gradient dG/dp of

$$G(p) = \int_{t_0}^T g(t, y, p) dt, \quad (2.19)$$

or, alternatively, the gradient dg/dp of the function $g(t, y, p)$ at the final time T . The function g must be smooth enough that $\partial g/\partial y$ and $\partial g/\partial p$ exist and are bounded.

In what follows, we only sketch the analysis for the sensitivity problem for both G and g . For details on the derivation see [21]. Introducing a Lagrange multiplier λ , we form the augmented objective function

$$I(p) = G(p) - \int_{t_0}^T \lambda^* (\dot{y} - f(t, y, p)) dt,$$

where $*$ denotes the conjugate transpose. The gradient of G with respect to p is

$$\frac{dG}{dp} = \frac{dI}{dp} = \int_{t_0}^T (g_p + g_y s) dt - \int_{t_0}^T \lambda^* (\dot{s} - f_y s - f_p) dt,$$

where subscripts on functions f or g are used to denote partial derivatives and $s = [s_1, \dots, s_{N_s}]$ is the matrix of solution sensitivities. Applying integration by parts to the term $\lambda^* \dot{s}$, and by requiring that λ satisfy

$$\begin{aligned} \dot{\lambda} &= - \left(\frac{\partial f}{\partial y} \right)^* \lambda - \left(\frac{\partial g}{\partial y} \right)^* \\ \lambda(T) &= 0, \end{aligned} \quad (2.20)$$

the gradient of G with respect to p is nothing but

$$\frac{dG}{dp} = \lambda^*(t_0) s(t_0) + \int_{t_0}^T (g_p + \lambda^* f_p) dt. \quad (2.21)$$

The gradient of $g(T, y, p)$ with respect to p can be then obtained by using the Leibniz differentiation rule. Indeed, from (2.19),

$$\frac{dg}{dp}(T) = \frac{d}{dT} \frac{dG}{dp}$$

and therefore, taking into account that dG/dp in (2.21) depends on T both through the upper integration limit and through λ , and that $\lambda(T) = 0$,

$$\frac{dg}{dp}(T) = \mu^*(t_0) s(t_0) + g_p(T) + \int_{t_0}^T \mu^* f_p dt, \quad (2.22)$$

where μ is the sensitivity of λ with respect to the final integration limit T . Thus μ satisfies the following equation, obtained by taking the total derivative with respect to T of (2.20):

$$\begin{aligned} \dot{\mu} &= - \left(\frac{\partial f}{\partial y} \right)^* \mu \\ \mu(T) &= \left(\frac{\partial g}{\partial y} \right)^*_{t=T}. \end{aligned} \quad (2.23)$$

The final condition on $\mu(T)$ follows from $(\partial\lambda/\partial t) + (\partial\lambda/\partial T) = 0$ at T , and therefore, $\mu(T) = -\dot{\lambda}(T)$.

The first thing to notice about the adjoint system (2.20) is that there is no explicit specification of the parameters p ; this implies that, once the solution λ is found, the formula (2.21) can then be used to find the gradient of G with respect to any of the parameters p . The same holds true for the system (2.23) and the formula (2.22) for gradients of $g(T, y, p)$. The second important remark is that the adjoint systems (2.20) and (2.23) are terminal value problems which depend on the solution $y(t)$ of the original IVP (2.3). Therefore, a procedure is needed for providing the states y obtained during a forward integration phase of (2.3) to CVODES during the backward integration phase of (2.20) or (2.23). The approach adopted in CVODES, based on *checkpointing*, is described below.

2.9 Checkpointing scheme

During the backward integration, the evaluation of the right-hand side of the adjoint system requires, at the current time, the states y which were computed during the forward integration phase. Since CVODES implements variable-step integration formulas, it is unlikely that the states will be available at the desired time and so some form of interpolation is needed. The CVODES implementation being also variable-order, it is possible that during the forward integration phase the order may be reduced as low as first order, which means that there may be points in time where only y and \dot{y} are available. These requirements therefore limit the choices for possible interpolation schemes. CVODES implements two interpolation methods: a cubic Hermite interpolation algorithm and a variable-degree polynomial interpolation method which attempts to mimic the BDF interpolant for the forward integration.

However, especially for large-scale problems and long integration intervals, the number and size of the vectors y and \dot{y} that would need to be stored make this approach computationally intractable. Thus, CVODES settles for a compromise between storage space and execution time by implementing a so-called *checkpointing scheme*. At the cost of at most one additional forward integration, this approach offers the best possible estimate of memory requirements for adjoint sensitivity analysis. To begin with, based on the problem size N and the available memory, the user decides on the number N_d of data pairs (y, \dot{y}) if cubic Hermite interpolation is selected, or on the number N_d of y vectors in the case of variable-degree polynomial interpolation, that can be kept in memory for the purpose of interpolation. Then, during the first forward integration stage, after every N_d integration steps a checkpoint is formed by saving enough information (either in memory or on disk) to allow for a hot restart, that is a restart which will exactly reproduce the forward integration. In order to avoid storing Jacobian-related data at each checkpoint, a reevaluation of the iteration matrix is forced before each checkpoint. At the end of this stage, we are left with N_c checkpoints, including one at t_0 . During the backward integration stage, the adjoint variables are integrated from T to t_0 going from one checkpoint to the previous one. The backward integration from checkpoint $i + 1$ to checkpoint i is preceded by a forward integration from i to $i + 1$ during which the N_d vectors y (and, if necessary \dot{y}) are generated and stored in memory for interpolation (see Fig. 2.1).

Note

The degree of the interpolation polynomial is always that of the current BDF order for the forward interpolation at the first point to the right of the time at which the interpolated value is sought (unless too close to the i -th checkpoint, in which case it uses the BDF order at the right-most relevant point). However, because of the FLC BDF implementation §2.1, the resulting interpolation polynomial is only an approximation to the underlying BDF interpolant.

The Hermite cubic interpolation option is present because it was implemented chronologically first and it is also used by other adjoint solvers (e.g. DASPKADJOINT). The variable-degree polynomial is more memory-efficient (it requires only half of the memory storage of the cubic Hermite interpolation) and is more accurate. The accuracy differences are minor when using BDF (since the maximum method order cannot exceed 5), but can be significant for the Adams method for which the order can reach 12.

This approach transfers the uncertainty in the number of integration steps in the forward integration phase to uncertainty in the final number of checkpoints. However, N_c is much smaller than the number of steps taken during the

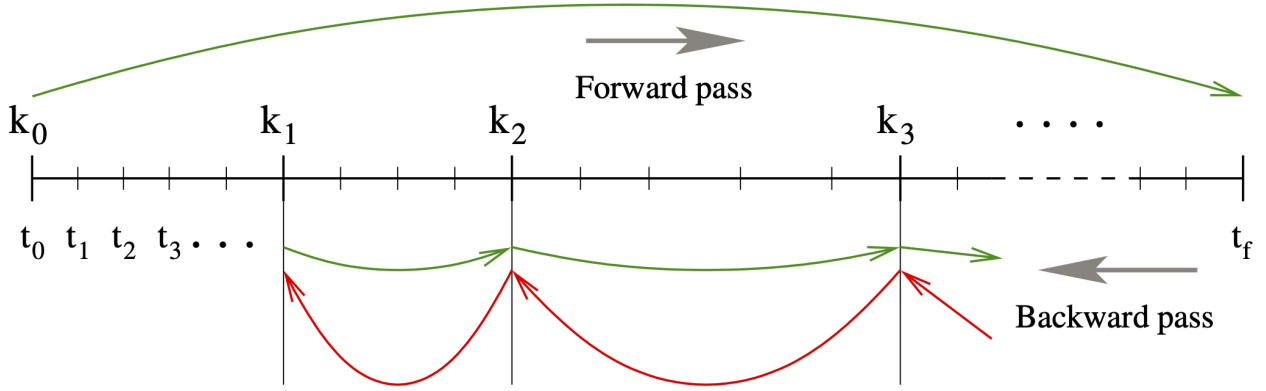


Fig. 2.1: Illustration of the checkpointing algorithm for generation of the forward solution during the integration of the adjoint system.

forward integration, and there is no major penalty for writing/reading the checkpoint data to/from a temporary file. Note that, at the end of the first forward integration stage, interpolation data are available from the last checkpoint to the end of the interval of integration. If no checkpoints are necessary (N_d is larger than the number of integration steps taken in the solution of (2.3)), the total cost of an adjoint sensitivity computation can be as low as one forward plus one backward integration. In addition, CVODES provides the capability of reusing a set of checkpoints for multiple backward integrations, thus allowing for efficient computation of gradients of several functionals (2.19).

Finally, we note that the adjoint sensitivity module in CVODES provides the necessary infrastructure to integrate backwards in time any ODE terminal value problem dependent on the solution of the IVP (2.3), including adjoint systems (2.20) or (2.23), as well as any other quadrature ODEs that may be needed in evaluating the integrals in (2.21) or (2.22). In particular, for ODE systems arising from semi-discretization of time-dependent PDEs, this feature allows for integration of either the discretized adjoint PDE system or the adjoint of the discretized PDE.

2.10 Second-order sensitivity analysis

In some applications (e.g., dynamically-constrained optimization) it may be desirable to compute second-order derivative information. Considering the ODE problem (2.3) and some model output functional, $g(y)$ then the Hessian d^2g/dp^2 can be obtained in a forward sensitivity analysis setting as

$$\frac{d^2g}{dp^2} = (g_y \otimes I_{N_p}) y_{pp} + y_p^T g_{yy} y_p,$$

where \otimes is the Kronecker product. The second-order sensitivities are solution of the matrix ODE system:

$$\begin{aligned} \dot{y}_{pp} &= (f_y \otimes I_{N_p}) \cdot y_{pp} + (I_N \otimes y_p^T) \cdot f_{yy} y_p \\ y_{pp}(t_0) &= \frac{\partial^2 y_0}{\partial p^2}, \end{aligned}$$

where y_p is the first-order sensitivity matrix, the solution of N_p systems (2.14), and y_{pp} is a third-order tensor. It is easy to see that, except for situations in which the number of parameters N_p is very small, the computational cost of this so-called *forward-over-forward* approach is exorbitant as it requires the solution of $N_p + N_p^2$ additional ODE systems of the same dimension N as (2.3).

Note

For the sake of simplifity in presentation, we do not include explicit dependencies of g on time t or parameters p . Moreover, we only consider the case in which the dependency of the original ODE (2.3) on the parameters p is through its initial conditions only. For details on the derivation in the general case, see [56].

A much more efficient alternative is to compute Hessian-vector products using a so-called *forward-over-adjoint* approach. This method is based on using the same “trick” as the one used in computing gradients of pointwise functionals with the adjoint method, namely applying a formal directional forward derivation to one of the gradients of (2.21) or (2.22). With that, the cost of computing a full Hessian is roughly equivalent to the cost of computing the gradient with forward sensitivity analysis. However, Hessian-vector products can be cheaply computed with one additional adjoint solve. Consider for example, $G(p) = \int_{t_0}^{t_f} g(t, y) dt$. It can be shown that the product between the Hessian of G (with respect to the parameters p) and some vector u can be computed as

$$\frac{\partial^2 G}{\partial p^2} u = [(\lambda^T \otimes I_{N_p}) y_{pp} u + y_p^T \mu]_{t=t_0},$$

where λ , μ , and s are solutions of

$$\begin{aligned} -\dot{\mu} &= f_y^T \mu + (\lambda^T \otimes I_n) f_{yy} s + g_{yy} s; & \mu(t_f) &= 0 \\ -\dot{\lambda} &= f_y^T \lambda + g_y^T; & \lambda(t_f) &= 0 \\ \dot{s} &= f_y s; & s(t_0) &= y_{0p} u \end{aligned}$$

In the above equation, $s = y_p u$ is a linear combination of the columns of the sensitivity matrix y_p . The *forward-over-adjoint* approach hinges crucially on the fact that s can be computed at the cost of a forward sensitivity analysis with respect to a single parameter (the last ODE problem above) which is possible due to the linearity of the forward sensitivity equations (2.14).

Therefore, the cost of computing the Hessian-vector product is roughly that of two forward and two backward integrations of a system of ODEs of size N . For more details, including the corresponding formulas for a pointwise model functional output, see [56].

To allow the *forward-over-adjoint* approach described above, CVODES provides support for:

- the integration of multiple backward problems depending on the same underlying forward problem (2.3), and
- the integration of backward problems and computation of backward quadratures depending on both the states y and forward sensitivities (for this particular application, s) of the original problem (2.3).

Chapter 3

Code Organization

The CVODES package is written in ANSI C. The following summarizes the basic structure of the package, although knowledge of this structure is not necessary for its use.

The overall organization of the CVODES package is shown in Fig. 3.1. The basic elements of the structure are a module for the basic integration algorithm (including forward sensitivity analysis), a module for adjoint sensitivity analysis, and support for the solution of nonlinear and linear systems that arise in the case of a stiff system.

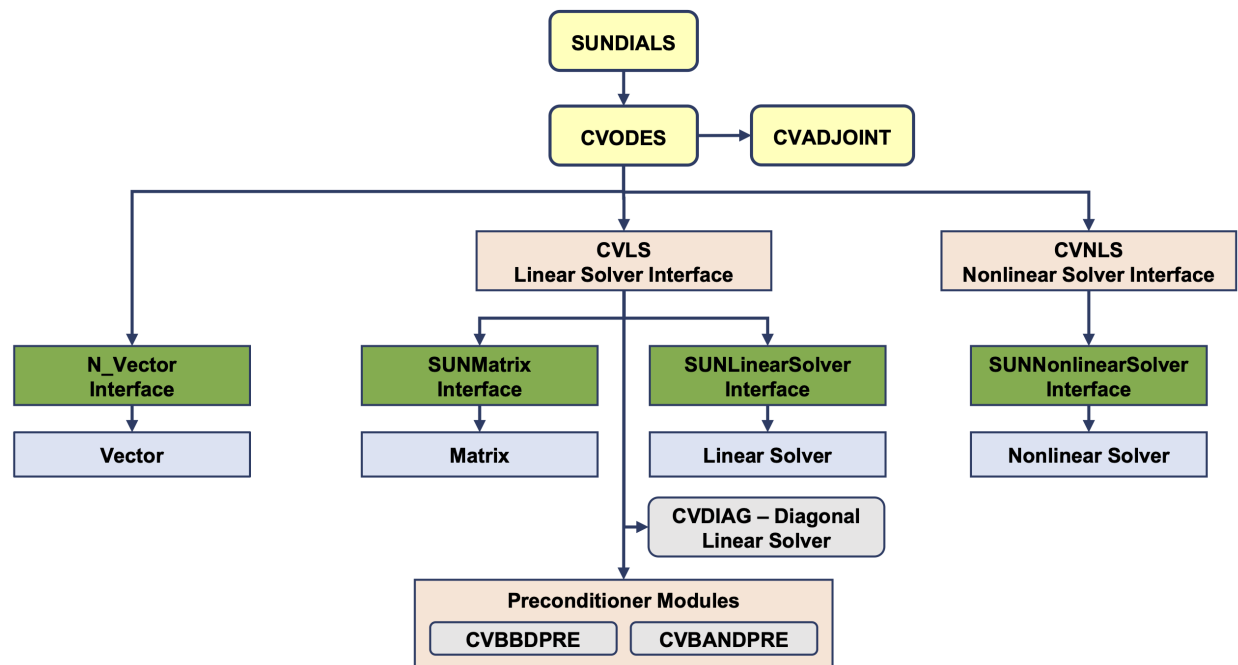


Fig. 3.1: Overall structure diagram of the CVODES package. Modules specific to CVODES begin with “CV” (CVLS, CVNLS, CVDIAG, CVBBDPRE, and CVBANDPRE), all other items correspond to generic SUNDIALS vector, matrix, and solver modules.

The central integration module, implemented in the files `CVODES.h`, `cvode_impl.h`, and `CVODES.c`, deals with the evaluation of integration coefficients, estimation of local error, selection of stepsize and order, and interpolation to user output points, among other issues.

CVODES utilizes generic linear and nonlinear solver modules defined by the `SUNLinearSolver` API (see Chapter §8) and `SUNNonlinearSolver` API (see Chapter §9), respectively. As such, CVODES has no knowledge of the method

being used to solve the linear and nonlinear systems that arise. For any given user problem, there exists a single nonlinear solver interface and, if necessary, one of the linear system solver interfaces is specified, and invoked as needed during the integration.

In addition, if forward sensitivity analysis is turned on, the main module will integrate the forward sensitivity equations simultaneously with the original IVP. The sensitivity variables may be included in the local error control mechanism of the main integrator. CVODES provides three different strategies for dealing with the correction stage for the sensitivity variables: CV_SIMULTANEOUS, CV_STAGGERED and CV_STAGGERED1 (see §2.7 and §5.3.2.1). The CVODES package includes an algorithm for the approximation of the sensitivity equations right-hand sides by difference quotients, but the user has the option of supplying these right-hand sides directly.

The adjoint sensitivity module (file `cvodea.c`) provides the infrastructure needed for the backward integration of any system of ODEs which depends on the solution of the original IVP, in particular the adjoint system and any quadratures required in evaluating the gradient of the objective functional. This module deals with the setup of the checkpoints, the interpolation of the forward solution during the backward integration, and the backward integration of the adjoint equations.

At present, the package includes two linear solver interfaces. The primary linear solver interface, CVLS, supports both direct and iterative linear solvers built using the generic `SUNLinearSolver` API (see Chapter §8). These solvers may utilize a `SUNMatrix` object (see Chapter §7) for storing Jacobian information, or they may be matrix-free. Since CVODES can operate on any valid `SUNLinearSolver` implementation, the set of linear solver modules available to CVODES will expand as new `SUNLinearSolver` modules are developed.

Additionally, CVODES includes the *diagonal* linear solver interface, CVDIAG, that creates an internally generated diagonal approximation to the Jacobian.

For users employing `SUNMATRIX_DENSE` or `SUNMATRIX_BAND` Jacobian matrices, CVODES includes algorithms for their approximation through difference quotients, although the user also has the option of supplying a routine to compute the Jacobian (or an approximation to it) directly. This user-supplied routine is required when using sparse or user-supplied Jacobian matrices.

For users employing matrix-free iterative linear solvers, CVODES includes an algorithm for the approximation by difference quotients of the product Mv . Again, the user has the option of providing routines for this operation, in two phases: setup (preprocessing of Jacobian data) and multiplication.

For preconditioned iterative methods, the preconditioning must be supplied by the user, again in two phases: setup and solve. While there is no default choice of preconditioner analogous to the difference-quotient approximation in the direct case, the references [16, 18], together with the example and demonstration programs included with CVODES, offer considerable assistance in building preconditioners.

CVODES' linear solver interface consists of four primary phases, devoted to (1) memory allocation and initialization, (2) setup of the matrix data involved, (3) solution of the system, and (4) freeing of memory. The setup and solution phases are separate because the evaluation of Jacobians and preconditioners is done only periodically during the integration, and only as required to achieve convergence.

CVODES also provides two preconditioner modules, for use with any of the Krylov iterative linear solvers. The first one, CVBANDPRE, is intended to be used with `NVECTOR_SERIAL`, `NVECTOR_OPENMP` or `NVECTOR_PTHREADS` and provides a banded difference-quotient Jacobian-based preconditioner, with corresponding setup and solve routines. The second preconditioner module, CVBBDPRE, works in conjunction with `NVECTOR_PARALLEL` and generates a preconditioner that is a block-diagonal matrix with each block being a banded matrix.

All state information used by CVODES to solve a given problem is saved in a structure, and a pointer to that structure is returned to the user. There is no global data in the CVODES package, and so, in this respect, it is reentrant. State information specific to the linear solver is saved in a separate structure, a pointer to which resides in the CVODES memory structure. The reentrancy of CVODES was motivated by the anticipated multicomputer extension, but is also essential in a uniprocessor setting where two or more problems are solved by intermixed calls to the package from within a single user program.

Chapter 4

Getting Started

The packages that make up SUNDIALS are built upon shared classes for vectors, matrices, and algebraic solvers. In addition, the packages all leverage some other common infrastructure, which we discuss in this section.

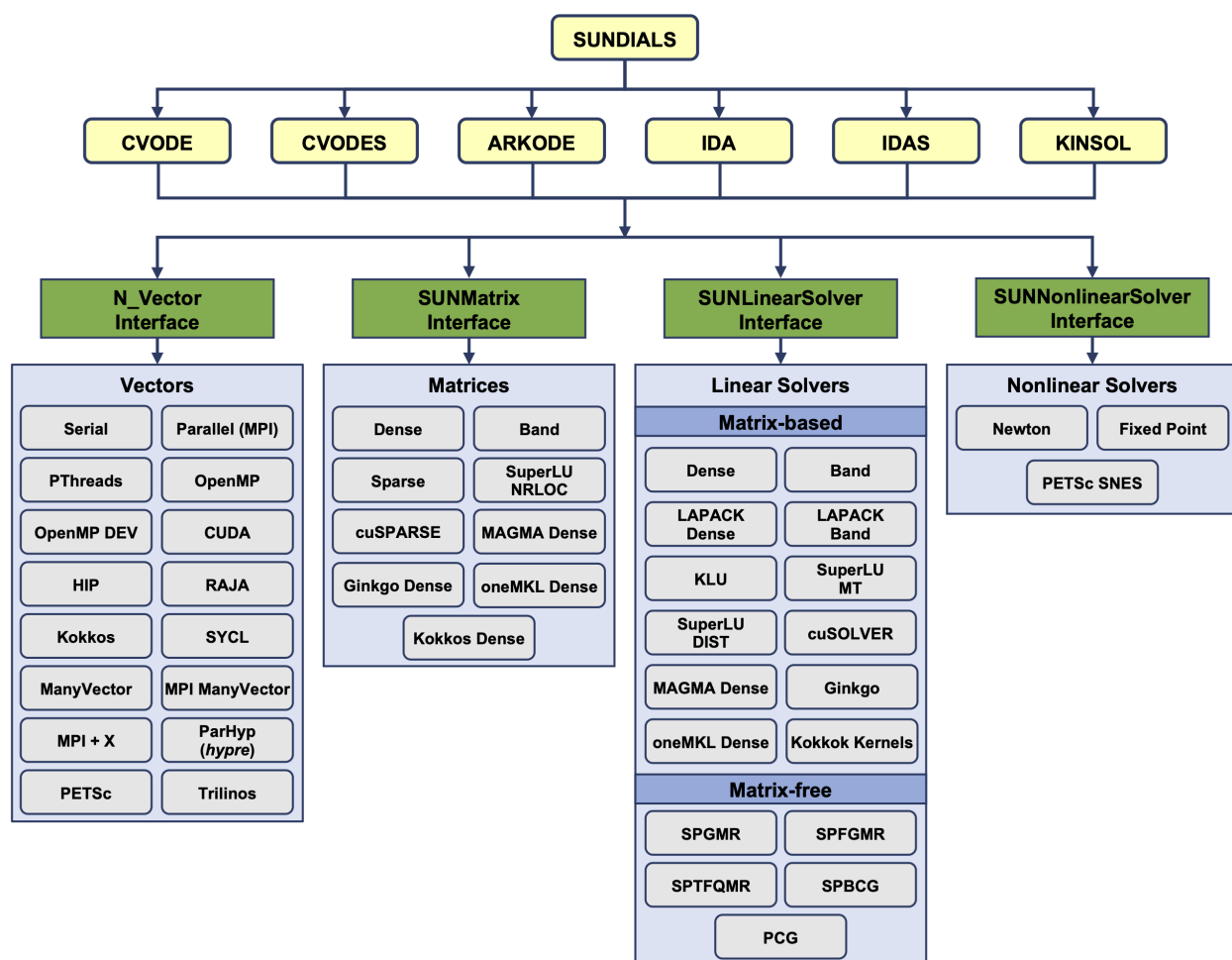


Fig. 4.1: High-level diagram of the SUNDIALS suite.

4.1 Data Types

SUNDIALS defines several data types in the header file `sundials_types.h`. These types are used in the SUNDIALS API and internally in SUNDIALS. It is not necessary to use these types in your application, but the type must be compatible with the SUNDIALS types in the API when calling SUNDIALS functions. The types that are defined are:

- *sunrealtype* – the floating-point type used by the SUNDIALS packages
- *sunindextype* – the integer type used for vector and matrix indices
- *suncountertype* – the integer type used for counter variables
- *sunbooleantype* – the type used for logic operations within SUNDIALS
- *SUNOutputFormat* – an enumerated type for SUNDIALS output formats
- *SUNComm* – a simple typedef to an *int* when SUNDIALS is built without MPI, or a *MPI_Comm* when built with MPI.

4.1.1 Floating point types

type **sunrealtype**

The type `sunrealtype` can be `float`, `double`, or `long double`, with the default being `double`. The user can change the precision of the arithmetic used in the SUNDIALS solvers at the configuration stage (see [SUNDIALS - PRECISION](#)).

Additionally, based on the current precision, `sundials_types.h` defines `SUN_BIG_REAL` to be the largest value representable as a `sunrealtype`, `SUN_SMALL_REAL` to be the smallest value representable as a `sunrealtype`, and `SUN_UNIT_ROUNDOFF` to be the difference between 1.0 and the minimum `sunrealtype` greater than 1.0.

Within SUNDIALS, real constants are set by way of a macro called `SUN_RCONST`. It is this macro that needs the ability to branch on the definition of `sunrealtype`. In ANSI C, a floating-point constant with no suffix is stored as a `double`. Placing the suffix “F” at the end of a floating point constant makes it a `float`, whereas using the suffix “L” makes it a `long double`. For example,

```
#define A 1.0
#define B 1.0F
#define C 1.0L
```

defines A to be a `double` constant equal to 1.0, B to be a `float` constant equal to 1.0, and C to be a `long double` constant equal to 1.0. The macro call `SUN_RCONST(1.0)` automatically expands to `1.0` if `sunrealtype` is `double`, to `1.0F` if `sunrealtype` is `float`, or to `1.0L` if `sunrealtype` is `long double`. SUNDIALS uses the `SUN_RCONST` macro internally to declare all of its floating-point constants.

Additionally, SUNDIALS defines several macros for common mathematical functions *e.g.*, `fabs`, `sqrt`, `exp`, etc. in `sundials_math.h`. The macros are prefixed with `SUNR` and expand to the appropriate C function based on the `sunrealtype`. For example, the macro `SUNRabs` expands to the C function `fabs` when `sunrealtype` is `double`, `fabsf` when `sunrealtype` is `float`, and `fabsl` when `sunrealtype` is `long double`.

A user program which uses the type `sunrealtype`, the `SUN_RCONST` macro, and the `SUNR` mathematical function macros is precision-independent except for any calls to precision-specific library functions. Our example programs use `sunrealtype`, `SUN_RCONST`, and the `SUNR` macros. Users can, however, use the type `double`, `float`, or `long double` in their code (assuming that this usage is consistent with the typedef for `sunrealtype`) and call the appropriate math library functions directly. Thus, a previously existing piece of C or C++ code can use SUNDIALS without modifying the code to use `sunrealtype`, `SUN_RCONST`, or the `SUNR` macros so long as the SUNDIALS libraries are built to use the corresponding precision (see §11.3).

4.1.2 Integer types used for indexing

type **sunindextype**

The type **sunindextype** is used for indexing array entries in SUNDIALS modules as well as for storing the total problem size (*e.g.*, vector lengths and matrix sizes). During configuration **sunindextype** may be selected to be either a 32- or 64-bit *signed* integer with the default being 64-bit (see [SUNDIALS_INDEX_SIZE](#)).

When using a 32-bit integer the total problem size is limited to $2^{31} - 1$ and with 64-bit integers the limit is $2^{63} - 1$. For users with problem sizes that exceed the 64-bit limit an advanced configuration option is available to specify the type used for **sunindextype** (see [SUNDIALS_INDEX_TYPE](#)).

A user program which uses **sunindextype** to handle indices will work with both index storage types except for any calls to index storage-specific external libraries. Our C and C++ example programs use **sunindextype**. Users can, however, use any compatible type (*e.g.*, `int`, `long int`, `int32_t`, `int64_t`, or `long long int`) in their code, assuming that this usage is consistent with the typedef for **sunindextype** on their architecture. Thus, a previously existing piece of C or C++ code can use SUNDIALS without modifying the code to use **sunindextype**, so long as the SUNDIALS libraries use the appropriate index storage type (for details see §11.3).

4.1.3 Integer type used for counters

type **suncountertype**

The type **suncountertype** is used for counter variables in SUNDIALS (*e.g.*, number of stpes) and is the same as `long int`.

Added in version 7.3.0.

4.1.4 Boolean type

type **sunbooleantype**

As ANSI C89 (ISO C90) does not have a built-in boolean data type, SUNDIALS defines the type **sunbooleantype** as an `int`.

The advantage of using the name **sunbooleantype** (instead of `int`) is an increase in code readability. It also allows the programmer to make a distinction between `int` and boolean data. Variables of type **sunbooleantype** are intended to have only the two values: [SUNFALSE](#) or [SUNTRUE](#).

SUNFALSE

False (0)

SUNTRUE

True (1)

4.1.5 Output formatting type

enum **SUNOutputFormat**

The enumerated type [SUNOutputFormat](#) defines the enumeration constants for SUNDIALS output formats

enumerator **SUN_OUTPUTFORMAT_TABLE**

The output will be a table of values

enumerator **SUN_OUTPUTFORMAT_CSV**

The output will be a comma-separated list of key and value pairs e.g., `key1,value1,key2,value2,...`

Note

The Python module `tools/suntools` provides utilities to read and output the data from a SUNDIALS CSV output file using the key and value pair format.

4.1.6 MPI types

type **SUNComm**

A simple typedef to an *int* when SUNDIALS is built without MPI, or a `MPI_Comm` when built with MPI. This type exists solely to ensure SUNDIALS can support MPI and non-MPI builds.

SUN_COMM_NULL

A macro defined as `0` when SUNDIALS is built without MPI, or as `MPI_COMM_NULL` when built with MPI.

4.2 The SUNContext Type

Added in version 6.0.0.

All of the SUNDIALS objects (vectors, linear and nonlinear solvers, matrices, etc.) that collectively form a SUNDIALS simulation, hold a reference to a common simulation context object defined by the *SUNContext* class.

type **SUNContext**

An opaque pointer used by SUNDIALS objects for error handling, logging, profiling, etc.

Users should create a *SUNContext* object prior to any other calls to SUNDIALS library functions by calling:

SUNErrCode **SUNContext_Create**(*SUNComm* comm, *SUNContext* *sunctx)

Creates a *SUNContext* object associated with the thread of execution. The data of the *SUNContext* class is private.

Parameters

- **comm** – the MPI communicator or `SUN_COMM_NULL` if not using MPI.
- **sunctx** – [in,out] upon successful exit, a pointer to the newly created *SUNContext* object.

Returns

SUNErrCode indicating success or failure.

The created *SUNContext* object should be provided to the constructor routines for different SUNDIALS classes/modules e.g.,

```
SUNContext sunctx;
void* package_mem;
N_Vector x;

SUNContext_Create(SUN_COMM_NULL, &sunctx);

package_mem = CVodeCreate(..., sunctx);
package_mem = IDACreate(..., sunctx);
```

(continues on next page)

(continued from previous page)

```
package_mem = KINCreate(..., sunctx);
package_mem = ARKStepCreate(..., sunctx);

x = N_VNew_<SomeVector>(..., sunctx);
```

After all other SUNDIALS code, the *SUNContext* object should be freed with a call to:

***SUNErrCode* SUNContext_Free(*SUNContext* *sunctx)**

Frees the *SUNContext* object.

Parameters

- **sunctx** – pointer to a valid *SUNContext* object, NULL upon successful return.

Returns

SUNErrCode indicating success or failure.

Warning

When MPI is being used, the *SUNContext_Free()* must be called prior to *MPI_Finalize*.

The *SUNContext* API further consists of the following functions:

***SUNErrCode* SUNContext_GetLastError(*SUNContext* sunctx)**

Gets the last error code set by a SUNDIALS function call. The function then resets the last error code to *SUN_SUCCESS*.

Parameters

- **sunctx** – a valid *SUNContext* object.

Returns

the last *SUNErrCode* recorded.

***SUNErrCode* SUNContext_PeekLastError(*SUNContext* sunctx)**

Gets the last error code set by a SUNDIALS function call. The function *does not* reset the last error code to *SUN_SUCCESS*.

Parameters

- **sunctx** – a valid *SUNContext* object.

Returns

the last *SUNErrCode* recorded.

***SUNErrCode* SUNContext_PushErrorHandler(*SUNContext* sunctx, *SUNErrorHandlerFn* err_fn, void *err_user_data)**

Pushes a new *SUNErrorHandlerFn* onto the error handler stack so that it is called when an error occurs inside of SUNDIALS.

Parameters

- **sunctx** – a valid *SUNContext* object.
- **err_fn** – a callback function of type *SUNErrorHandlerFn* to be pushed onto the error handler stack.
- **err_user_data** – a pointer that will be passed back to the callback function when it is called.

Returns

SUNErrCode indicating success or failure.

SUNErrCode **SUNContext_PopErrorHandler**(*SUNContext* suncctx)

Pops the last *SUNErrorHandlerFn* off of the error handler stack.

Parameters

- **suncctx** – a valid *SUNContext* object.

Returns

SUNErrCode indicating success or failure.

SUNErrCode **SUNContext_ClearErrHandlers**(*SUNContext* suncctx)

Clears the entire error handler stack. After doing this it is important to push an error handler onto the stack with *SUNContext_PushErrorHandler* otherwise errors will be ignored.

Parameters

- **suncctx** – a valid *SUNContext* object.

Returns

SUNErrCode indicating success or failure.

SUNErrCode **SUNContext_GetProfiler**(*SUNContext* suncctx, *SUNProfiler* *profiler)

Gets the *SUNProfiler* object associated with the *SUNContext* object.

Parameters

- **suncctx** – a valid *SUNContext* object.
- **profiler** – [in,out] a pointer to the *SUNProfiler* object associated with this context; will be NULL if profiling is not enabled.

Returns

SUNErrCode indicating success or failure.

SUNErrCode **SUNContext_SetProfiler**(*SUNContext* suncctx, *SUNProfiler* profiler)

Sets the *SUNProfiler* object associated with the *SUNContext* object.

Parameters

- **suncctx** – a valid *SUNContext* object.
- **profiler** – a *SUNProfiler* object to associate with this context; this is ignored if profiling is not enabled.

Returns

SUNErrCode indicating success or failure.

SUNErrCode **SUNContext_SetLogger**(*SUNContext* suncctx, *SUNLogger* logger)

Sets the *SUNLogger* object associated with the *SUNContext* object.

Parameters

- **suncctx** – a valid *SUNContext* object.
- **logger** – a *SUNLogger* object to associate with this context; this is ignored if logging is not enabled.

Returns

SUNErrCode indicating success or failure.

Added in version 6.2.0.

SUNErrCode **SUNContext_GetLogger**(*SUNContext* sunctx, *SUNLogger* *logger)

Gets the *SUNLogger* object associated with the *SUNContext* object.

Parameters

- **sunctx** – a valid *SUNContext* object.
- **logger** – [in,out] a pointer to the *SUNLogger* object associated with this context; will be NULL if logging is not enabled.

Returns

SUNErrCode indicating success or failure.

Added in version 6.2.0.

4.2.1 Implications for task-based programming and multi-threading

Applications that need to have *concurrently initialized* SUNDIALS simulations need to take care to understand the following:

1. A *SUNContext* object must only be associated with *one* SUNDIALS simulation (a solver object and its associated vectors etc.) at a time.
 - Concurrently initialized is not the same as concurrently executing. Even if two SUNDIALS simulations execute sequentially, if both are initialized at the same time with the same *SUNContext*, behavior is undefined.
 - It is OK to reuse a *SUNContext* object with another SUNDIALS simulation after the first simulation has completed and all of the simulation's associated objects (vectors, matrices, algebraic solvers, etc.) have been destroyed.
2. The creation and destruction of a *SUNContext* object is cheap, especially in comparison to the cost of creating/destroying a SUNDIALS solver object.

The following (incomplete) code examples demonstrate these points using CVODE as the example SUNDIALS package.

```
SUNContext sunctxs[num_threads];
int ccode_initialized[num_threads];
void* ccode_mem[num_threads];

// Create
for (int i = 0; i < num_threads; i++) {
    sunctxs[i] = SUNContext_Create(...);
    ccode_mem[i] = CCodeCreate(..., sunctxs[i]);
    ccode_initialized[i] = 0; // not yet initialized
    // set optional ccode inputs...
}

// Solve
#pragma omp parallel for
for (int i = 0; i < num_problems; i++) {
    int retval = 0;
    int tid = omp_get_thread_num();
    if (!ccode_initialized[tid]) {
        retval = CCodeInit(ccode_mem[tid], ...);
        ccode_initialized[tid] = 1;
    }
}
```

(continues on next page)

(continued from previous page)

```

    } else {
        retval = CVodeReInit(cvode_mem[tid], ...);
    }
    CVode(cvode_mem[i], ...);
}

// Destroy
for (int i = 0; i < num_threads; i++) {
    // get optional ccode outputs...
    CVodeFree(&cvode_mem[i]);
    SUNContext_Free(&sunctxs[i]);
}

```

Since each thread has its own unique CVODE and SUNContext object pair, there should be no thread-safety issues. Users should be sure that you apply the same idea to the other SUNDIALS objects needed as well (e.g. an `N_Vector`).

The variation of the above code example demonstrates another possible approach:

```

// Create, Solve, Destroy
#pragma omp parallel for
for (int i = 0; i < num_problems; i++) {
    int retval = 0;
    void* ccode_mem;
    SUNContext sunctx;

    sunctx = SUNContext_Create(...);
    ccode_mem = CVodeCreate(..., sunctx);
    retval = CVodeInit(ccode_mem, ...);

    // set optional ccode inputs...

    CVode(ccode_mem, ...);

    // get optional ccode outputs...

    CVodeFree(&ccode_mem);
    SUNContext_Free(&sunctx);
}

```

So long as the overhead of creating/destroying the CVODE object is small compared to the cost of solving the ODE, this approach is a fine alternative to the first approach since `SUNContext_Create()` and `SUNContext_Free()` are much cheaper than the CVODE create/free routines.

4.2.2 Convenience class for C++ Users

For C++ users a RAII safe class, `sundials::Context`, is provided:

```

namespace sundials {

class Context : public sundials::ConvertibleTo<SUNContext>
{
public:

```

(continues on next page)

(continued from previous page)

```

explicit Context(SUNComm comm = SUN_COMM_NULL)
{
    sunctx_ = std::make_unique<SUNContext>();
    SUNContext_Create(comm, sunctx_.get());
}

/* disallow copy, but allow move construction */
Context(const Context&) = delete;
Context(Context&&)      = default;

/* disallow copy, but allow move operators */
Context& operator=(const Context&) = delete;
Context& operator=(Context&&) = default;

SUNContext get() override
{
    return *sunctx_.get();
}
SUNContext get() const override
{
    return *sunctx_.get();
}
operator SUNContext() override
{
    return *sunctx_.get();
}
operator SUNContext() const override
{
    return *sunctx_.get();
}

~Context()
{
    if (sunctx_) SUNContext_Free(sunctx_.get());
}

private:
std::unique_ptr<SUNContext> sunctx_;
};

} // namespace sundials

```

4.3 Error Checking

Added in version 7.0.0.

Until version 7.0.0, error reporting and handling was inconsistent throughout SUNDIALS. Starting with version 7.0.0 all of SUNDIALS (the core, implementations of core modules, and packages) reports error messages through the [SUNLogger](#) API. Furthermore, functions in the SUNDIALS core API (i.e., SUN or N_V functions only) either return a [SUNErrCode](#), or (if they don't return a [SUNErrCode](#)) they internally record an error code (if an error occurs) within the [SUNContext](#) for the execution stream. This “last error” is accessible via the [SUNContext_GetLastError\(\)](#) or

`SUNContext_PeekLastError()` functions.

typedef int **SUNErrCode**

Thus, in user code, SUNDIALS core API functions can be checked for errors in one of two ways:

```
SUNContext sunctx;
SUNErrCode sunerr;
N_Vector v;
int length;
sunrealtype dotprod;

// Every code that uses SUNDIALS must create a SUNContext.
sunerr = SUNContext_Create(comm, &sunctx)
if (sunerr) { /* an error occurred, do something */ }

// Create a SUNDIALS serial vector.
// Some functions do not return an error code.
// We have to check for errors in these functions using SUNContext_GetLastError.
length = 2;
v = N_VNew_Serial(length, sunctx);
sunerr = SUNContext_GetLastError(sunctx);
if (sunerr) { /* an error occurred, do something */ }

// If the function returns a SUNErrCode, we can check it directly
sunerr = N_VLinearCombination(...);
if (sunerr) { /* an error occurred, do something */ }

// Another function that does not return a SUNErrCode.
dotprod = N_VDotProd(...);
SUNContext_GetLastError(sunctx);
if (sunerr) {
    /* an error occurred, do something */
} else {
    print("dotprod = %.2f\n", dotprod);
}
```

The function `SUNGetErrMsg()` can be used to get a message describing the error code.

const char ***SUNGetErrMsg**(*SUNErrCode* code)

Returns a message describing the error code.

Parameters

- **code** – the error code

Returns

a message describing the error code.

Note

It is recommended in most cases that users check for an error after calling SUNDIALS functions. However, users concerned with getting the most performance might choose to exclude or limit these checks.

Warning

If a function returns a *SUNErrCode* then the return value is the only place the error is available i.e., these functions do not store their error code as the “last error” so it is invalid to use *SUNContext_GetLastError()* to check these functions for errors.

4.3.1 Error Handler Functions

When an error occurs in SUNDIALS, it calls error handler functions that have been pushed onto the error handler stack in last-in first-out order. Specific error handlers can be enabled by pushing them onto the error handler stack with the function *SUNContext_PushErrorHandler()*. They may disabled by calling *SUNContext_PopErrorHandler()* or *SUNContext_ClearErrHandlers()*. A SUNDIALS error handler function has the type

```
typedef void (*SUNErrorHandlerFn)(int line, const char *func, const char *file, const char *msg, SUNErrCode err_code, void *err_user_data, SUNContext sunctx)
```

SUNDIALS provides a few different error handlers that can be used, or a custom one defined by the user can be provided (useful for linking SUNDIALS errors to your application’s error handling). The default error handler is *SUNLogErrorHandlerFn()* which logs an error to a specified file or `stderr` if no file is specified.

The error handlers provided in SUNDIALS are:

```
void SUNLogErrorHandlerFn(int line, const char *func, const char *file, const char *msg, SUNErrCode err_code, void *err_user_data, SUNContext sunctx)
```

Logs the error that occurred using the *SUNLogger* from *sunctx*. This is the default error handler.

Parameters

- **line** – the line number at which the error occurred
- **func** – the function in which the error occurred
- **file** – the file in which the error occurred
- **msg** – the message to log, if this is NULL then the default error message for the error code will be used
- **err_code** – the error code for the error that occurred
- **err_user_data** – the user pointer provided to *SUNContext_PushErrorHandler()*
- **sunctx** – pointer to a valid *SUNContext* object

Returns

void

```
void SUNAbortErrorHandlerFn(int line, const char *func, const char *file, const char *msg, SUNErrCode err_code, void *err_user_data, SUNContext sunctx)
```

Logs the error and aborts the program if an error occurred.

Parameters

- **line** – the line number at which the error occurred
- **func** – the function in which the error occurred
- **file** – the file in which the error occurred
- **msg** – this parameter is ignored
- **err_code** – the error code for the error that occurred

- **err_user_data** – the user pointer provided to *SUNContext_PushErrorHandler()*
- **sunctx** – pointer to a valid *SUNContext* object

Returns

void

void **SUNMPIAbortErrorHandlerFn**(int line, const char *func, const char *file, const char *msg, *SUNErrCode* err_code, void *err_user_data, *SUNContext* sunctx)

Logs the error and calls `MPI_Abort` if an error occurred.

Parameters

- **line** – the line number at which the error occurred
- **func** – the function in which the error occurred
- **file** – the file in which the error occurred
- **msg** – this parameter is ignored
- **err_code** – the error code for the error that occurred
- **err_user_data** – the user pointer provided to *SUNContext_PushErrorHandler()*
- **sunctx** – pointer to a valid *SUNContext* object

Returns

void

4.4 Status and Error Logging

Added in version 6.2.0.

SUNDIALS includes a built-in logging functionality which can be used to direct error messages, warning messages, informational output, and debugging output to specified files. This capability requires enabling both build-time and run-time options to ensure the best possible performance is achieved.

4.4.1 Enabling Logging

To enable logging, the CMake option *SUNDIALS_LOGGING_LEVEL* must be set to the maximum desired output level when configuring SUNDIALS. See the *SUNDIALS_LOGGING_LEVEL* documentation for the numeric values corresponding to errors, warnings, info output, and debug output where errors < warnings < info output < debug output < extra debug output. By default only warning and error messages are logged.

When SUNDIALS is built with logging enabled, then the default logger (stored in the *SUNContext* object) may be configured through environment variables without any changes to user code. The available environment variables are:

```
SUNLOGGER_ERROR_FILENAME
SUNLOGGER_WARNING_FILENAME
SUNLOGGER_INFO_FILENAME
SUNLOGGER_DEBUG_FILENAME
```

These environment variables may be set to a filename string. There are two special filenames: `stdout` and `stderr`. These two filenames will result in output going to the standard output file and standard error file. For example, consider the CVODE Roberts example, where we can direct the informational output to the file `sun.log` as follows

```
SUNLOGGER_INFO_FILENAME=sun.log ./examples/cvode/serial/cvRoberts_dns
```

The different environment variables may all be set to the same file, or to distinct files, or some combination there of. To disable output for one of the streams, set the environment variable to an empty string. To leave the stream at its default output, do not set the environment variable. If `SUNDIALS_LOGGING_LEVEL` was set at build-time to a level lower than the corresponding environment variable, then setting the environment variable will do nothing. For example, if the logging level is set to 2 (errors and warnings), setting `SUNLOGGER_INFO_FILENAME` will do nothing.

Alternatively, the default logger can be accessed with `SUNContext_GetLogger()` and configured using the *Logger API* or a user may create, configure, and attach a non-default logger using the *Logger API*.

Warning

A non-default logger should be created and attached to the context object prior to any other SUNDIALS calls in order to capture all log events.

The following examples demonstrate how to use the logging interface via the C API:

```
examples/arkode/CXX_serial/ark_analytic_sys.cpp
examples/cvode/serial/cvAdvDiff_bnd.c
examples/cvode/parallel/cvAdvDiff_diag_p.c
examples/kinsol/CXX_parallel/kin_em_p.cpp
examples/kinsol/CUDA_mpi/kin_em_mpicuda.cpp
```

4.4.2 Logging Output

Error or warning logs are a single line output with an error or warning message of the form

```
[level][rank][scope][label] message describing the error or warning
```

where the values in brackets have the following meaning:

- `level` is the log level of the message and will be `ERROR`, `WARNING`, `INFO`, or `DEBUG`
- `rank` is the MPI rank the message was written from (0 by default or if SUNDIALS was built without MPI enabled)
- `scope` is the message scope i.e., the name of the function from which the message was written
- `label` provides additional context or information about the logging output e.g., `begin-step`, `end-linear-solve`, etc.

Informational or debugging logs are either a single line output with a comma-separated list of key-value pairs of the form

```
[level][rank][scope][label] key1 = value1, key2 = value2
```

or multiline output with one value per line for keys corresponding to a vector or array e.g.,

```
[level][rank][scope][label] y(:) =
y[0]
y[1]
...
```

Note

When extra debugging output is enabled, the output will include vector values (so long as the *N_Vector* used supports printing). Depending on the problem size, this may result in very large logging files.

4.4.3 Logging Tools

Added in version 7.2.0.

To assist with extracting data from logging output files, the `tools` directory contains the `suntools` Python module which provides utilities for parsing log files in the `logs` sub-module.

`logs.log_file_to_list(filename)`

Parse a log file and return as a Python list of dictionaries.

This is the core parsing function that converts SUNDIALS log files into Python data structures. Use this function when you need to work with the data directly in Python (analysis, filtering, custom processing).

Parameters

filename (*str*) – The name of the log file to parse.

Returns

A list of dictionaries, one per step attempt.

Return type

list[dict]

The list returned for a time integrator log file will contain a dictionary for each step attempt:

```
[
  {
    "step": 1,
    "tn": 0.0,
    "h": 0.01,
    "status": "success",
    "dsm": 2.6e-13,
    "level": 0,
    "stages": [
      {"stage": 0, "implicit": 0, "tcur": 0.0, "status": "success"},
      {"stage": 1, "implicit": 0, "tcur": 0.001, "status": "success"},
      ...
    ],
    "compute-solution": {
      "mass type": 0,
      "status": "success"
    }
  },
  {
    "step": 2,
    "tn": 0.01,
    "h": 0.02,
    ...
  },
  ...
]
```

Example usage:

```

from suntools import logs
import matplotlib.pyplot as plt

# Parse the log file
data = logs.log_file_to_list("sun.log")

# Extract lists of passed and failed step data
passed = [s for s in data if "success" in s["status"]]
failed = [s for s in data if "failed" in s["status"]]

print("Steps stats: ")
print(f"  Attempted: {len(data)}")
print(f"  Successful: {len(passed)}")
print(f"  Failed: {len(failed)}")
print(f"  Min Step: {min(s[\"h\"] for s in passed)}")
print(f"  Max Step: {max(s[\"h\"] for s in passed)}")
print(f"  Avg Step: {sum(s[\"h\"] for s in passed) / len(passed)}")

# Plot step size history
s_steps, s_times, s_steps = logs.get_history(passed, "h")
f_steps, f_times, f_steps = logs.get_history(failed, "h")

fig, ax = plt.subplots()
ax.plot(s_times, s_steps, color="b", marker=".", label="passed")
ax.scatter(f_times, f_steps, color="r", marker="x", label="failed")
ax.legend(loc="best")
ax.set(xlabel="time", ylabel="step size", title="Step Size History")
plt.show()

```

`logs.print_log(log, indent=2)`

Print a log file list as formatted JSON.

This function takes parsed log data and prints it in a human-readable JSON format. Useful for debugging and quick inspection.

Parameters

- **log** (*list*) – The log file list from `log_file_to_list()`.
- **indent** (*int*) – The number of spaces to indent the JSON output (default: 2).

Example usage:

```

from suntools import logs

# Parse the log file
data = logs.log_file_to_list("sun.log")

# Print just the first few steps
logs.print_log(data[:5])

```

`logs.get_history(log, key, step_status=None, time_range=None, step_range=None, group_by_level=False)`

Extract the history of a key from a log file list created by `log_file_to_list()`.

Parameters

- **log** (*list*) – The log file list to extract values from.
- **key** (*str*) – The key to extract.
- **step_status** (*str*) – Only extract values for steps which match the given status e.g., “success” or “failed”.
- **time_range** (*[float, float]*) – Only extract values in the time interval, [low, high].
- **step_range** (*[int, int]*) – Only extract values in the step number interval, [low, high].
- **group_by_level** (*bool*) – Group outputs by time level.

Returns

A list of steps, times, and values

The `tools` directory also contains example scripts demonstrating how to use the log parsing functions to extract and plot data.

- `log_example_print.py` – parses a log file and prints the log file list.
- `log_example.py` – plots the step size, order, or error estimate history from an ARKODE, CVODE(S), or IDA(S) log file.
- `log_example_mri.py` – plots the step size history from an ARKODE MRISep log file.

For more details on using an example script, run the script with the `--help` flag.

4.4.4 Logger API

The central piece of the Logger API is the [*SUNLogger*](#) type:

type **SUNLogger**

An opaque pointer containing logging information.

When SUNDIALS is built with logging enabled, a default logging object is stored in the [*SUNContext*](#) object and can be accessed with a call to [*SUNContext_GetLogger\(\)*](#).

The enumerated type [*SUNLogLevel*](#) is used by some of the logging functions to identify the output level or file.

enum **SUNLogLevel**

The SUNDIALS logging level

enumerator **SUN_LOGLEVEL_ALL**

Represents all output levels

enumerator **SUN_LOGLEVEL_NONE**

Represents none of the output levels

enumerator **SUN_LOGLEVEL_ERROR**

Represents error-level logging messages

enumerator **SUN_LOGLEVEL_WARNING**

Represents warning-level logging messages

enumerator **SUN_LOGLEVEL_INFO**

Represents info-level logging messages

enumerator **SUN_LOGLEVEL_DEBUG**

Represents debug-level logging messages

The [*SUNLogger*](#) class provides the following methods.

SUNErrCode **SUNLogger_Create**(*SUNComm* comm, int output_rank, *SUNLogger* *logger)

Creates a new *SUNLogger* object.

Arguments:

- comm – the MPI communicator to use, if MPI is enabled, otherwise can be SUN_COMM_NULL.
- output_rank – the MPI rank used for output (can be -1 to print to all ranks).
- logger – [in,out] On input this is a pointer to a *SUNLogger*, on output it will point to a new *SUNLogger* instance.

Returns:

- Returns zero if successful, or non-zero if an error occurred.

SUNErrCode **SUNLogger_CreateFromEnv**(*SUNComm* comm, *SUNLogger* *logger)

Creates a new *SUNLogger* object and opens the output streams/files from the environment variables:

```
SUNLOGGER_ERROR_FILENAME
SUNLOGGER_WARNING_FILENAME
SUNLOGGER_INFO_FILENAME
SUNLOGGER_DEBUG_FILENAME
```

Arguments:

- comm – the MPI communicator to use, if MPI is enabled, otherwise can be SUN_COMM_NULL.
- logger – [in,out] On input this is a pointer to a *SUNLogger*, on output it will point to a new *SUNLogger* instance.

Returns:

- Returns zero if successful, or non-zero if an error occurred.

SUNErrCode **SUNLogger_SetErrorFilename**(*SUNLogger* logger, const char *error_filename)

Sets the filename for error output.

Arguments:

- logger – a *SUNLogger* object.
- error_filename – the name of the file to use for error output. Passing NULL or an empty string disables output for this stream.

Returns:

- Returns zero if successful, or non-zero if an error occurred.

SUNErrCode **SUNLogger_SetErrorFile**(*SUNLogger* logger, FILE *error_fp)

Sets the file pointer for error output.

The logger does not take ownership of error_fp; the user is responsible for closing the file if needed. Passing NULL disables output for this stream.

Arguments:

- logger – a *SUNLogger* object.
- error_fp – the FILE pointer to use for error output.

Returns:

- Returns zero if successful, or non-zero if an error occurred.

SUNErrCode **SUNLogger_SetWarningFilename**(*SUNLogger* logger, const char *warning_filename)

Sets the filename for warning output.

Arguments:

- logger – a *SUNLogger* object.
- warning_filename – the name of the file to use for warning output. Passing NULL or an empty string disables output for this stream.

Returns:

- Returns zero if successful, or non-zero if an error occurred.

SUNErrCode **SUNLogger_SetWarningFile**(*SUNLogger* logger, FILE *warning_fp)

Sets the file pointer for warning output.

The logger does not take ownership of `warning_fp`; the user is responsible for closing the file if needed. Passing NULL disables output for this stream.

Arguments:

- logger – a *SUNLogger* object.
- warning_fp – the FILE pointer to use for warning output.

Returns:

- Returns zero if successful, or non-zero if an error occurred.

SUNErrCode **SUNLogger_SetInfoFilename**(*SUNLogger* logger, const char *info_filename)

Sets the filename for info output.

Arguments:

- logger – a *SUNLogger* object.
- info_filename – the name of the file to use for info output. Passing NULL or an empty string disables output for this stream.

Returns:

- Returns zero if successful, or non-zero if an error occurred.

SUNErrCode **SUNLogger_SetInfoFile**(*SUNLogger* logger, FILE *info_fp)

Sets the file pointer for info output.

The logger does not take ownership of `info_fp`; the user is responsible for closing the file if needed. Passing NULL disables output for this stream.

Arguments:

- logger – a *SUNLogger* object.
- info_fp – the FILE pointer to use for info output.

Returns:

- Returns zero if successful, or non-zero if an error occurred.

SUNErrCode **SUNLogger_SetDebugFilename**(*SUNLogger* logger, const char *debug_filename)

Sets the filename for debug output.

Arguments:

- logger – a *SUNLogger* object.

- `debug_filename` – the name of the file to use for debug output. Passing an NULL or empty string disables output for this stream.

Returns:

- Returns zero if successful, or non-zero if an error occurred.

SUNErrCode **SUNLogger_SetDebugFile**(*SUNLogger* logger, FILE *debug_fp)

Sets the file pointer for debug output.

The logger does not take ownership of `debug_fp`; the user is responsible for closing the file if needed. Passing NULL disables output for this stream.

Arguments:

- `logger` – a *SUNLogger* object.
- `debug_fp` – the FILE pointer to use for debug output.

Returns:

- Returns zero if successful, or non-zero if an error occurred.

SUNErrCode **SUNLogger_QueueMsg**(*SUNLogger* logger, *SUNLogLevel* lvl, const char *scope, const char *label, const char *msg_txt, ...)

Queues a message to the output log level.

Arguments:

- `logger` – a *SUNLogger* object.
- `lvl` – the message log level (i.e. error, warning, info, debug).
- `scope` – the message scope (e.g. the function name).
- `label` – the message label.
- `msg_txt` – the message text itself.
- ... – the format string arguments

Returns:

- Returns zero if successful, or non-zero if an error occurred.

SUNErrCode **SUNLogger_Flush**(*SUNLogger* logger, *SUNLogLevel* lvl)

Flush the message queue(s).

Arguments:

- `logger` – a *SUNLogger* object.
- `lvl` – the message log level (i.e. error, warning, info, debug or all).

Returns:

- Returns zero if successful, or non-zero if an error occurred.

SUNErrCode **SUNLogger_GetOutputRank**(*SUNLogger* logger, int *output_rank)

Get the output MPI rank for the logger.

Arguments:

- `logger` – a *SUNLogger* object.
- `output_rank` – [in,out] On input this is a pointer to an int, on output it points to the int holding the output rank.

Returns:

- Returns zero if successful, or non-zero if an error occurred.

SUNErrCode **SUNLogger_Destroy**(*SUNLogger* *logger)

Free the memory for the *SUNLogger* object.

Arguments:

- logger – a pointer to the *SUNLogger* object.

Returns:

- Returns zero if successful, or non-zero if an error occur.

4.5 Performance Profiling

Added in version 6.0.0.

SUNDIALS includes a lightweight performance profiling layer that can be enabled at compile-time. Optionally, this profiling layer can leverage Caliper [13] for more advanced instrumentation and profiling. By default, only SUNDIALS library code is profiled. However, a public profiling API can be utilized to leverage the SUNDIALS profiler to time user code regions as well (see §4.5.2).

4.5.1 Enabling Profiling

To enable profiling, SUNDIALS must be built with the CMake option *SUNDIALS_ENABLE_PROFILING* set to ON. To utilize Caliper support, the CMake option *SUNDIALS_ENABLE_CALIPER* must also be set to ON. More details in regards to configuring SUNDIALS with CMake can be found in §11.

When SUNDIALS is built with profiling enabled and **without Caliper**, then the environment variable *SUNPROFILER_PRINT* can be utilized to enable/disable the printing of profiler information. Setting *SUNPROFILER_PRINT*=1 will cause the profiling information to be printed to stdout when the SUNDIALS simulation context is freed. Setting *SUNPROFILER_PRINT*=0 will result in no profiling information being printed unless the *SUNProfiler_Print()* function is called explicitly. By default, *SUNPROFILER_PRINT* is assumed to be 0. *SUNPROFILER_PRINT* can also be set to a file path where the output should be printed.

If Caliper is enabled, then users should refer to the [Caliper documentation](#) for information on getting profiler output. In most cases, this involves setting the *CALI_CONFIG* environment variable.

Note

The SUNDIALS profiler requires POSIX timers or the Windows *profileapi.h* timers.

Warning

While the SUNDIALS profiling scheme is relatively lightweight, enabling profiling can still negatively impact performance. As such, it is recommended that profiling is enabled judiciously.

4.5.2 Profiler API

The primary way of interacting with the SUNDIALS profiler is through the following macros:

```
SUNDIALS_MARK_FUNCTION_BEGIN(profobj)
SUNDIALS_MARK_FUNCTION_END(profobj)
SUNDIALS_WRAP_STATEMENT(profobj, name, stmt)
SUNDIALS_MARK_BEGIN(profobj, name)
SUNDIALS_MARK_END(profobj, name)
```

Additionally, in C++ applications, the follow macro is available:

```
SUNDIALS_CXX_MARK_FUNCTION(profobj)
```

These macros can be used to time specific functions or code regions. When using the *_BEGIN macros, it is important that a matching *_END macro is placed at all exit points for the scope/function. The SUNDIALS_CXX_MARK_FUNCTION macro only needs to be placed at the beginning of a function, and leverages RAII to implicitly end the region.

The `profobj` argument to the macro should be a `SUNProfiler` object, i.e.

type **SUNProfiler**

An opaque pointer containing profiling information.

When SUNDIALS is built with profiling, a default profiling object is stored in the `SUNContext` object and can be accessed with a call to [`SUNContext_GetProfiler\(\)`](#).

The `name` argument should be a unique string indicating the name of the region/function. It is important that the name given to the *_BEGIN macros matches the name given to the *_END macros.

In addition to the macros, the following methods of the `SUNProfiler` class are available.

```
int SUNProfiler_Create(SUNComm comm, const char *title, SUNProfiler *p)
```

Creates a new `SUNProfiler` object.

Arguments:

- `comm` – the MPI communicator to use, if MPI is enabled, otherwise can be `SUN_COMM_NULL`.
- `title` – a title or description of the profiler
- `p` – [in,out] On input this is a pointer to a `SUNProfiler`, on output it will point to a new `SUNProfiler` instance

Returns:

- Returns zero if successful, or non-zero if an error occurred

```
int SUNProfiler_Free(SUNProfiler *p)
```

Frees a `SUNProfiler` object.

Arguments:

- `p` – [in,out] On input this is a pointer to a `SUNProfiler`, on output it will be `NULL`

Returns:

- Returns zero if successful, or non-zero if an error occurred

```
int SUNProfiler_Begin(SUNProfiler p, const char *name)
```

Starts timing the region indicated by the `name`.

Arguments:

- `p` – a `SUNProfiler` object
- `name` – a name for the profiling region

Returns:

- Returns zero if successful, or non-zero if an error occurred

int **SUNProfiler_End**(*SUNProfiler* p, const char *name)

Ends the timing of a region indicated by the `name`.

Arguments:

- `p` – a `SUNProfiler` object
- `name` – a name for the profiling region

Returns:

- Returns zero if successful, or non-zero if an error occurred

int **SUNProfiler_GetElapsedTime**(*SUNProfiler* p, const char *name, double *time)

Get the elapsed time for the timer “name” in seconds.

Arguments:

- `p` – a `SUNProfiler` object
- `name` – the name for the profiling region of interest
- `time` – upon return, the elapsed time for the timer

Returns:

- Returns zero if successful, or non-zero if an error occurred

int **SUNProfiler_GetTimerResolution**(*SUNProfiler* p, double *resolution)

Get the timer resolution in seconds.

Arguments:

- `p` – a `SUNProfiler` object
- `resolution` – upon return, the resolution for the timer

Returns:

- Returns zero if successful, or non-zero if an error occurred

int **SUNProfiler_Print**(*SUNProfiler* p, FILE *fp)

Prints out a profiling summary. When constructed with an MPI comm the summary will include the average and maximum time per rank (in seconds) spent in each marked up region.

Arguments:

- `p` – a `SUNProfiler` object
- `fp` – the file handler to print to

Returns:

- Returns zero if successful, or non-zero if an error occurred

int **SUNProfiler_Reset**(*SUNProfiler* p)

Resets the region timings and counters to zero.

Arguments:

- *p* – a SUNProfiler object

Returns:

- Returns zero if successful, or non-zero if an error occurred

4.5.3 Example Usage

The following is an excerpt from the CVODE example code `examples/cvode/serial/cvAdvDiff_bnd.c`. It is applicable to any of the SUNDIALS solver packages.

```
SUNContext ctx;
SUNProfiler profobj;

/* Create the SUNDIALS context */
retval = SUNContext_Create(SUN_COMM_NULL, &ctx);

/* Get a reference to the profiler */
retval = SUNContext_GetProfiler(ctx, &profobj);

/* ... */

SUNDIALS_MARK_BEGIN(profobj, "Integration loop");
umax = N_VMaxNorm(u);
PrintHeader(reltol, abstol, umax);
for(iout=1, tout=T1; iout <= NOUT; iout++, tout += DTOUT) {
    retval = CVode(cvode_mem, tout, u, &t, CV_NORMAL);
    umax = N_VMaxNorm(u);
    retval = CVodeGetNumSteps(cvode_mem, &nst);
    PrintOutput(t, umax, nst);
}
SUNDIALS_MARK_END(profobj, "Integration loop");
PrintFinalStats(cvode_mem); /* Print some final statistics */
```

4.6 Getting Version Information

SUNDIALS provides additional utilities to all packages, that may be used to retrieve SUNDIALS version information at runtime.

int **SUNDIALSGetVersion**(char *version, int len)

This routine fills a string with SUNDIALS version information.

Arguments:

- *version* – character array to hold the SUNDIALS version information.
- *len* – allocated length of the *version* character array.

Return value:

- 0 if successful
- -1 if the input string is too short to store the SUNDIALS version

Notes:

An array of 25 characters should be sufficient to hold the version information.

int **SUNDIALSGetVersionNumber**(int *major, int *minor, int *patch, char *label, int len)

This routine sets integers for the SUNDIALS major, minor, and patch release numbers and fills a string with the release label if applicable.

Arguments:

- *major* – SUNDIALS release major version number.
- *minor* – SUNDIALS release minor version number.
- *patch* – SUNDIALS release patch version number.
- *label* – string to hold the SUNDIALS release label.
- *len* – allocated length of the *label* character array.

Return value:

- 0 if successful
- -1 if the input string is too short to store the SUNDIALS label

Notes:

An array of 10 characters should be sufficient to hold the label information. If a label is not used in the release version, no information is copied to *label*.

4.7 Features for GPU Accelerated Computing

In this section, we introduce the SUNDIALS GPU programming model and highlight SUNDIALS GPU features. The model leverages the fact that all of the SUNDIALS packages interact with simulation data either through the shared vector, matrix, and solver APIs or through user-supplied callback functions. Thus, under the model, the overall structure of the user's calling program, and the way users interact with the SUNDIALS packages is similar to using SUNDIALS in CPU-only environments.

4.7.1 SUNDIALS GPU Programming Model

As described in [12], within the SUNDIALS GPU programming model, all control logic executes on the CPU, and all simulation data resides wherever the vector or matrix object dictates as long as SUNDIALS is in control of the program. That is, SUNDIALS will not migrate data (explicitly) from one memory space to another. Except in the most advanced use cases, it is safe to assume that data is kept resident in the GPU-device memory space. The consequence of this is that, when control is passed from the user's calling program to SUNDIALS, simulation data in vector or matrix objects must be up-to-date in the device memory space. Similarly, when control is passed from SUNDIALS to the user's calling program, the user should assume that any simulation data in vector and matrix objects are up-to-date in the device memory space. To put it succinctly, *it is the responsibility of the user's calling program to manage data coherency between the CPU and GPU-device memory spaces* unless unified virtual memory (UVM), also known as managed memory, is being utilized. Typically, the GPU-enabled SUNDIALS modules provide functions to copy data from the host to the device and vice-versa as well as support for unmanaged memory or UVM. In practical terms, the way SUNDIALS handles distinct host and device memory spaces means that *users need to ensure that the user-supplied functions, e.g. the right-hand side function, only operate on simulation data in the device memory space* otherwise extra memory transfers will be required and performance will suffer. The exception to this rule is if some form of hybrid data partitioning (achievable with the NVECTOR_MANYVECTOR, see §6.17) is utilized.

SUNDIALS provides many native shared features and modules that are GPU-enabled. Currently, these include the NVIDIA CUDA platform [5], AMD ROCm/HIP [2], and Intel oneAPI [3]. Table 4.1–Table 4.4 summarize the shared SUNDIALS modules that are GPU-enabled, what GPU programming environments they support, and what class of memory they support (unmanaged or UVM). Users may also supply their own GPU-enabled *N_Vector*, *SUNMatrix*,

SUNLinearSolver, or *SUNNonlinearSolver* implementation, and the capabilities will be leveraged since SUNDIALS operates on data through these APIs.

In addition, SUNDIALS provides a memory management helper module (see §10) to support applications which implement their own memory management or memory pooling.

Table 4.1: List of SUNDIALS GPU-enabled N_Vector Modules

Module	CUDA	ROCm/HIP	oneAPI	Unmanaged Memory	UVM
<i>NVECTOR_CUDA</i>	X			X	X
<i>NVECTOR_HIP</i>	X	X		X	X
<i>NVECTOR_SYCL</i>	X ³	X ³	X	X	X
<i>NVECTOR_RAJA</i>	X	X	X	X	X
<i>NVECTOR_KOKKOS</i>	X	X	X	X	X
<i>NVECTOR_OPENMPDEV</i>	X	X ²	X ²	X	

Table 4.2: List of SUNDIALS GPU-enabled SUNMatrix Modules

Module	CUDA	ROCm/HIP	oneAPI	Unmanaged Memory	UVM
<i>SUNMATRIX_CUSPARSE</i>	X			X	X
<i>SUNMATRIX_ONEMKLDENSE</i>	X ³	X ³	X	X	X
<i>SUNMATRIX_MAGMADENSE</i>	X	X		X	X
<i>SUNMATRIX_GINKGO</i>	X	X		X	X
<i>SUNMATRIX_KOKKOSDENSE</i>	X	X		X	X

Table 4.3: List of SUNDIALS GPU-enabled SUNLinearSolver Modules

Module	CUDA	ROCm/HIP	oneAPI	Unmanaged Memory	UVM
<i>SUNLINSOL_CUSOLVERSP</i>	X			X	X
<i>SUNLINSOL_ONEMKLDENSE</i>	X ³	X ³	X	X	X
<i>SUNLINSOL_MAGMADENSE</i>	X			X	X
<i>SUNLINSOL_GINKGO</i>	X	X		X	X
<i>SUNLINSOL_KOKKOSDENSE</i>	X	X		X	X
<i>SUNLINSOL_SPGMR</i>	X ¹	X ¹	X ¹	X ¹	X ¹
<i>SUNLINSOL_SPFGMR</i>	X ¹	X ¹	X ¹	X ¹	X ¹
<i>SUNLINSOL_SPTFQMR</i>	X ¹	X ¹	X ¹	X ¹	X ¹
<i>SUNLINSOL_SPBCGS</i>	X ¹	X ¹	X ¹	X ¹	X ¹
<i>SUNLINSOL_PCG</i>	X ¹	X ¹	X ¹	X ¹	X ¹

Table 4.4: List of SUNDIALS GPU-enabled SUNNonlinearSolver Modules

Module	CUDA	ROCm/HIP	oneAPI	Unmanaged Memory	UVM
<i>SUNNONLINSOL_NEWTON</i>	X ¹	X ¹	X ¹	X ¹	X ¹
<i>SUNNONLINSOL_FIXEDPOINT</i>	X ¹	X ¹	X ¹	X ¹	X ¹

Notes regarding the above tables:

1. This module inherits support from the NVECTOR module used
2. Support for ROCm/HIP and oneAPI are currently untested.
3. Support for CUDA and ROCm/HIP are currently untested.

In addition, note that implicit UVM (i.e. `malloc` returning UVM) is not accounted for.

4.7.2 Steps for Using GPU Accelerated SUNDIALS

For any SUNDIALS package, the generalized steps a user needs to take to use GPU accelerated SUNDIALS are:

1. Utilize a GPU-enabled `N_Vector` implementation. Initial data can be loaded on the host, but must be in the device memory space prior to handing control to SUNDIALS.
2. Utilize a GPU-enabled `SUNLinearSolver` linear solver (if applicable).
3. Utilize a GPU-enabled `SUNMatrix` implementation (if using a matrix-based linear solver).
4. Utilize a GPU-enabled `SUNNonlinearSolver` nonlinear solver (if applicable).
5. Write user-supplied functions so that they use data only in the device memory space (again, unless an atypical data partitioning is used). A few examples of these functions are the right-hand side evaluation function, the Jacobian evaluation function, or the preconditioner evaluation function. In the context of CUDA and the right-hand side function, one way a user might ensure data is accessed on the device is, for example, calling a CUDA kernel, which does all of the computation, from a CPU function which simply extracts the underlying device data array from the `N_Vector` object that is passed from SUNDIALS to the user-supplied function.

Users should refer to the above tables for a complete list of GPU-enabled native SUNDIALS modules.

Chapter 5

Using CVODES

5.1 Using CVODES for IVP Solution

This chapter is concerned with the use of CVODES for the solution of initial value problems (IVPs). The following sections treat the header files and the layout of the user's main program, and provide descriptions of the CVODES user-callable functions and user-supplied functions.

The sample programs described in the companion document [62] may also be helpful. Those codes may be used as templates (with the removal of some lines used in testing) and are included in the CVODES package.

Users with applications written in Fortran should see §13, which describes interfacing with CVODES from Fortran.

The user should be aware that not all `SUNLinearSolver` and `SUNMatrix` modules are compatible with all `N_Vector` implementations. Details on compatibility are given in the documentation for each `SUNMatrix` module (§7) and each `SUNLinearSolver` module (§8). For example, `NVECTOR_PARALLEL` is not compatible with the dense, banded, or sparse `SUNMatrix` types, or with the corresponding dense, banded, or sparse `SUNLinearSolver` modules. Please check §7 and §8 to verify compatibility between these modules. In addition to that documentation, we note that the `CVBANDPRE` preconditioning module is only compatible with the `NVECTOR_SERIAL`, `NVECTOR_OPENMP`, and `NVECTOR_PTHREADS` vector implementations, and the preconditioner module `CVBBDPRE` can only be used with `NVECTOR_PARALLEL`. It is not recommended to use a threaded vector module with `SuperLU_MT` unless it is the `NVECTOR_OPENMP` module, and `SuperLU_MT` is also compiled with OpenMP.

CVODES uses various constants for both input and output. These are defined as needed in this chapter, but for convenience are also listed separately in §12.

5.1.1 Access to library and header files

At this point, it is assumed that the installation of CVODES, following the procedure described in §11, has been completed successfully. In the proceeding text, the directories `libdir` and `incdir` are the installation library and include directories, respectively. For a default installation, these are `instdir/lib` and `instdir/include`, respectively, where `instdir` is the directory where SUNDIALS was installed.

Regardless of where the user's application program resides, its associated compilation and load commands must make reference to the appropriate locations for the library and header files required by CVODES. CVODES symbols are found in `libdir/libsundials_cvodes.lib`. Thus, in addition to linking to `libdir/libsundials_core.lib`, CVODES users need to link to the CVODES library. Symbols for additional SUNDIALS modules, vectors and algebraic solvers, are found in

```
<libdir>/libsundials_nvec*.lib
<libdir>/libsundials_sunmat*.lib
<libdir>/libsundials_sunlinsol*.lib
<libdir>/libsundials_sunnonlinsol*.lib
<libdir>/libsundials_sunmem*.lib
```

The file extension `.lib` is typically `.so` for shared libraries and `.a` for static libraries.

The relevant header files for CVODES are located in the subdirectories `incdir/include/cvodes`. To use CVODES the application needs to include the header file for CVODES in addition to the SUNDIALS core header file:

```
#include <sundials/sundials_core.h> // Provides core SUNDIALS types
#include <cvodes/cvodes.h>         // CVODES provides linear multistep methods with sensitivity analysis
```

The calling program must also include an `N_Vector` implementation header file, of the form `nvector/nvector_*.h`. See §6 for the appropriate name.

If using a non-default nonlinear solver module, or when interacting with a `SUNNonlinearSolver` module directly, the calling program must also include a `SUNNonlinearSolver` implementation header file, of the form `sunnonlinsol/sunnonlinsol_*.h` where `*` is the name of the nonlinear solver module (see §9 for more information).

If using a nonlinear solver that requires the solution of a linear system of the form (2.8) (e.g., the default Newton iteration), then a linear solver module header file will be required. In this case it will be necessary to include the header file for a `SUNLinearSolver` solver, which is of the form `sunlinsol/sunlinsol_***.h` (see §8 for more information).

If the linear solver is matrix-based, the linear solver header will also include a header file of the form `sunmatrix/sunmatrix_*.h` where `*` is the name of the matrix implementation compatible with the linear solver (see §7 for more information).

Other headers may be needed, according to the choice of preconditioner, etc. For example, in the example (see [62]), preconditioning is done with a block-diagonal matrix. For this, even though the `SUNLINSOL_SPGMR` linear solver is used, the header `sundials_dense.h` is included for access to the underlying generic dense matrix arithmetic routines.

Warning

Note that an application cannot link to both the CVODES and CVODE libraries because both contain user-callable functions with the same names (to ensure that CVODES is backward compatible with CVODE). Therefore, applications that contain both ODE problems and ODEs with sensitivity analysis, should use CVODES.

5.1.2 A skeleton of the user's main program

The following is a skeleton of the user's main program (or calling program) for the integration of an ODE IVP. Most of the steps are independent of the `N_Vector`, `SUNMatrix`, `SUNLinearSolver`, and `SUNNonlinearSolver` implementations used. For the steps that are not, refer to §6, §7, §8, and §9 for the specific name of the function to be called or macro to be referenced.

1. **Initialize parallel or multi-threaded environment, if appropriate** For example, call `MPI_Init` to initialize MPI if used, or set the number of threads to use within the threaded vector functions if used.
2. **Create the SUNDIALS context object** Call `SUNContext_Create()` to allocate the `SUNContext` object.
3. **Set problem dimensions etc.** This generally includes the problem size `N`, and may include the local vector length `Nlocal`.

Note: The variables `N` and `Nlocal` should be of type `sunindextype`.

4. **Set vector of initial values** To set the vector of initial values, use the appropriate functions defined by the particular `N_Vector` implementation.

For native SUNDIALS vector implementations, use a call of the form `y0 = N_VMake_***(..., ydata)` if the array containing the initial values of y already exists. Otherwise, create a new vector by making a call of the form `N_VNew_***(...)`, and then set its elements by accessing the underlying data with a call of the form `ydata = N_VGetArrayPointer(y0)`.

For HYPRE and PETSC vector wrappers, first create and initialize the underlying vector, and then create an `N_Vector` wrapper with a call of the form `y0 = N_VMake_***(yvec)`, where `yvec` is a HYPRE or PETSC vector. Note that calls like `N_VNew_***(...)` and `N_VGetArrayPointer(...)` are not available for these vector wrappers.

See §6 for details.

5. **Create CVODES object** Call `CVodeCreate()` to create the CVODES memory block and to specify the linear multistep method. `CVodeCreate()` returns a pointer to the CVODES memory structure.

See §5.1.3.1 for details.

6. **Initialize CVODES solver** Call `CVodeInit()` to provide required problem specifications, allocate internal memory for CVODES, and initialize CVODES. `CVodeInit()` returns a flag, the value of which indicates either success or an illegal argument value.

See §5.1.3.1 for details.

7. **Specify integration tolerances** Call `CVodeSStolerances()` or `CVodeSVtolerances()` to specify either a scalar relative tolerance and scalar absolute tolerance, or a scalar relative tolerance and a vector of absolute tolerances, respectively. Alternatively, call `CVodeWftolerances()` to specify a function which sets directly the weights used in evaluating WRMS vector norms.

See §5.1.3.2 for details.

8. **Create matrix object** If a nonlinear solver requiring a linear solve will be used (e.g., the default Newton iteration) and the linear solver will be a matrix-based linear solver, then a template Jacobian matrix must be created by calling the appropriate constructor function defined by the particular `SUNMatrix` implementation.

For the native SUNDIALS `SUNMatrix` implementations, the matrix object may be created using a call of the form `SUN***Matrix(...)` where `***` is the name of the matrix (see §7 for details).

9. **Create linear solver object** If a nonlinear solver requiring a linear solver is chosen (e.g., the default Newton iteration), then the desired linear solver object must be created by calling the appropriate constructor function defined by the particular `SUNLinearSolver` implementation.

For any of the SUNDIALS-supplied `SUNLinearSolver` implementations, the linear solver object may be created using a call of the form `SUNLinearSolver LS = SUNLinSol_*(...);` where `*` can be replaced with “Dense”, “SPGMR”, or other options, as discussed in §5.1.3.5 and §8.

10. **Set linear solver optional inputs** Call functions from the selected linear solver module to change optional inputs specific to that linear solver. See the documentation for each `SUNLinearSolver` module in §8 for details.

11. **Attach linear solver module** If a nonlinear solver requiring a linear solver is chosen (e.g., the default Newton iteration), then initialize the CVLS linear solver interface by attaching the linear solver object (and matrix object, if applicable) with a call `ier = CVodeSetLinearSolver(cvode_mem, NLS)` (for details see §5.1.3.5):

Alternately, if the CVODES-specific diagonal linear solver module, `CVDIAG`, is desired, initialize the linear solver module and attach it to CVODES with the call to `CVodeSetLinearSolver()`.

12. **Set optional inputs** Call `CVodeSet***` functions to change any optional inputs that control the behavior of CVODES from their default values. See §5.1.3.10 for details.

13. **Create nonlinear solver object** (*optional*) If using a non-default nonlinear solver (see §5.1.3.6), then create the desired nonlinear solver object by calling the appropriate constructor function defined by the particular SUN-NonlinearSolver implementation (e.g., `NLS = SUNNonlinSol_***(...)`; where `***` is the name of the nonlinear solver (see §9 for details).
14. **Attach nonlinear solver module** (*optional*) If using a non-default nonlinear solver, then initialize the nonlinear solver interface by attaching the nonlinear solver object by calling `ier = CVodeSetNonlinearSolver` (see §5.1.3.6 for details).
15. **Set nonlinear solver optional inputs** (*optional*) Call the appropriate set functions for the selected nonlinear solver module to change optional inputs specific to that nonlinear solver. These *must* be called after `CVodeInit()` if using the default nonlinear solver or after attaching a new nonlinear solver to CVODES, otherwise the optional inputs will be overridden by CVODES defaults. See §9 for more information on optional inputs.
16. **Specify rootfinding problem** (*optional*) Call `CVodeRootInit()` to initialize a rootfinding problem to be solved during the integration of the ODE system. See §5.1.3.7, and see §5.1.3.10 for relevant optional input calls.
17. **Advance solution in time** For each point at which output is desired, call `ier = CVode(cvode_mem, tout, yout, tret, itask)`. Here `itask` specifies the return mode. The vector `yout` (which can be the same as the vector `y0` above) will contain $y(t)$. See `CVode()` for details.
18. **Get optional outputs** Call `CV*Get*` functions to obtain optional output. See §5.1.3.12 for details.
19. **Destroy objects**

Upon completion of the integration call the following functions, as necessary, to destroy any objects created above:

- Call `N_VDestroy()` to free vector objects.
- Call `SUNMatDestroy()` to free matrix objects.
- Call `SUNLinSolFree()` to free linear solvers objects.
- Call `SUNNonlinSolFree()` to free nonlinear solvers objects.
- Call `CVodeFree()` to free the memory allocated by CVODES.
- Call `SUNContext_Free()` to free the SUNDIALS context.

20. **Finalize MPI, if used** Call `MPI_Finalize` to terminate MPI.

5.1.3 User-callable functions

This section describes the CVODES functions that are called by the user to setup and then solve an IVP. Some of these are required. However, starting with §5.1.3.10, the functions listed involve optional inputs/outputs or restarting, and those paragraphs may be skipped for a casual use of CVODES. In any case, refer to §5.1.2 for the correct order of these calls.

On an error, each user-callable function returns a negative value and sends an error message to the error handler routine, which prints the message on `stderr` by default. However, the user can set a file as error output or can provide his own error handler function (see §5.1.3.10).

5.1.3.1 CVODES initialization and deallocation functions

The following three functions must be called in the order listed. The last one is to be called only after the IVP solution is complete, as it frees the CVODES memory block created and allocated by the first two calls.

void ***CvodeCreate**(int lmm, *SUNContext* sunctx)

The function *CvodeCreate()* instantiates a CVODES solver object and specifies the solution method.

Arguments:

- lmm – specifies the linear multistep method and must be one of two possible values: CV_ADAMS or CV_BDF.
- sunctx – the *SUNContext* object (see §4.2)

Return Value:

- If successful, *CvodeCreate()* returns a pointer to the newly created CVODES memory block. Otherwise, it returns NULL.

Notes:

The recommended choices for lmm are CV_ADAMS for nonstiff problems and CV_BDF for stiff problems. The default Newton iteration is recommended for stiff problems, and the fixed-point solver (previously referred to as the functional iteration in this guide) is recommended for nonstiff problems. For details on how to attach a different nonlinear solver module to CVODES see the description of *CvodeSetNonlinearSolver()*.

int **CvodeInit**(void *cvide_mem, *CVRhsFn* f, *sunrealtype* t0, *N_Vector* y0)

The function *CvodeInit* provides required problem and solution specifications, allocates internal memory, and initializes CVODES.

Arguments:

- cvide_mem – pointer to the CVODES memory block returned by *CvodeCreate()*.
- f – is the C function which computes the right-hand side function f in the ODE. This function has the form $f(t, y, ydot, user_data)$ (for full details see §5.1.4.1).
- t0 – is the initial value of t.
- y0 – is the initial value of y.

Return Value:

- CV_SUCCESS – The call was successful.
- CV_MEM_NULL – The CVODES memory block was not initialized through a previous call to *CvodeCreate()*.
- CV_MEM_FAIL – A memory allocation request has failed.
- CV_ILL_INPUT – An input argument to *CvodeInit* has an illegal value.

Notes:

If an error occurred, *CvodeInit* also sends an error message to the error handler function.

void **CvodeFree**(void **cvide_mem);

The function *CvodeFree* frees the memory allocated by a previous call to *CvodeCreate()*.

Arguments:

- Pointer to the CVODES memory block.

Return Value:

- The function *CvodeFree* has no return value.

5.1.3.2 CVODES tolerance specification functions

One of the following three functions must be called to specify the integration tolerances (or directly specify the weights used in evaluating WRMS vector norms). Note that this call must be made after the call to *CVodeInit()*.

int **CVodeSStolerances**(void *ccode_mem, *sunrealtype* reltol, *sunrealtype* abstol)

The function CVodeSStolerances specifies scalar relative and absolute tolerances.

Arguments:

- ccode_mem – pointer to the CVODES memory block returned by *CVodeCreate()*.
- reltol – is the scalar relative error tolerance.
- abstol – is the scalar absolute error tolerance.

Return value:

- CV_SUCCESS – The call was successful.
- CV_MEM_NULL – The CVODES memory block was not initialized.
- CV_NO_MALLOC – The allocation function returned NULL.
- CV_ILL_INPUT – One of the input tolerances was negative.

Notes:

This routine will be called by *CVodeSetOptions()* when using the key “cvid.scalar_tolerances”.

int **CVodeSVtolerances**(void *ccode_mem, *sunrealtype* reltol, *N_Vector* abstol)

The function CVodeSVtolerances specifies scalar relative tolerance and vector absolute tolerances.

Arguments:

- ccode_mem – pointer to the CVODES memory block returned by *CVodeCreate()*.
- reltol – is the scalar relative error tolerance.
- abstol – is the vector of absolute error tolerances.

Return value:

- CV_SUCCESS – The call was successful.
- CV_MEM_NULL – The CVODES memory block was not initialized.
- CV_NO_MALLOC – The allocation function returned NULL.
- CV_ILL_INPUT – The relative error tolerance was negative or the absolute tolerance had a negative component.

Notes:

This choice of tolerances is important when the absolute error tolerance needs to be different for each component of the state vector y.

int **CVodeWftolerances**(void *ccode_mem, *CVEwtFn* efun)

The function CVodeWftolerances specifies a user-supplied function efun that sets the multiplicative error weights W_i for use in the weighted RMS norm, which are normally defined by (2.7).

Arguments:

- ccode_mem – pointer to the CVODES memory block returned by *CVodeCreate()*.
- efun – is the C function which defines the ewt vector (see *CVEwtFn*).

Return value:

- CV_SUCCESS – The call was successful.
- CV_MEM_NULL – The CVODES memory block was not initialized.
- CV_NO_MALLOC – The allocation function returned NULL.

5.1.3.3 General advice on choice of tolerances

For many users, the appropriate choices for tolerance values in `reltol` and `abstol` are a concern. The following pieces of advice are relevant.

- (1) The scalar relative tolerance `reltol` is to be set to control relative errors. So `reltol` = 10^{-4} means that errors are controlled to .01%. We do not recommend using `reltol` larger than 10^{-3} . On the other hand, `reltol` should not be so small that it is comparable to the unit roundoff of the machine arithmetic (generally around 10^{-15}).
- (2) The absolute tolerances `abstol` (whether scalar or vector) need to be set to control absolute errors when any components of the solution vector `y` may be so small that pure relative error control is meaningless. For example, if `y[i]` starts at some nonzero value, but in time decays to zero, then pure relative error control on `y[i]` makes no sense (and is overly costly) after `y[i]` is below some noise level. Then `abstol` (if scalar) or `abstol[i]` (if a vector) needs to be set to that noise level. If the different components have different noise levels, then `abstol` should be a vector. See the example `cvsRoberts_dns` in the CVODES package, and the discussion of it in the CVODES Examples document [62]. In that problem, the three components vary between 0 and 1, and have different noise levels; hence the `abstol` vector. It is impossible to give any general advice on `abstol` values, because the appropriate noise levels are completely problem-dependent. The user or modeler hopefully has some idea as to what those noise levels are.
- (3) Finally, it is important to pick all the tolerance values conservatively, because they control the error committed on each individual time step. The final (global) errors are some sort of accumulation of those per-step errors. A good rule of thumb is to reduce the tolerances by a factor of .01 from the actual desired limits on errors. So if you want .01% accuracy (globally), a good choice is `reltol` = 10^{-6} . But in any case, it is a good idea to do a few experiments with the tolerances to see how the computed solution values vary as tolerances are reduced.

5.1.3.4 Advice on controlling unphysical negative values

In many applications, some components in the true solution are always positive or non-negative, though at times very small. In the numerical solution, however, small negative (hence unphysical) values can then occur. In most cases, these values are harmless, and simply need to be controlled, not eliminated. The following pieces of advice are relevant.

- (1) The way to control the size of unwanted negative computed values is with tighter absolute tolerances. Again this requires some knowledge of the noise level of these components, which may or may not be different for different components. Some experimentation may be needed.
- (2) If output plots or tables are being generated, and it is important to avoid having negative numbers appear there (for the sake of avoiding a long explanation of them, if nothing else), then eliminate them, but only in the context of the output medium. Then the internal values carried by the solver are unaffected. Remember that a small negative value in `y` returned by CVODES, with magnitude comparable to `abstol` or less, is equivalent to zero as far as the computation is concerned.
- (3) The user's right-hand side routine `f` should never change a negative value in the solution vector `y` to a non-negative value, as a "solution" to this problem. This can cause instability. If the `f` routine cannot tolerate a zero or negative value (e.g. because there is a square root or log of it), then the offending value should be changed to zero or a tiny positive number in a temporary variable (not in the input `y` vector) for the purposes of computing $f(t, y)$.
- (4) Positivity and non-negativity constraints on components can be enforced by use of the recoverable error return feature in the user-supplied right-hand side function. However, because this option involves some extra overhead cost, it should only be exercised if the use of absolute tolerances to control the computed values is unsuccessful.

5.1.3.5 Linear solver interface functions

As previously explained, if the nonlinear solver requires the solution of linear systems of the form (2.8) (e.g., the default Newton iteration), there are two CVODES linear solver interfaces currently available for this task: CVLS and CVDIAG.

The first corresponds to the main linear solver interface in CVODES, that supports all valid `SUNLinearSolver` modules. Here, matrix-based `SUNLinearSolver` modules utilize `SUNMatrix` objects to store the approximate Jacobian matrix $J = \partial f / \partial y$, the Newton matrix $M = I - \gamma J$, and factorizations used throughout the solution process. Conversely, matrix-free `SUNLinearSolver` modules instead use iterative methods to solve the Newton systems of equations, and only require the *action* of the matrix on a vector, Mv . With most of these methods, preconditioning can be done on the left only, the right only, on both the left and right, or not at all. The exceptions to this rule are SPFGMR that supports right preconditioning only and PCG that performs symmetric preconditioning. For the specification of a preconditioner, see the iterative linear solver sections in §5.1.3.10 and §5.1.4.

If preconditioning is done, user-supplied functions define linear operators corresponding to left and right preconditioner matrices P_1 and P_2 (either of which could be the identity matrix), such that the product $P_1 P_2$ approximates the matrix $M = I - \gamma J$ of (2.9).

The CVDIAG linear solver interface supports a direct linear solver, that uses only a diagonal approximation to J .

To specify a generic linear solver to CVODES, after the call to `CVodeCreate()` but before any calls to `CVode()`, the user's program must create the appropriate `SUNLinearSolver` object and call the function `CVodeSetLinearSolver()`, as documented below. To create the `SUNLinearSolver` object, the user may call one of the SUNDIALS-packaged `SUNLinearSolver` module constructor routines via a call of the form `SUNLinearSolver LS = SUNLinSol_*(...);`

Alternately, a user-supplied `SUNLinearSolver` module may be created and used instead. The use of each of the generic linear solvers involves certain constants, functions and possibly some macros, that are likely to be needed in the user code. These are available in the corresponding header file associated with the specific `SUNMatrix` or `SUNLinearSolver` module in question, as described in §7 and §8.

Once this solver object has been constructed, the user should attach it to CVODES via a call to `CVodeSetLinearSolver()`. The first argument passed to this function is the CVODES memory pointer returned by `CVodeCreate()`; the second argument is the desired `SUNLinearSolver` object to use for solving linear systems. The third argument is an optional `SUNMatrix` object to accompany matrix-based `SUNLinearSolver` inputs (for matrix-free linear solvers, the third argument should be NULL). A call to this function initializes the CVLS linear solver interface, linking it to the main CVODES integrator, and allows the user to specify additional parameters and routines pertinent to their choice of linear solver.

To instead specify the CVODES-specific diagonal linear solver interface, the user's program must call `CVDiag()`, as documented below. The first argument passed to this function is the CVODES memory pointer returned by `CVodeCreate()`.

int **CVodeSetLinearSolver**(void *cvide_mem, *SUNLinearSolver* LS, *SUNMatrix* J)

The function `CVodeSetLinearSolver` attaches a generic `SUNLinearSolver` object LS and corresponding template Jacobian `SUNMatrix` object J (if applicable) to CVODES, initializing the CVLS linear solver interface.

Arguments:

- `cvide_mem` – pointer to the CVODES memory block.
- LS – `SUNLinearSolver` object to use for solving linear systems of the form (2.8).
- J – `SUNMatrix` object for used as a template for the Jacobian (or NULL if not applicable).

Return value:

- CVLS_SUCCESS – The CVLS initialization was successful.
- CVLS_MEM_NULL – The `cvide_mem` pointer is NULL.

- `CVLS_ILL_INPUT` – The CVLS interface is not compatible with the LS or J input objects or is incompatible with the current `N_Vector` module.
- `CVLS_SUNLS_FAIL` – A call to the LS object failed.
- `CVLS_MEM_FAIL` – A memory allocation request failed.

Notes:

If LS is a matrix-based linear solver, then the template Jacobian matrix J will be used in the solve process, so if additional storage is required within the `SUNMatrix` object (e.g. for factorization of a banded matrix), ensure that the input object is allocated with sufficient size (see §7 for further information).

When using sparse linear solvers, it is typically much more efficient to supply J so that it includes the full sparsity pattern of the Newton system matrices $M = I - \gamma J$, even if J itself has zeros in nonzero locations of I. The reasoning for this is that M is constructed in-place, on top of the user-specified values of J, so if the sparsity pattern in J is insufficient to store M then it will need to be resized internally by CVODES.

Added in version 4.0.0: Replaces the deprecated functions `CVDlsSetLinearSolver` and `CVSpilsSetLinearSolver`.

int **CVDiag**(void *ccode_mem)

The function `CVDiag` selects the `CVDIAG` linear solver. The user's main program must include the `ccode_diag.h` header file.

Arguments:

- `ccode_mem` – pointer to the CVODES memory block.

Return value:

- `CVDIAG_SUCCESS` – The `CVDIAG` initialization was successful.
- `CVDIAG_MEM_NULL` – The `ccode_mem` pointer is NULL.
- `CVDIAG_ILL_INPUT` – The `CVDIAG` solver is not compatible with the current `N_Vector` module.
- `CVDIAG_MEM_FAIL` – A memory allocation request failed.

Notes:

The `CVDIAG` solver is the simplest of all of the available CVODES linear solvers. The `CVDIAG` solver uses an approximate diagonal Jacobian formed by way of a difference quotient. The user does *not* have the option of supplying a function to compute an approximate diagonal Jacobian.

5.1.3.6 Nonlinear solver interface function

By default CVODES uses the `SUNNonlinearSolver` implementation of Newton's method defined by the `SUNNONLINSOL_NEWTON` module. To specify a different nonlinear solver in CVODES, the user's program must create a `SUNNonlinearSolver` object by calling the appropriate constructor routine. The user must then attach the `SUNNonlinearSolver` object by calling `CVodeSetNonlinearSolver()`, as documented below.

When changing the nonlinear solver in CVODES, `CVodeSetNonlinearSolver()` must be called after `CVodeInit()`. If any calls to `CVode()` have been made, then CVODES will need to be reinitialized by calling `CVodeReInit()` to ensure that the nonlinear solver is initialized correctly before any subsequent calls to `CVode()`.

The first argument passed to the routine `CVodeSetNonlinearSolver()` is the CVODES memory pointer returned by `CVodeCreate()` and the second argument is the `SUNNonlinearSolver` object to use for solving the nonlinear system (2.8) or (2.6). A call to this function attaches the nonlinear solver to the main CVODES integrator.

int **CVodeSetNonlinearSolver**(void *ccode_mem, *SUNNonlinearSolver* NLS)

The function `CVodeSetNonlinearSolver` attaches a `SUNNonlinearSolver` object (NLS) to CVODES.

Arguments:

- `ccode_mem` – pointer to the CVODES memory block.
- `NLS` – `SUNNonlinearSolver` object to use for solving nonlinear systems (2.5) or (2.6).

Return value:

- `CV_SUCCESS` – The nonlinear solver was successfully attached.
- `CV_MEM_NULL` – The CVODES memory block was not initialized through a previous call to `CVodeCreate()`.
- `CV_ILL_INPUT` – The `SUNNonlinearSolver` object is `NULL`, does not implement the required nonlinear solver operations, is not of the correct type, or the residual function, convergence test function, or maximum number of nonlinear iterations could not be set.

Notes:

When forward sensitivity analysis capabilities are enabled and the `CV_STAGGERED` or `CV_STAGGERED1` corrector method is used this function sets the nonlinear solver method for correcting state variables (see §5.3.2.3 for more details).

5.1.3.7 Rootfinding initialization function

While solving the IVP, CVODES has the capability to find the roots of a set of user-defined functions. To activate the root finding algorithm, call the following function. This is normally called only once, prior to the first call to `CVode()`, but if the rootfinding problem is to be changed during the solution, `CVodeRootInit()` can also be called prior to a continuation call to `CVode()`.

int **CVodeRootInit**(void *ccode_mem, int nrtfn, *CVRootFn* g)

The function `CVodeRootInit` specifies that the roots of a set of functions $g_i(t, y)$ are to be found while the IVP is being solved.

Arguments:

- `ccode_mem` – pointer to the CVODES memory block returned by `CVodeCreate()`.
- `nrtfn` – is the number of root functions g_i .
- `g` – is the C function which defines the `nrtfn` functions $g_i(t, y)$ whose roots are sought. See §5.1.4.4 for details.

Return value:

- `CV_SUCCESS` – The call was successful.
- `CV_MEM_NULL` – The `ccode_mem` argument was `NULL`.
- `CV_MEM_FAIL` – A memory allocation failed.
- `CV_ILL_INPUT` – The function `g` is `NULL`, but `nrtfn > 0`.

Notes:

If a new IVP is to be solved with a call to `CVodeReInit`, where the new IVP has no rootfinding problem but the prior one did, then call `CVodeRootInit` with `nrtfn=0`.

5.1.3.8 Projection initialization function

When solving an IVP with a constraint equation, CVODES has the capability to project the solution onto the constraint manifold after each time step. To activate the projection capability with a user-defined projection function, call the following set function:

int **CVodeSetProjFn**(void *ccode_mem, *CVProjFn* proj)

The function `CVodeSetProjFn` enables or disables projection with a user-defined projection function.

Arguments:

- `ccode_mem` – is a pointer to the CVODES memory block returned by `CVodeCreate()`.
- `proj` – is the C function which defines the projection. See *CVProjFn* for details.

Return value:

- `CV_SUCCESS` – The call was successful.
- `CV_MEM_NULL` – The `ccode_mem` argument was NULL.
- `CV_MEM_FAIL` – A memory allocation failed.
- `CV_ILL_INPUT` – The projection function is NULL or the method type is not `CV_BDF`.

Notes:

At this time projection is only supported with BDF methods. If a new IVP is to be solved with a call to `CVodeReInit`, where the new IVP does not have a constraint equation but the prior one did, then call `CVodeSetProjFrequency` with an input of 0 to disable projection.

Added in version 6.2.0.

5.1.3.9 CVODES solver function

This is the central step in the solution process — the call to perform the integration of the IVP. One of the input arguments (`itask`) specifies one of two modes as to where CVODES is to return a solution. But these modes are modified if the user has set a stop time (with `CVodeSetStopTime()`) or requested rootfinding.

int **CVode**(void *ccode_mem, *sunrealtype* tout, *N_Vector* yout, *sunrealtype* *tret, int itask)

The function `CVode` integrates the ODE over an interval in `t`.

Arguments:

- `ccode_mem` – pointer to the CVODES memory block.
- `tout` – the next time at which a computed solution is desired.
- `yout` – the computed solution vector.
- `tret` – the time reached by the solver (output).
- `itask` – a flag indicating the job of the solver for the next user step. The `CV_NORMAL` option causes the solver to take internal steps until it has reached or just passed the user-specified `tout` parameter. The solver then interpolates in order to return an approximate value of $y(tout)$. The `CV_ONE_STEP` option tells the solver to take just one internal step and then return the solution at the point reached by that step.

Return value:

- `CV_SUCCESS` – `CVode` succeeded and no roots were found.
- `CV_TSTOP_RETURN` – `CVode` succeeded by reaching the stopping point specified through the optional input function `CVodeSetStopTime()`.
- `CV_ROOT_RETURN` – `CVode` succeeded and found one or more roots. In this case, `tret` is the location of the root. If `nrtfn > 1`, call `CVodeGetRootInfo()` to see which g_i were found to have a root.
- `CV_MEM_NULL` – The CVODES memory block was not initialized through a previous call to `CVodeCreate()`.

- **CV_NO_MALLOC** – The CVODES memory was not allocated by a call to `CVodeInit()`.
- **CV_ILL_INPUT** – One of the inputs to `CVode` was illegal, or some other input to the solver was illegal or missing. The latter category includes the following situations:
 - (a) The tolerances have not been set.
 - (b) A component of the error weight vector became zero during internal time-stepping.
 - (c) The linear solver initialization function (called by the user after calling `CVodeCreate()`) failed to set the linear solver-specific `lsolve` field in `cvide_mem`.
 - (d) A root of one of the root functions was found both at a point t and also very near t .
- **CV_T00_CLOSE** – The initial time t_0 and the output time t_{out} are too close to each other and the user did not specify an initial step size.
- **CV_T00_MUCH_WORK** – The solver took `mxstep` internal steps but still could not reach `tout`. The default value for `mxstep` is `MXSTEP_DEFAULT = 500`.
- **CV_T00_MUCH_ACC** – The solver could not satisfy the accuracy demanded by the user for some internal step.
- **CV_ERR_FAILURE** – Either error test failures occurred too many times (`MXNEF = 7`) during one internal time step, or with $|h| = h_{min}$.
- **CV_CONV_FAILURE** – Either convergence test failures occurred too many times (`MXNCF = 10`) during one internal time step, or with $|h| = h_{min}$.
- **CV_LINIT_FAIL** – The linear solver interface's initialization function failed.
- **CV_LSETUP_FAIL** – The linear solver interface's setup function failed in an unrecoverable manner.
- **CV_LSOLVE_FAIL** – The linear solver interface's solve function failed in an unrecoverable manner.
- **CV_CONSTR_FAIL** – The inequality constraints were violated and the solver was unable to recover.
- **CV_RHSFUNC_FAIL** – The right-hand side function failed in an unrecoverable manner.
- **CV_FIRST_RHSFUNC_FAIL** – The right-hand side function had a recoverable error at the first call.
- **CV_REPTD_RHSFUNC_ERR** – Convergence test failures occurred too many times due to repeated recoverable errors in the right-hand side function. This flag will also be returned if the right-hand side function had repeated recoverable errors during the estimation of an initial step size.
- **CV_UNREC_RHSFUNC_ERR** – The right-hand function had a recoverable error, but no recovery was possible. This failure mode is rare, as it can occur only if the right-hand side function fails recoverably after an error test failed while at order one.
- **CV_RTFUNC_FAIL** – The rootfinding function failed.

Notes:

The vector `yout` can occupy the same space as the vector `y0` of initial conditions that was passed to `CVodeInit`.

In the `CV_ONE_STEP` mode, `tout` is used only on the first call, and only to get the direction and a rough scale of the independent variable.

If a stop time is enabled (through a call to `CVodeSetStopTime`), then `CVode` returns the solution at `tstop`. Once the integrator returns at a stop time, any future testing for `tstop` is disabled (and can be re-enabled only through a new call to `CVodeSetStopTime`).

All failure return values are negative and so the test `flag < 0` will trap all `CVode` failures.

On any error return in which one or more internal steps were taken by CCode, the returned values of `tret` and `yout` correspond to the farthest point reached in the integration. On all other error returns, `tret` and `yout` are left unchanged from the previous CCode return.

5.1.3.10 Optional input functions

There are numerous optional input parameters that control the behavior of the CVODES solver. CVODES provides functions that can be used to change these optional input parameters from their default values. The main inputs are divided into the following categories:

- Table 5.1 lists the main CVODES optional input functions,
- Table 5.2 lists the CVLS linear solver interface optional input functions,
- Table 5.3 lists the CVNLS nonlinear solver interface optional input functions,
- Table 5.4 lists the CVODES step size adaptivity optional input functions, and
- Table 5.5 lists the rootfinding optional input functions.
- Table 5.6 lists the projection optional input functions.

These optional inputs are described in detail in the remainder of this section. Note that the diagonal linear solver module has no optional inputs. For the most casual use of CVODES, the reader can skip to §5.1.4..

We note that, on an error return, all of the optional input functions send an error message to the error handler function. All error return values are negative, so the test `flag < 0` will catch all errors.

The optional input calls can, unless otherwise noted, be executed in any order. A call to an `CCodeSet***` function can, unless otherwise noted, be made at any time from the user's calling program and, if successful, takes effect immediately.

Main solver optional input functions

Table 5.1: Optional inputs for CVODES

Optional input	Function name	Default
Set CVODES options from the command line or a file	<code>CCodeSetOptions()</code>	
User data	<code>CCodeSetUserData()</code>	NULL
Maximum order for BDF method	<code>CCodeSetMaxOrd()</code>	5
Maximum order for Adams method	<code>CCodeSetMaxOrd()</code>	12
Maximum no. of internal steps before t_{out}	<code>CCodeSetMaxNumSteps()</code>	500
Maximum no. of warnings for $t_n + h = t_n$	<code>CCodeSetMaxHnilWarns()</code>	10
Flag to activate stability limit detection	<code>CCodeSetStabLimDet()</code>	SUNFALSE
Initial step size	<code>CCodeSetInitStep()</code>	estimated
Minimum absolute step size	<code>CCodeSetMinStep()</code>	0.0
Maximum absolute step size	<code>CCodeSetMaxStep()</code>	∞
Value of t_{stop}	<code>CCodeSetStopTime()</code>	undefined
Interpolate at t_{stop}	<code>CCodeSetInterpolateStopTime()</code>	SUNFALSE
Disable the stop time	<code>CCodeClearStopTime()</code>	N/A
Maximum no. of error test failures	<code>CCodeSetMaxErrTestFails()</code>	7
Inequality constraints on solution	<code>CCodeSetConstraints()</code>	disabled
Maximum number of inequality constraint fails in a step	<code>CCodeSetMaxNumConstraintFails()</code>	10

int **CVodeSetOptions**(void *cvoid_mem, const char *cvid, const char *file_name, int argc, char *argv[])

Sets CVOIDES options from an array of strings or a file.

Parameters

- **cvoid_mem** – pointer to the CVOIDES memory block.
- **cvid** – the prefix for options to read. The default is “cvoides”.
- **file_name** – the name of a file containing options to read. If this is NULL or an empty string, “”, then no file is read.
- **argc** – number of command-line arguments passed to executable.
- **argv** – an array of strings containing the options to set and their values.

Return values

- **CV_SUCCESS** – the function exited successfully.
- **CV_MEM_NULL** – cvoid_mem was NULL.
- **other** – error return value from relevant CVOIDES “set” routine.

Example usage:

In a C or C++ program, the following will enable command-line processing:

```
/* Create CVOIDES memory block */
void* cvoid_mem = CVodeCreate(CV_BDF, ctx);

/* Configure CVOIDES as normal */
...

/* Override settings with command-line options using default "cvoides" prefix */
flag = CVodeSetOptions(cvoid_mem, NULL, NULL, argc, argv);
```

Then when running the program, the user can specify desired options, e.g.,

```
$ ./a.out cvoides.max_order 3 cvoides.max_num_steps 10000
```

Note

The `argc` and `argv` arguments are typically those supplied to the user’s main routine however, this is not required. The inputs are left unchanged by `CVodeSetOptions()`.

If the `cvid` argument is NULL, then the default prefix, `cvoides`, must be used for all CVOIDES options. Whether `cvid` is supplied or not, a “.” must be used to separate an option key from the prefix. For example, when using the default `cvid`, the option `cvoides.max_order` followed by the value can be used to set the maximum method order of accuracy.

CVOIDES options set via `CVodeSetOptions()` will overwrite any previously-set values. Options are set in the order they are given in `argv` and, if an option with the same prefix appears multiple times in `argv`, the value of the last occurrence will be used.

The supported option names are noted within the documentation for the corresponding CVOIDES “set” function. For options that take a *sunboolean* type as input, use 1 to indicate true and 0 for false.

Warning

This function is not available in the Fortran interface.

File-based options are not yet supported, so the `file_name` argument should be set to either `NULL` or the empty string `""`.

Added in version 7.5.0.

int **CVodeSetUserData**(void *cvmem, void *user_data)

The function `CVodeSetUserData` specifies the user data block `user_data` and attaches it to the main CVODES memory block.

Arguments:

- `cvmem` – pointer to the CVODES memory block.
- `user_data` – pointer to the user data.

Return value:

- `CV_SUCCESS` – The optional value has been successfully set.
- `CV_MEM_NULL` – The CVODES memory block was not initialized through a previous call to `CVodeCreate()`.

Notes:

If specified, the pointer to `user_data` is passed to all user-supplied functions that have it as an argument. Otherwise, a `NULL` pointer is passed.

Warning

If `user_data` is needed in user linear solver or preconditioner functions, the call to `CVodeSetUserData` must be made before the call to specify the linear solver.

int **CVodeSetMonitorFn**(void *cvmem, *CVMonitorFn* monitorfn)

The function `CVodeSetMonitorFn` specifies a user function, `monitorfn`, to be called at some interval of successfully completed CVODES time steps.

Arguments:

- `cvmem` – pointer to the CVODES memory block.
- `monitorfn` – user-supplied monitor function (`NULL` by default); a `NULL` input will turn off monitoring.

Return value:

- `CV_SUCCESS` – The optional value has been successfully set.
- `CV_MEM_NULL` – The CVODES memory block was not initialized through a previous call to `CVodeCreate()`.

Notes:

The frequency with which the monitor function is called can be set with the function `CVodeSetMonitorFrequency`.

Warning

Modifying the solution in this function will result in undefined behavior. This function is only intended to be used for monitoring the integrator. SUNDIALS must be built with the CMake option `SUNDIALS_ENABLE_MONITORING`, to utilize this function. See §11 for more information.

Deprecated since version 7.7.0.

int **CVodeSetMonitorFrequency**(void *cnode_mem, long int nst)

The function `CVodeSetMonitorFrequency` specifies the interval, measured in successfully completed CVODES time-steps, at which the monitor function should be called.

Arguments:

- `cnode_mem` – pointer to the CVODES memory block.
- `nst` – number of successful steps in between calls to the monitor function 0 by default; a 0 input will turn off monitoring.

Return value:

- `CV_SUCCESS` – The optional value has been successfully set.
- `CV_MEM_NULL` – The CVODES memory block was not initialized `CVodeCreate()`.

Notes:

The monitor function that will be called can be set with `CVodeSetMonitorFn`.

This routine will be called by `CVodeSetOptions()` when using the key “`cvid.monitor_frequency`”.

Warning

Modifying the solution in this function will result in undefined behavior. This function is only intended to be used for monitoring the integrator. SUNDIALS must be built with the CMake option `SUNDIALS_ENABLE_MONITORING`, to utilize this function. See §11 for more information.

Deprecated since version 7.7.0.

int **CVodeSetMaxOrd**(void *cnode_mem, int maxord)

The function `CVodeSetMaxOrd` specifies the maximum order of the linear multistep method.

Arguments:

- `cnode_mem` – pointer to the CVODES memory block.
- `maxord` – value of the maximum method order. This must be positive.

Return value:

- `CV_SUCCESS` – The optional value has been successfully set.
- `CV_MEM_NULL` – The CVODES memory block was not initialized through a previous call to `CVodeCreate()`.
- `CV_ILL_INPUT` – The specified value `maxord` is ≤ 0 , or larger than its previous value.

Notes:

The default value is `ADAMS_Q_MAX = 12` for the Adams-Moulton method and `BDF_Q_MAX = 5` for the BDF method. Since `maxord` affects the memory requirements for the internal CVODES memory block, its value cannot be increased past its previous value.

An input value greater than the default will result in the default value.

This routine will be called by [CNodeSetOptions\(\)](#) when using the key “cvid.max_order”.

int **CNodeSetMaxNumSteps**(void *cnode_mem, long int mxsteps)

The function CNodeSetMaxNumSteps specifies the maximum number of steps to be taken by the solver in its attempt to reach the next output time.

Arguments:

- cnode_mem – pointer to the CVODES memory block.
- mxsteps – maximum allowed number of steps.

Return value:

- CV_SUCCESS – The optional value has been successfully set.
- CV_MEM_NULL – The CVODES memory block was not initialized through a previous call to [CNodeCreate\(\)](#).

Notes:

Passing mxsteps = 0 results in CVODES using the default value (500).

Passing mxsteps < 0 disables the test (not recommended).

This routine will be called by [CNodeSetOptions\(\)](#) when using the key “cvid.max_num_steps”.

int **CNodeSetMaxHnilWarns**(void *cnode_mem, int mxhnil)

The function CNodeSetMaxHnilWarns specifies the maximum number of messages issued by the solver warning that $t + h = t$ on the next internal step.

Arguments:

- cnode_mem – pointer to the CVODES memory block.
- mxhnil – maximum number of warning messages (> 0).

Return value:

- CV_SUCCESS – The optional value has been successfully set.
- CV_MEM_NULL – The CVODES memory block was not initialized through a previous call to [CNodeCreate\(\)](#).

Notes:

The default value is 10. A negative value for mxhnil indicates that no warning messages should be issued.

This routine will be called by [CNodeSetOptions\(\)](#) when using the key “cvid.max_hnil_warns”.

int **CNodeSetStabLimDet**(void *cnode_mem, *sunbooleantype* stldet)

The function CNodeSetStabLimDet indicates if the BDF stability limit detection algorithm should be used. See §2.4 for further details.

Arguments:

- cnode_mem – pointer to the CVODES memory block.
- stldet – flag controlling stability limit detection (SUNTRUE = on; SUNFALSE = off).

Return value:

- CV_SUCCESS – The optional value has been successfully set.
- CV_MEM_NULL – The CVODES memory block was not initialized through a previous call to [CNodeCreate\(\)](#).

- CV_ILL_INPUT – The linear multistep method is not set to CV_BDF.

Notes:

The default value is SUNFALSE. If `stldet = SUNTRUE` when BDF is used and the method order is greater than or equal to 3, then an internal function, `CVslidet`, is called to detect a possible stability limit. If such a limit is detected, then the order is reduced.

This routine will be called by `CVodeSetOptions()` when using the key “`cvid.stab_lim_det`”.

int **CVodeSetInitStep**(void *ccode_mem, *sunrealtype* hin)

The function `CVodeSetInitStep` specifies the initial step size.

Arguments:

- `ccode_mem` – pointer to the CVODES memory block.
- `hin` – value of the initial step size to be attempted. Pass 0.0 to use the default value.

Return value:

- CV_SUCCESS – The optional value has been successfully set.
- CV_MEM_NULL – The CVODES memory block was not initialized through a previous call to `CVodeCreate()`.

Notes:

By default, CVODES estimates the initial step size to be the solution h of the equation $0.5h^2\ddot{y} = 1$, where \ddot{y} is an estimated second derivative of the solution at t_0 .

This routine will be called by `CVodeSetOptions()` when using the key “`cvid.init_step`”.

int **CVodeSetMinStep**(void *ccode_mem, *sunrealtype* hmin)

The function `CVodeSetMinStep` specifies a lower bound on the magnitude of the step size.

Arguments:

- `ccode_mem` – pointer to the CVODES memory block.
- `hmin` – minimum absolute value of the step size (≥ 0.0).

Return value:

- CV_SUCCESS – The optional value has been successfully set.
- CV_MEM_NULL – The CVODES memory block was not initialized through a previous call to `CVodeCreate()`.
- CV_ILL_INPUT – Either `hmin` is nonpositive or it exceeds the maximum allowable step size.

Notes:

The default value is 0.0.

This routine will be called by `CVodeSetOptions()` when using the key “`cvid.min_step`”.

int **CVodeSetMaxStep**(void *ccode_mem, *sunrealtype* hmax)

The function `CVodeSetMaxStep` specifies an upper bound on the magnitude of the step size.

Arguments:

- `ccode_mem` – pointer to the CVODES memory block.
- `hmax` – maximum absolute value of the step size (≥ 0.0).

Return value:

- CV_SUCCESS – The optional value has been successfully set.

- CV_MEM_NULL – The CVODES memory block was not initialized through a previous call to [CNodeCreate\(\)](#).
- CV_ILL_INPUT – Either hmax is nonpositive or it is smaller than the minimum allowable step size.

Notes:

Pass hmax = 0.0 to obtain the default value ∞ .

This routine will be called by [CNodeSetOptions\(\)](#) when using the key “cvid.max_step”.

int **CNodeSetStopTime**(void *cnode_mem, *sunrealtype* tstop)

The function CNodeSetStopTime specifies the value of the independent variable t past which the solution is not to proceed.

Arguments:

- cnode_mem – pointer to the CVODES memory block.
- tstop – value of the independent variable past which the solution should not proceed.

Return value:

- CV_SUCCESS – The optional value has been successfully set.
- CV_MEM_NULL – The CVODES memory block was not initialized through a previous call to [CNodeCreate\(\)](#).
- CV_ILL_INPUT – The value of tstop is not beyond the current t value, t_n .

Notes:

The default, if this routine is not called, is that no stop time is imposed.

Once the integrator returns at a stop time, any future testing for tstop is disabled (and can be re-enabled only through a new call to CNodeSetStopTime).

A stop time not reached before a call to [CNodeReInit\(\)](#) will remain active but can be disabled by calling [CNodeClearStopTime\(\)](#).

This routine will be called by [CNodeSetOptions\(\)](#) when using the key “cvid.stop_time”.

int **CNodeSetInterpolateStopTime**(void *cnode_mem, *sunbooleantype* interp)

The function CNodeSetInterpolateStopTime specifies that the output solution should be interpolated when the current t equals the specified tstop (instead of merely copying the internal solution y_n).

Arguments:

- cnode_mem – pointer to the CVODES memory block.
- interp – flag indicating to use interpolation (1) or copy (0).

Return value:

- CV_SUCCESS – The optional value has been successfully set.
- CV_MEM_NULL – The CVODES memory block was not initialized through a previous call to [CNodeCreate\(\)](#).

Notes:

This routine will be called by [CNodeSetOptions\(\)](#) when using the key “cvid.interpolate_stop_time”.

Added in version 6.6.0.

int **CNodeClearStopTime**(void *cnode_mem)

Disables the stop time set with [CNodeSetStopTime\(\)](#).

Arguments:

- `cvode_mem` – pointer to the CVODES memory block.

Return value:

- `CV_SUCCESS` if successful
- `CV_MEM_NULL` if the CVODES memory is NULL

Notes:

The stop time can be re-enabled though a new call to `CVodeSetStopTime()`.

This routine will be called by `CVodeSetOptions()` when using the key “`cvid.clear_stop_time`”.

Added in version 6.5.1.

int **CVodeSetMaxErrTestFails**(void *cvode_mem, int maxnef)

The function `CVodeSetMaxErrTestFails` specifies the maximum number of error test failures permitted in attempting one step.

Arguments:

- `cvode_mem` – pointer to the CVODES memory block.
- `maxnef` – maximum number of error test failures allowed on one step (> 0).

Return value:

- `CV_SUCCESS` – The optional value has been successfully set.
- `CV_MEM_NULL` – The CVODES memory block was not initialized through a previous call to `CVodeCreate()`.

Notes:

The default value is 7.

This routine will be called by `CVodeSetOptions()` when using the key “`cvid.max_err_test_fails`”.

int **CVodeSetConstraints**(void *cvode_mem, *N_Vector* constraints)

The function `CVodeSetConstraints` specifies a vector defining inequality constraints for each component of the solution vector `y`.

Arguments:

- `cvode_mem` – pointer to the CVODES memory block.
- `constraints` – vector of constraint flags. If `constraints[i]` is
 - 0.0 then no constraint is imposed on y_i .
 - 1.0 then y_i will be constrained to be $y_i \geq 0.0$.
 - -1.0 then y_i will be constrained to be $y_i \leq 0.0$.
 - 2.0 then y_i will be constrained to be $y_i > 0.0$.
 - -2.0 then y_i will be constrained to be $y_i < 0.0$.

Return value:

- `CV_SUCCESS` – The optional value has been successfully set.
- `CV_MEM_NULL` – The CVODES memory block was not initialized through a previous call to `CVodeCreate()`.
- `CV_ILL_INPUT` – The constraints vector contains illegal values or the simultaneous corrector option has been selected when doing forward sensitivity analysis.

Notes:

The presence of a non-NULL constraints vector that is not 0.0 in all components will cause constraint checking to be performed. However, a call with 0.0 in all components of `constraints` will result in an illegal input return. A NULL constraints vector will disable constraint checking.

Constraint checking when doing forward sensitivity analysis with the simultaneous corrector option is currently disallowed and will result in an illegal input return.

int **CVodeSetMaxNumConstraintFails**(void *cvmem, int max_fails)

Sets the maximum number of inequality constraint failures allowed in a step attempt (default 10).

Use the key “cvid.max_num_constraint_fails” to set this option with `CVodeSetOptions()`.

Arguments:

- `cvmem` – pointer to the CVODES memory block.
- `max_fail` – the maximum number of failures. Passing a value ≤ 0 will restore the default value.

Return value:

- `CV_SUCCESS` – The optional value has been successfully set.
- `CV_MEM_NULL` – The CVODES memory block was not initialized through a previous call to `CVodeCreate()`

Added in version 7.6.0.

Linear solver interface optional input functions

Table 5.2: Optional inputs for the CVLS linear solver interface

Optional input	Function name	Default
Max allowed γ change without a linear solver setup	<code>CVodeSetDeltaGammaMaxLSetup()</code>	0.3
Max allowed γ change to update the Jacobian / preconditioner after a NLS failure	<code>CVodeSetDeltaGammaMaxBadJac()</code>	0.2
Linear solver setup frequency	<code>CVodeSetLSetupFrequency()</code>	20
Jacobian / preconditioner update frequency	<code>CVodeSetJacEvalFrequency()</code>	51
Jacobian function	<code>CVodeSetJacFn()</code>	DQ
Linear System function	<code>CVodeSetLinSysFn()</code>	internal
Enable or disable linear solution scaling	<code>CVodeSetLinearSolutionScaling()</code>	on
Jacobian-times-vector functions	<code>CVodeSetJacTimes()</code>	NULL, DQ
Jacobian-times-vector DQ RHS function	<code>CVodeSetJacTimesRhsFn()</code>	NULL
Preconditioner functions	<code>CVodeSetPreconditioner()</code>	NULL, NULL
Ratio between linear and nonlinear tolerances	<code>CVodeSetEpsLin()</code>	0.05
Newton linear solve tolerance conversion factor	<code>CVodeSetLSNormFactor()</code>	vector length

The mathematical explanation of the linear solver methods available to CVODES is provided in §2.1. We group the user-callable routines into four categories: general routines concerning the overall CVLS linear solver interface, optional inputs for matrix-based linear solvers, optional inputs for matrix-free linear solvers, and optional inputs for iterative

linear solvers. We note that the matrix-based and matrix-free groups are mutually exclusive, whereas the “iterative” tag can apply to either case.

As discussed in §2.1, CVODES strives to reuse matrix and preconditioner data for as many solves as possible to amortize the high costs of matrix construction and factorization. To that end, CVODES provides user-callable routines to modify this behavior. Recall that the Newton system matrices are $M(t, y) = I - \gamma J(t, y)$, where the right-hand side function has Jacobian matrix $J(t, y) = \frac{\partial f(t, y)}{\partial y}$.

The matrix or preconditioner for M can only be updated within a call to the linear solver ‘setup’ routine. In general, the frequency with which this setup routine is called may be controlled with the `msbp` argument to `CVodeSetLSetupFrequency()`. When this occurs, the validity of M for successive time steps intimately depends on whether the corresponding γ and J inputs remain valid.

At each call to the linear solver setup routine the decision to update M with a new value of γ , and to reuse or reevaluate Jacobian information, depends on several factors including:

- the success or failure of previous solve attempts,
- the success or failure of the previous time step attempts,
- the change in γ from the value used when constructing M , and
- the number of steps since Jacobian information was last evaluated.

Jacobian information is considered out-of-date when `msbj` or more steps have been completed since the last update, in which case it will be recomputed during the next linear solver setup call. The value of `msbj` is controlled with the `msbj` argument to `CVodeSetJacEvalFrequency()`.

For linear-solvers with user-supplied preconditioning the above factors are used to determine whether to recommend updating the Jacobian information in the preconditioner (i.e., whether to set `jok` to `SUNFALSE` in calling the user-supplied preconditioner setup function (see §5.1.4.11). For matrix-based linear solvers these factors determine whether the matrix $J(t, y) = \frac{\partial f(t, y)}{\partial y}$ should be updated (either with an internal finite difference approximation or a call to the user-supplied Jacobian function (see §5.1.4.6); if not then the previous value is reused and the system matrix $M(t, y) \approx I - \gamma J(t, y)$ is recomputed using the current γ value.

int **CVodeSetDeltaGammaMaxLSetup**(void *cvmem, *sunrealtype* dgmax_lsetup)

The function `CVodeSetDeltaGammaMaxLSetup` specifies the maximum allowed γ change that does not require a linear solver setup call. If `|gamma_current / gamma_previous - 1| > dgmax_lsetup`, the linear solver setup function is called.

If `dgmax_lsetup` is < 0 , the default value (0.3) will be used.

Arguments:

- `cvmem` – pointer to the CVODES memory block.
- `dgmax_lsetup` – the γ change threshold.

Return value:

- `CV_SUCCESS` – The optional value has been successfully set.
- `CV_MEM_NULL` – The CVODES memory block was not initialized through a previous call to `CVodeCreate()`.

Notes:

This routine will be called by `CVodeSetOptions()` when using the key “`cvid.delta_gamma_max_lsetup`”.

Added in version 6.2.0.

int **CVodeSetDeltaGammaMaxBadJac**(void *ccode_mem, *sunrealtype* dgmax_jbad)

The function **CVodeSetDeltaGammaMaxBadJac** specifies the maximum allowed γ change after a NLS failure that requires updating the Jacobian / preconditioner. If `gamma_current < dgmax_jbad`, the Jacobian evaluation and/or preconditioner setup functions will be called.

Positive values of `dgmax_jbad` specify the threshold, all other values will result in using the default value (0.2).

Arguments:

- `ccode_mem` – pointer to the CVODE memory block.
- `dgmax_jbad` – the γ change threshold.

Return value:

- `CV_SUCCESS` – The optional value has been successfully set.
- `CV_MEM_NULL` – The CVODE memory block was not initialized through a previous call to **CVodeCreate**().

Notes:

This routine will be called by **CVodeSetOptions**() when using the key “`cvid.delta_gamma_max_bad_jac`”.

Added in version 6.2.0.

int **CVodeSetLSetupFrequency**(void *ccode_mem, long int msbp)

The function **CVodeSetLSetupFrequency** specifies the frequency of calls to the linear solver setup function.

Arguments:

- `ccode_mem` – pointer to the CVODES memory block.
- `msbp` – the linear solver setup frequency.

Return value:

- `CV_SUCCESS` – The optional value has been successfully set.
- `CV_MEM_NULL` – The CVODES memory block was not initialized through a previous call to **CVodeCreate**().
- `CV_ILL_INPUT` – The frequency `msbp` is negative.

Notes:

Positive values of `msbp` specify the linear solver setup frequency. For example, an input of 1 means the setup function will be called every time step while an input of 2 means it will be called every other time step. If `msbp = 0`, the default value of 20 will be used. Otherwise an error is returned.

This routine will be called by **CVodeSetOptions**() when using the key “`cvid.lsetup_frequency`”.

int **CVodeSetJacEvalFrequency**(void *ccode_mem, long int msbj)

The function **CVodeSetJacEvalFrequency** Specifies the number of steps after which the Jacobian information is considered out-of-date, *msbj* from §2.1.1.

Arguments:

- `ccode_mem` – pointer to the CVODES memory block.
- `msbj` – the Jacobian re-computation or preconditioner update frequency.

Return value:

- `CVLS_SUCCESS` – The optional value has been successfully set.
- `CVLS_MEM_NULL` – The `ccode_mem` pointer is NULL.

- CVLS_LMEM_NULL – The CVLS linear solver interface has not been initialized.
- CVLS_ILL_INPUT – The frequency `msbj` is negative.

Notes:

If `nstlj` is the step number at which the Jacobian information was last updated and `nst` is the current step number, `nst - nstlj >= msbj` indicates that the Jacobian information will be updated during the next linear solver setup call.

As the Jacobian update frequency is only checked *within* calls to the linear solver setup routine, Jacobian information may be more than `msbj` steps old when updated depending on when a linear solver setup call occurs. See §2.1.1 for more information on when linear solver setups are performed.

If `msbj = 0`, the default value of 51 will be used. Otherwise an error is returned.

This function must be called after the CVLS linear solver interface has been initialized through a call to [CCodeSetLinearSolver\(\)](#).

This routine will be called by [CCodeSetOptions\(\)](#) when using the key “`cvid,jac_eval_frequency`”.

When using matrix-based linear solver modules, the CVLS solver interface needs a function to compute an approximation to the Jacobian matrix $J(t, y)$ or the linear system $M = I - \gamma J$. The function to evaluate $J(t, y)$ must be of type [CVLSJacFn](#). The user can supply a Jacobian function, or if using a [SUNMATRIX_DENSE](#) or [SUNMATRIX_BAND](#) matrix J , can use the default internal difference quotient approximation that comes with the CVLS solver. To specify a user-supplied Jacobian function `jac`, CVLS provides the function [CCodeSetJacFn\(\)](#). The CVLS interface passes the pointer `user_data` to the Jacobian function. This allows the user to create an arbitrary structure with relevant problem data and access it during the execution of the user-supplied Jacobian function, without using global data in the program. The pointer `user_data` may be specified through [CCodeSetUserData\(\)](#).

int [CCodeSetJacFn](#)(void *cvmem, [CVLSJacFn](#) jac)

The function [CCodeSetJacFn](#) specifies the Jacobian approximation function to be used for a matrix-based solver within the CVLS interface.

Arguments:

- `cvmem` – pointer to the CVODES memory block.
- `jac` – user-defined Jacobian approximation function.

Return value:

- CVLS_SUCCESS – The optional value has been successfully set.
- CVLS_MEM_NULL – The `cvmem` pointer is NULL.
- CVLS_LMEM_NULL – The CVLS linear solver interface has not been initialized.

Notes:

This function must be called after the CVLS linear solver interface has been initialized through a call to [CCodeSetLinearSolver\(\)](#).

By default, CVLS uses an internal difference quotient function for the [SUNMATRIX_DENSE](#) and [SUNMATRIX_BAND](#) modules. If NULL is passed to `jac`, this default function is used. An error will occur if no `jac` is supplied when using other matrix types.

The function type [CVLSJacFn](#) is described in §5.1.4.6.

Added in version 4.0.0: Replaces the deprecated function `CVDlsSetJacFn`.

To specify a user-supplied linear system function `linsys`, CVLS provides the function [CCodeSetLinSysFn\(\)](#). The CVLS interface passes the pointer `user_data` to the linear system function. This allows the user to create an arbitrary structure with relevant problem data and access it during the execution of the user-supplied linear system function, without using global data in the program. The pointer `user_data` may be specified through [CCodeSetUserData\(\)](#).

int **CVodeSetLinSysFn**(void *ccode_mem, *CVLSLinSysFn* linsys)

The function **CVodeSetLinSysFn** specifies the linear system approximation function to be used for a matrix-based solver within the CVLS interface.

Arguments:

- *ccode_mem* – pointer to the CVODES memory block.
- *linsys* – user-defined linear system approximation function.

Return value:

- CVLS_SUCCESS – The optional value has been successfully set.
- CVLS_MEM_NULL – The *ccode_mem* pointer is NULL.
- CVLS_LMEM_NULL – The CVLS linear solver interface has not been initialized.

Notes:

This function must be called after the CVLS linear solver interface has been initialized through a call to **CVodeSetLinearSolver()**.

By default, CVLS uses an internal linear system function leveraging the **SUNMatrix** API to form the system $M = I - \gamma J$ using either an internal finite difference approximation or user-supplied function to compute the Jacobian. If *linsys* is NULL, this default function is used.

The function type *CVLSLinSysFn* is described in §5.1.4.6.

When using a matrix-based linear solver the matrix information will be updated infrequently to reduce matrix construction and, with direct solvers, factorization costs. As a result the value of γ may not be current and, with BDF methods, a scaling factor is applied to the solution of the linear system to account for the lagged value of γ . See §8.2.1 for more details. The function **CVodeSetLinearSolutionScaling()** can be used to disable this scaling when necessary, e.g., when providing a custom linear solver that updates the matrix using the current γ as part of the solve.

int **CVodeSetLinearSolutionScaling**(void *ccode_mem, *sunbooleantype* onoff)

The function **CVodeSetLinearSolutionScaling()** enables or disables scaling the linear system solution to account for a change in γ in the linear system. For more details see §8.2.1.

Arguments:

- *ccode_mem* – pointer to the CVODES memory block.
- *onoff* – flag to enable (SUNTRUE) or disable (SUNFALSE) scaling.

Return value:

- CVLS_SUCCESS – The flag value has been successfully set.
- CVLS_MEM_NULL – The *ccode_mem* pointer is NULL.
- CVLS_LMEM_NULL – The CVLS linear solver interface has not been initialized.
- CVLS_ILL_INPUT – The attached linear solver is not matrix-based or the linear multistep method type is not BDF.

Notes:

This function must be called after the CVLS linear solver interface has been initialized through a call to **CVodeSetLinearSolver**.

By default scaling is enabled with matrix-based linear solvers when using BDF methods.

This routine will be called by **CVodeSetOptions()** when using the key “cvid.linear_solution_scaling”.

When using matrix-free linear solver modules, the CVLS solver interface requires a function to compute an approximation to the product between the Jacobian matrix $J(t, y)$ and a vector v . The user can supply a Jacobian-times-vector approximation function or use the default internal difference quotient function that comes with the CVLS interface.

A user-defined Jacobian-vector product function must be of type *CVLSJacTimesVecFn* and can be specified through a call to *CVodeSetJacTimes()* (see §5.1.4.8 for specification details). The evaluation and processing of any Jacobian-related data needed by the user's Jacobian-times-vector function may be done in the optional user-supplied function *jtsetup* (see §5.1.4.9 for specification details). The pointer *user_data* received through *CVodeSetUserData()* (or a pointer to NULL if *user_data* was not specified) is passed to the Jacobian-times-vector setup and product functions, *jtsetup* and *jt看imes*, each time they are called. This allows the user to create an arbitrary structure with relevant problem data and access it during the execution of the user-supplied functions without using global data in the program.

int **CVodeSetJacTimes**(void *ccode_mem, *CVLSJacTimesSetupFn* jtsetup, *CVLSJacTimesVecFn* jtimes)

The function *CVodeSetJacTimes* specifies the Jacobian-vector setup and product functions.

Arguments:

- *ccode_mem* – pointer to the CVODES memory block.
- *jtsetup* – user-defined Jacobian-vector setup function of type *CVLSJacTimesSetupFn*.
- *jtimes* – user-defined Jacobian-vector product function of type *CVLSJacTimesVecFn*.

Return value:

- CVLS_SUCCESS – The optional value has been successfully set.
- CVLS_MEM_NULL – The *ccode_mem* pointer is NULL.
- CVLS_LMEM_NULL – The CVLS linear solver has not been initialized.
- CVLS_SUNLS_FAIL – An error occurred when setting up the system matrix-times-vector routines in the *SUNLinearSolver* object used by the CVLS interface.

Notes:

The default is to use an internal finite difference quotient for *jtimes* and to omit *jtsetup*. If NULL is passed to *jtimes*, these defaults are used. A user may specify non-NULL *jtimes* and NULL *jtsetup* inputs.

This function must be called after the CVLS linear solver interface has been initialized through a call to *CVodeSetLinearSolver()*.

Added in version 4.0.0: Replaces the deprecated function *CVSpilsSetJacTimes*.

When using the internal difference quotient the user may optionally supply an alternative right-hand side function for use in the Jacobian-vector product approximation by calling *CVodeSetJacTimesRhsFn()*. The alternative right-hand side function should compute a suitable (and differentiable) approximation to the right-hand side function provided to *CVodeInit()*. For example, as done in [28], the alternative function may use lagged values when evaluating a nonlinearity in the right-hand side to avoid differencing a potentially non-differentiable factor.

int **CVodeSetJacTimesRhsFn**(void *ccode_mem, *CVRhsFn* jtimesRhsFn)

The function *CVodeSetJacTimesRhsFn* specifies an alternative ODE right-hand side function for use in the internal Jacobian-vector product difference quotient approximation.

Arguments:

- *ccode_mem* – pointer to the CVODES memory block.
- *jtimesRhsFn* – is the C function which computes the alternative ODE right-hand side function to use in Jacobian-vector product difference quotient approximations. This function has the form $f(t, y, ydot, user_data)$ (for full details see §5.1.4.1).

Return value:

- CVLS_SUCCESS – The optional value has been successfully set.
- CVLS_MEM_NULL – The `cvode_mem` pointer is NULL.
- CVLS_LMEM_NULL – The CVLS linear solver has not been initialized.
- CVLS_ILL_INPUT – The internal difference quotient approximation is disabled.

Notes:

The default is to use the right-hand side function provided to `CVodeInit()` in the internal difference quotient. If the input right-hand side function is NULL, the default is used.

This function must be called after the CVLS linear solver interface has been initialized through a call to `CVodeSetLinearSolver()`.

When using an iterative linear solver, the user may supply a preconditioning operator to aid in solution of the system. This operator consists of two user-supplied functions, `psetup` and `psolve`, that are supplied to CVODES using the function `CVodeSetPreconditioner()`. The `psetup` function supplied to this routine should handle evaluation and preprocessing of any Jacobian data needed by the user's preconditioner solve function, `psolve`. The user data pointer received through `CVodeSetUserData()` (or a pointer to NULL if user data was not specified) is passed to the `psetup` and `psolve` functions. This allows the user to create an arbitrary structure with relevant problem data and access it during the execution of the user-supplied preconditioner functions without using global data in the program.

Also, as described in §2.1, the CVLS interface requires that iterative linear solvers stop when the norm of the preconditioned residual satisfies

$$\|r\| \leq \frac{\epsilon_L \epsilon}{10}$$

where ϵ is the nonlinear solver tolerance, and the default $\epsilon_L = 0.05$; this value may be modified by the user through the `CVodeSetEpsLin()` function.

int **CVodeSetPreconditioner**(void *cvode_mem, *CVLSPrecSetupFn* psetup, *CVLSPrecSolveFn* psolve)

The function `CVodeSetPreconditioner` specifies the preconditioner setup and solve functions.

Arguments:

- `cvode_mem` – pointer to the CVODES memory block.
- `psetup` – user-defined preconditioner setup function. Pass NULL if no setup is necessary.
- `psolve` – user-defined preconditioner solve function.

Return value:

- CVLS_SUCCESS – The optional values have been successfully set.
- CVLS_MEM_NULL – The `cvode_mem` pointer is NULL.
- CVLS_LMEM_NULL – The CVLS linear solver has not been initialized.
- CVLS_SUNLS_FAIL – An error occurred when setting up preconditioning in the `SUNLinearSolver` object used by the CVLS interface.

Notes:

The default is NULL for both arguments (i.e., no preconditioning).

This function must be called after the CVLS linear solver interface has been initialized through a call to `CVodeSetLinearSolver()`.

The function type *CVLSPrecSolveFn* is described in §5.1.4.10.

The function type *CVLSPrecSetupFn* is described in §5.1.4.11.

Added in version 4.0.0: Replaces the deprecated function `CVSpilsSetPreconditioner`.

int **CVodeSetEpsLin**(void *cvide_mem, *sunrealtype* eplifac)

The function **CVodeSetEpsLin** specifies the factor by which the Krylov linear solver's convergence test constant is reduced from the nonlinear solver test constant.

Arguments:

- **cvide_mem** – pointer to the CVODES memory block.
- **eplifac** – linear convergence safety factor (≥ 0).

Return value:

- **CVLS_SUCCESS** – The optional value has been successfully set.
- **CVLS_MEM_NULL** – The **cvide_mem** pointer is NULL.
- **CVLS_LMEM_NULL** – The CVLS linear solver has not been initialized.
- **CVLS_ILL_INPUT** – The factor **eplifac** is negative.

Notes:

The default value is 0.05.

This function must be called after the CVLS linear solver interface has been initialized through a call to ***CVodeSetLinearSolver()***.

If **eplifac** = 0.0 is passed, the default value is used.

This routine will be called by ***CVodeSetOptions()*** when using the key “cvid.eps_lin”.

Added in version 4.0.0: Replaces the deprecated function **CVSpilsSetEpsLin**.

int **CVodeSetLSNormFactor**(void *cvide_mem, *sunrealtype* nrmfac)

The function **CVodeSetLSNormFactor** specifies the factor to use when converting from the integrator tolerance (WRMS norm) to the linear solver tolerance (L2 norm) for Newton linear system solves e.g., **tol_L2 = fac * tol_WRMS**.

Arguments:

- **cvide_mem** – pointer to the CVODES memory block.
- **nrmfac** – the norm conversion factor. If **nrmfac** is:
 - > 0 then the provided value is used.
 - $= 0$ then the conversion factor is computed using the vector length, i.e., **nrmfac** = **N_VGetLength(y)** (*default*).
 - < 0 then the conversion factor is computed using the vector dot product, i.e., **nrmfac** = **N_VDotProd(v, v)** where all the entries of **v** are one.

Return value:

- **CV_SUCCESS** – The optional value has been successfully set.
- **CV_MEM_NULL** – The CVODES memory block was not initialized through a previous call to ***CVodeCreate()***.

Notes:

This function must be called after the CVLS linear solver interface has been initialized through a call to ***CVodeSetLinearSolver()***.

Prior to the introduction of **N_VGetLength** in SUNDIALS v5.0.0 (CVODES v5.0.0) the value of **nrmfac** was computed using the vector dot product i.e., the **nrmfac** < 0 case.

This routine will be called by ***CVodeSetOptions()*** when using the key “cvid.ls_norm_factor”.

Nonlinear solver interface optional input functions

Table 5.3: Optional inputs for the CVNLS nonlinear solver interface

Optional input	Function name	Default
Maximum no. of nonlinear iterations	CNodeSetMaxNonlinIters()	3
Maximum no. of convergence failures	CNodeSetMaxConvFails()	10
Coefficient in the nonlinear convergence test	CNodeSetNonlinConvCoef()	0.1
ODE RHS function for nonlinear system evaluations	CNodeSetNlsRhsFn()	NULL

The following functions can be called to set optional inputs controlling the nonlinear solver.

int **CNodeSetMaxNonlinIters**(void *cnode_mem, int maxcor)

The function [CNodeSetMaxNonlinIters](#) specifies the maximum number of nonlinear solver iterations permitted per step.

Arguments:

- `cnode_mem` – pointer to the CVODES memory block.
- `maxcor` – maximum number of nonlinear solver iterations allowed per step (> 0).

Return value:

- `CV_SUCCESS` – The optional value has been successfully set.
- `CV_MEM_NULL` – The CVODES memory block was not initialized through a previous call to [CNodeCreate\(\)](#).
- `CV_MEM_FAIL` – The `SUNNonlinearSolver` module is NULL.

Notes:

The default value is 3.

This routine will be called by [CNodeSetOptions\(\)](#) when using the key “`cvid.max_nonlin_iters`”.

int **CNodeSetMaxConvFails**(void *cnode_mem, int maxncf)

The function [CNodeSetMaxConvFails](#) specifies the maximum number of nonlinear solver convergence failures permitted during one step.

Arguments:

- `cnode_mem` – pointer to the CVODES memory block.
- `maxncf` – maximum number of allowable nonlinear solver convergence failures per step (> 0).

Return value:

- `CV_SUCCESS` – The optional value has been successfully set.
- `CV_MEM_NULL` – The CVODES memory block was not initialized through a previous call to [CNodeCreate\(\)](#).

Notes:

The default value is 10.

This routine will be called by [CNodeSetOptions\(\)](#) when using the key “`cvid.max_conv_fails`”.

int **CNodeSetNonlinConvCoef**(void *cnode_mem, *sunrealtype* nlscoef)

The function [CNodeSetNonlinConvCoef](#) specifies the safety factor used in the nonlinear convergence test (see §2.1).

Arguments:

- `cvode_mem` – pointer to the CVODES memory block.
- `nlscoef` – coefficient in nonlinear convergence test (> 0).

Return value:

- `CV_SUCCESS` – The optional value has been successfully set.
- `CV_MEM_NULL` – The CVODES memory block was not initialized through a previous call to [CVodeCreate\(\)](#).

Notes:

The default value is 0.1.

This routine will be called by [CVodeSetOptions\(\)](#) when using the key “`cvid.nonlin_conv_coef`”.

int **CVodeSetNlsRhsFn**(void *cvode_mem, [CVRhsFn](#) f)

The function `CVodeSetNlsRhsFn` specifies an alternative right-hand side function for use in nonlinear system function evaluations.

Arguments:

- `cvode_mem` – pointer to the CVODES memory block.
- `f` – is the alternative C function which computes the right-hand side function f in the ODE (for full details see [CVRhsFn](#)).

Return value:

- `CV_SUCCESS` – The optional value has been successfully set.
- `CV_MEM_NULL` – The CVODES memory block was not initialized through a previous call to [CVodeCreate\(\)](#).

Notes:

The default is to use the implicit right-hand side function provided to [CVodeInit\(\)](#) in nonlinear system function evaluations. If the input right-hand side function is `NULL`, the default is used.

When using a non-default nonlinear solver, this function must be called after [CVodeSetNonlinearSolver\(\)](#).

Time step adaptivity optional input functions

Table 5.4: Optional inputs for CVODES time step adaptivity

Optional input	Function name	De- fault
Fixed step size factor bounds η_{\min_fx} and η_{\max_fx}	<i>CVodeSetEtaFixedStep- Bounds()</i>	0 and 1.5
Largest allowed step size change factor in the first step η_{\max_fs}	<i>CVodeSetEtaMaxFirstStep()</i>	10^4
Largest allowed step size change factor for early steps η_{\max_es}	<i>CVodeSetEtaMaxEarlyStep()</i>	10
Number of time steps to use the early step size change factor	<i>CVodeSetNumStepsEtaMax- EarlyStep()</i>	10
Largest allowed step size change factor after a successful step η_{\max_gs}	<i>CVodeSetEtaMax()</i>	10
Smallest allowed step size change factor after a successful step η_{\min}	<i>CVodeSetEtaMin()</i>	1.0
Smallest allowed step size change factor after an error test fail η_{\min_ef}	<i>CVodeSetEtaMinErrFail()</i>	0.1
Largest allowed step size change factor after multiple error test fails η_{\max_ef}	<i>CVodeSetEtaMaxErrFail()</i>	0.2
Number of error failures necessary for η_{\max_ef}	<i>CVodeSetNumFailsEtaMaxEr- rFail()</i>	2
Step size change factor after a nonlinear solver convergence failure η_{cf}	<i>CVodeSetEtaConvFail()</i>	0.25

The following functions can be called to set optional inputs to control the step size adaptivity.

Note

The default values for the step size adaptivity tuning parameters have a long history of success and changing the values is generally discouraged. However, users that wish to experiment with alternative values should be careful to make changes gradually and with testing to determine their effectiveness.

int **CVodeSetEtaFixedStepBounds**(void *ccode_mem, *sunrealtype* eta_min_fx, *sunrealtype* eta_max_fx)

The function CVodeSetEtaFixedStepBounds specifies the interval lower (η_{\min_fx}) and upper (η_{\max_fx}) bounds in which the step size will remain unchanged i.e., if $\eta_{\min_fx} < \eta < \eta_{\max_fx}$, then $\eta = 1$.

The default values are $\eta_{\min_fx} = 0$ and $\eta_{\max_fx} = 1.5$

Arguments:

- ccode_mem – pointer to the CVODES memory block.
- eta_min_fx – value of the lower bound of the fixed step interval. If eta_min_fx is < 0 or > 1 , the default value is used.
- eta_max_fx – value of the upper bound of the fixed step interval. If eta_max_fx is < 1 , the default value is used.

Return value:

- CV_SUCCESS – The optional value has been successfully set.
- CV_MEM_NULL – The CVODES memory block was not initialized through a previous call to *CVodeCreate()*.

Notes:

This routine will be called by `CVodeSetOptions()` when using the key “cvid.eta_fixed_step_bounds”.

Added in version 6.2.0.

Changed in version 7.4.0: Updated the allowable values for `eta_min_fx` in include 1.

int **CVodeSetEtaMaxFirstStep**(void *ccode_mem, *sunrealtype* eta_max_fs)

The function `CVodeSetEtaMaxFirstStep` specifies the maximum step size factor after the first time step, η_{\max_fs} .

The default value is $\eta_{\max_fs} = 10^4$.

Arguments:

- `ccode_mem` – pointer to the CVODES memory block.
- `eta_max_fs` – value of the maximum step size factor after the first time step. If `eta_max_fs` is ≤ 1 , the default value is used.

Return value:

- `CV_SUCCESS` – The optional value has been successfully set.
- `CV_MEM_NULL` – The CVODES memory block was not initialized through a previous call to `CVodeCreate()`.

Notes:

This routine will be called by `CVodeSetOptions()` when using the key “cvid.eta_max_first_step”.

Added in version 6.2.0.

int **CVodeSetEtaMaxEarlyStep**(void *ccode_mem, *sunrealtype* eta_max_es)

The function `CVodeSetEtaMaxEarlyStep` specifies the maximum step size factor for steps early in the integration, η_{\max_es} .

The default value is $\eta_{\max_es} = 10$.

Arguments:

- `ccode_mem` – pointer to the CVODES memory block.
- `eta_max_es` – value of the maximum step size factor for early in the integration. If `eta_max_es` is ≤ 1 , the default value is used.

Return value:

- `CV_SUCCESS` – The optional value has been successfully set.
- `CV_MEM_NULL` – The CVODES memory block was not initialized through a previous call to `CVodeCreate()`.

Note

The factor for the first time step is set by `CVodeSetEtaMaxFirstStep()`.

The number of time steps that use the early integration maximum step size factor η_{\max_es} can be set with `CVodeSetNumStepsEtaMaxEarlyStep()`.

This routine will be called by `CVodeSetOptions()` when using the key “cvid.eta_max_early_step”.

Added in version 6.2.0.

int **CVodeSetNumStepsEtaMaxEarlyStep**(void *cnode_mem, long int small_nst)

The function `CVodeSetNumStepsEtaMaxEarlyStep` specifies the number of steps to use the early integration maximum step size factor, η_{\max_es} .

The default value is 10.

Arguments:

- `cnode_mem` – pointer to the CVODES memory block.
- `small_nst` – value of the maximum step size factor for early in the integration. If `small_nst` is < 0 , the default value is used. If the `small_nst` is 0, then the value set by `CVodeSetEtaMax()` is used.

Return value:

- `CV_SUCCESS` – The optional value has been successfully set.
- `CV_MEM_NULL` – The CVODES memory block was not initialized through a previous call to `CVodeCreate()`.

Note

The factor η_{\max_es} can be set with `CVodeSetEtaMaxEarlyStep()`.

This routine will be called by `CVodeSetOptions()` when using the key “cvid.num_steps_eta_max_early_step”.

Added in version 6.2.0.

int **CVodeSetEtaMax**(void *cnode_mem, *sunrealtype* eta_max_gs)

The function `CVodeSetEtaMax` specifies the maximum step size factor, η_{\max_gs} .

The default value is $\eta_{\max_gs} = 10$.

Arguments:

- `cnode_mem` – pointer to the CVODES memory block.
- `eta_max_gs` – value of the maximum step size factor. If `eta_max_gs` is ≤ 1 , the default value is used.

Return value:

- `CV_SUCCESS` – The optional value has been successfully set.
- `CV_MEM_NULL` – The CVODES memory block was not initialized through a previous call to `CVodeCreate()`.

Note

The factor for the first time step is set by `CVodeSetEtaMaxFirstStep()`.

The factor for steps early in the integration is set by `CVodeSetEtaMaxEarlyStep()`.

This routine will be called by `CVodeSetOptions()` when using the key “cvid.eta_max”.

Added in version 6.2.0.

int **CVodeSetEtaMin**(void *cvoid_mem, *sunrealtype* eta_min)

The function **CVodeSetEtaMin** specifies the minimum step size factor, η_{\min} .

The default value is $\eta_{\min} = 1.0$.

Arguments:

- **cvoid_mem** – pointer to the CVODES memory block.
- **eta_min** – value of the minimum step size factor. If **eta_min** is ≤ 0 or ≥ 1 , the default value is used.

Return value:

- **CV_SUCCESS** – The optional value has been successfully set.
- **CV_MEM_NULL** – The CVODES memory block was not initialized through a previous call to ***CVodeCreate()***.

Notes:

This routine will be called by ***CVodeSetOptions()*** when using the key “cvid.eta_min”.

Added in version 6.2.0.

int **CVodeSetEtaMinErrFail**(void *cvoid_mem, *sunrealtype* eta_min_ef)

The function **CVodeSetEtaMinErrFail** specifies the minimum step size factor after an error test failure, η_{\min_ef} .

The default value is $\eta_{\min_ef} = 0.1$.

Arguments:

- **cvoid_mem** – pointer to the CVODES memory block.
- **eta_min_ef** – value of the minimum step size factor after an error test failure. If **eta_min_ef** is ≤ 0 or ≥ 1 , the default value is used.

Return value:

- **CV_SUCCESS** – The optional value has been successfully set.
- **CV_MEM_NULL** – The CVODES memory block was not initialized through a previous call to ***CVodeCreate()***.

Notes:

This routine will be called by ***CVodeSetOptions()*** when using the key “cvid.eta_min_err_fail”.

Added in version 6.2.0.

int **CVodeSetEtaMaxErrFail**(void *cvoid_mem, *sunrealtype* eta_max_ef)

The function **CVodeSetEtaMaxErrFail** specifies the maximum step size factor after multiple error test failures, η_{\max_ef} .

The default value is $\eta_{\max_ef} = 0.2$.

Arguments:

- **cvoid_mem** – pointer to the CVODES memory block.
- **eta_max_ef** – value of the maximum step size factor after an multiple error test failures. If **eta_min_ef** is ≤ 0 or ≥ 1 , the default value is used.

Return value:

- **CV_SUCCESS** – The optional value has been successfully set.
- **CV_MEM_NULL** – The CVODES memory block was not initialized through a previous call to ***CVodeCreate()***.

Note

The number of error test failures necessary to enforce the maximum step size factor η_{\min_ef} can be set with [CNodeSetNumFailsEtaMaxErrFail\(\)](#).

This routine will be called by [CNodeSetOptions\(\)](#) when using the key “cvid.eta_max_err_fail”.

Added in version 6.2.0.

int **CNodeSetNumFailsEtaMaxErrFail**(void *cnode_mem, int small_nef)

The function [CNodeSetNumFailsEtaMaxErrFail](#) specifies the number of error test failures necessary to enforce the maximum step size factor η_{\max_ef} .

The default value is 2.

Arguments:

- `cnode_mem` – pointer to the CVODES memory block.
- `small_nst` – value of the maximum step size factor for early in the integration. If `small_nst` is < 0 , the default value is used. If the `small_nst` is 0, then the value set by [CNodeSetEtaMax\(\)](#) is used.

Return value:

- `CV_SUCCESS` – The optional value has been successfully set.
- `CV_MEM_NULL` – The CVODES memory block was not initialized through a previous call to [CNodeCreate\(\)](#).

Note

The factor η_{\max_ef} can be set with [CNodeSetEtaMaxErrFail\(\)](#).

This routine will be called by [CNodeSetOptions\(\)](#) when using the key “cvid.num_fails_eta_max_err_fail”.

Added in version 6.2.0.

int **CNodeSetEtaConvFail**(void *cnode_mem, *sunrealtype* eta_cf)

The function [CNodeSetEtaConvFail](#) specifies the step size factor after a nonlinear solver failure η_{cf} .

The default value is $\eta_{cf} = 0.25$.

Arguments:

- `cnode_mem` – pointer to the CVODES memory block.
- `eta_cf` – value of the maximum step size factor after a nonlinear solver failure. If `eta_cf` is ≤ 0 or ≥ 1 , the default value is used.

Return value:

- `CV_SUCCESS` – The optional value has been successfully set.
- `CV_MEM_NULL` – The CVODES memory block was not initialized through a previous call to [CNodeCreate\(\)](#).

Notes:

This routine will be called by [CNodeSetOptions\(\)](#) when using the key “cvid.eta_conv_fail”.

Added in version 6.2.0.

Rootfinding optional input functions

Table 5.5: Optional inputs for CVODES step size adaptivity

Optional input	Function name	Default
Direction of zero-crossing	CVodeSetRootDirection()	both
Disable rootfinding warnings	CVodeSetNoInactiveRootWarn()	none

The following functions can be called to set optional inputs to control the rootfinding algorithm.

int **CVodeSetRootDirection**(void *cnode_mem, int *rootdir)

The function `CVodeSetRootDirection` specifies the direction of zero-crossings to be located and returned.

Arguments:

- `cnode_mem` – pointer to the CVODES memory block.
- `rootdir` – state array of length `nrtfn`, the number of root functions g_i , as specified in the call to the function [CVodeRootInit\(\)](#). A value of 0 for `rootdir[i]` indicates that crossing in either direction for g_i should be reported. A value of +1 or -1 indicates that the solver should report only zero-crossings where g_i is increasing or decreasing, respectively.

Return value:

- `CV_SUCCESS` – The optional value has been successfully set.
- `CV_MEM_NULL` – The CVODES memory block was not initialized through a previous call to [CVodeCreate\(\)](#).
- `CV_ILL_INPUT` – rootfinding has not been activated through a call to [CVodeRootInit\(\)](#).

Notes:

The default behavior is to monitor for both zero-crossing directions.

int **CVodeSetNoInactiveRootWarn**(void *cnode_mem)

The function `CVodeSetNoInactiveRootWarn` disables issuing a warning if some root function appears to be identically zero at the beginning of the integration.

Arguments:

- `cnode_mem` – pointer to the CVODES memory block.

Return value:

- `CV_SUCCESS` – The optional value has been successfully set.
- `CV_MEM_NULL` – The CVODES memory block was not initialized through a previous call to [CVodeCreate\(\)](#).

Notes:

CVODES will not report the initial conditions as a possible zero-crossing (assuming that one or more components g_i are zero at the initial time). However, if it appears that some g_i is identically zero at the initial time (i.e., g_i is zero at the initial time and after the first step), CVODES will issue a warning which can be disabled with this optional input function.

This routine will be called by [CVodeSetOptions\(\)](#) when using the key “`cvid.no_inactive_root_warn`”.

Projection optional input functions

Table 5.6: Optional inputs for the CVODE projection interface

Optional input	Function name	Default
Enable or disable error estimate projection	<i>CVodeSetProjErrEst()</i>	SUNTRUE
Projection frequency	<i>CVodeSetProjFrequency()</i>	1
Maximum number of projection failures	<i>CVodeSetMaxNumProjFails()</i>	10
Projection solve tolerance	<i>CVodeSetEpsProj()</i>	0.1
Step size reduction factor after a failed projection	<i>CVodeSetProjFailEta()</i>	0.25

The following functions can be called to set optional inputs to control the projection when solving an IVP with constraints.

int **CVodeSetProjErrEst**(void *cvmem, *sunbooleantype* onoff)

The function [*CVodeSetProjErrEst*](#) enables or disables projection of the error estimate by the projection function.

Arguments:

- *cvmem* – is a pointer to the CVODES memory block.
- *onoff* – is a flag indicating if error projection should be enabled (SUNTRUE) or disabled (SUNFALSE).

Return value:

- CV_SUCCESS – The optional value has been successfully set.
- CV_MEM_NULL – The CVODES memory block was not initialized through a previous call to [*CVodeCreate\(\)*](#).
- CV_PROJ_MEM_NULL – The projection memory is NULL i.e., the projection functionality has not been enabled.

Notes:

This routine will be called by [*CVodeSetOptions\(\)*](#) when using the key “cvid.proj_err_est”.

Added in version 6.2.0.

int **CVodeSetProjFrequency**(void *cvmem, long int freq)

The function [*CVodeSetProjFrequency*](#) specifies the frequency with which the projection is performed.

Arguments:

- *cvmem* – is a pointer to the CVODES memory block.
- *freq* – is the frequency with which to perform the projection. The default is 1 (project every step), a value of 0 will disable projection, and a value < 0 will restore the default.

Return value:

- CV_SUCCESS – The optional value has been successfully set.
- CV_MEM_NULL – The CVODES memory block was not initialized through a previous call to [*CVodeCreate\(\)*](#).
- CV_PROJ_MEM_NULL – The projection memory is NULL i.e., the projection functionality has not been enabled.

Notes:

This routine will be called by [*CVodeSetOptions\(\)*](#) when using the key “cvid.proj_frequency”.

Added in version 6.2.0.

int **CVodeSetMaxNumProjFails**(void *cvide_mem, int max_fails)

The function CVodeSetMaxNumProjFails specifies the maximum number of projection failures in a step attempt before an unrecoverable error is returned.

Arguments:

- `cvide_mem` – is a pointer to the CVODES memory block.
- `max_fails` – is the maximum number of projection failures. The default is 10 and an input value < 1 will restore the default.

Return value:

- `CV_SUCCESS` – The optional value has been successfully set.
- `CV_MEM_NULL` – The CVODES memory block was not initialized through a previous call to [CVodeCreate\(\)](#).
- `CV_PROJ_MEM_NULL` – The projection memory is NULL i.e., the projection functionality has not been enabled.

Notes:

This routine will be called by [CVodeSetOptions\(\)](#) when using the key “`cvid.max_num_proj_fails`”.

Added in version 6.2.0.

int **CVodeSetEpsProj**(void *cvide_mem, *sunrealtype* eps)

The function CVodeSetEpsProj specifies the tolerance for the nonlinear constrained least squares problem solved by the projection function.

Arguments:

- `cvide_mem` – is a pointer to the CVODES memory block.
- `eps` – is the tolerance (default 0.1) for the the nonlinear constrained least squares problem solved by the projection function. A value ≤ 0 will restore the default.

Return value:

- `CV_SUCCESS` – The optional value has been successfully set.
- `CV_MEM_NULL` – The CVODES memory block was not initialized through a previous call to [CVodeCreate\(\)](#).
- `CV_PROJ_MEM_NULL` – The projection memory is NULL i.e., the projection functionality has not been enabled.

Notes:

This routine will be called by [CVodeSetOptions\(\)](#) when using the key “`cvid.eps_proj`”.

Added in version 6.2.0.

int **CVodeSetProjFailEta**(void *cvide_mem, *sunrealtype* eta)

The function CVodeSetProjFailEta specifies the time step reduction factor to apply on a projection function failure.

Arguments:

- `cvide_mem` – is a pointer to the CVODES memory block.
- `eps` – is the time step reduction factor to apply on a projection function failure (default 0.25). A value ≤ 0 or > 1 will restore the default.

Return value:

- CV_SUCCESS – The optional value has been successfully set.
- CV_MEM_NULL – The CVODES memory block was not initialized through a previous call to [CNodeCreate\(\)](#).
- CV_PROJ_MEM_NULL – The projection memory is NULL i.e., the projection functionality has not been enabled.

Notes:

This routine will be called by [CNodeSetOptions\(\)](#) when using the key “cvid.proj_fail_eta”.

Added in version 6.2.0.

5.1.3.11 Interpolated output function

An optional function [CNodeGetDky](#) is available to obtain additional output values. This function should only be called after a successful return from [CNode](#) as it provides interpolated values either of y or of its derivatives (up to the current order of the integration method) interpolated to any value of t in the last internal step taken by CVODES.

The call to the function has the following form:

```
int CNodeGetDky(void *cnode_mem, sunrealtype t, int k, N\_Vector dky)
```

The function [CNodeGetDky](#) computes the k -th derivative of the function y at time t , i.e. $\frac{d^k y}{dt^k}(t)$, where $t_n - h_u \leq t \leq t_n$, t_n denotes the current internal time reached, and h_u is the last internal step size successfully used by the solver. The user may request $k = 0, 1, \dots, q_u$, where q_u is the current order (optional output qlast).

Arguments:

- cnode_mem – pointer to the CVODES memory block.
- t – the value of the independent variable at which the derivative is to be evaluated.
- k – the derivative order requested.
- dky – vector containing the derivative. This vector must be allocated by the user.

Return value:

- CV_SUCCESS – [CNodeGetDky](#) succeeded.
- CV_BAD_K – k is not in the range $0, 1, \dots, q_u$.
- CV_BAD_T – t is not in the interval $[t_n - h_u, t_n]$.
- CV_BAD_DKY – The dky argument was NULL.
- CV_MEM_NULL – The CVODES memory block was not initialized through a previous call to [CNodeCreate\(\)](#).

Notes:

It is only legal to call the function [CNodeGetDky](#) after a successful return from [CNode\(\)](#). See [CNodeGetCurrentTime\(\)](#), [CNodeGetLastOrder\(\)](#), and [CNodeGetLastStep\(\)](#) in the next section for access to t_n , q_u , and h_u , respectively.

5.1.3.12 Optional output functions

CVODES provides an extensive set of functions that can be used to obtain solver performance information. [Table 5.7](#) lists all optional output functions in CVODES, which are then described in detail in the remainder of this section.

Some of the optional outputs, especially the various counters, can be very useful in determining how successful the CVODES solver is in doing its job. For example, the counters `nsteps` and `nfevals` provide a rough measure of the

overall cost of a given run, and can be compared among runs with differing input options to suggest which set of options is most efficient. The ratio `nniters/nsteps` measures the performance of the nonlinear solver in solving the nonlinear systems at each time step; typical values for this range from 1.1 to 1.8. The ratio `njevals/nniters` (in the case of a matrix-based linear solver), and the ratio `npevals/nniters` (in the case of an iterative linear solver) measure the overall degree of nonlinearity in these systems, and also the quality of the approximate Jacobian or preconditioner being used. Thus, for example, `njevals/nniters` can indicate if a user-supplied Jacobian is inaccurate, if this ratio is larger than for the case of the corresponding internal Jacobian. The ratio `nliters/nniters` measures the performance of the Krylov iterative linear solver, and thus (indirectly) the quality of the preconditioner.

Table 5.7: Optional outputs from CVODES, CVLS, and CVDIAG

Optional output	Function name
CVODES main solver	
Size of CVODES real and integer workspaces	<code>CVodeGetWorkSpace()</code>
Cumulative number of internal steps	<code>CVodeGetNumSteps()</code>
No. of calls to r.h.s. function	<code>CVodeGetNumRhsEvals()</code>
No. of calls to linear solver setup function	<code>CVodeGetNumLinSolvSetups()</code>
No. of local error test failures that have occurred	<code>CVodeGetNumErrTestFails()</code>
No. of failed steps due to a nonlinear solver failure	<code>CVodeGetNumStepSolveFails()</code>
No. of failed steps due to an inequality constraint failure	<code>CVodeGetNumConstraintFails()</code>
No. of steps modified to satisfy an inequality constraint	<code>CVodeGetNumConstraintCorrections()</code>
Order used during the last step	<code>CVodeGetLastOrder()</code>
Order to be attempted on the next step	<code>CVodeGetCurrentOrder()</code>
No. of order reductions due to stability limit detection	<code>CVodeGetNumStabLimOrderReds()</code>
Actual initial step size used	<code>CVodeGetActualInitStep()</code>
Step size used for the last step	<code>CVodeGetLastStep()</code>
Step size to be attempted on the next step	<code>CVodeGetCurrentStep()</code>
Current internal time reached by the solver	<code>CVodeGetCurrentTime()</code>
Suggested factor for tolerance scaling	<code>CVodeGetTolScaleFactor()</code>
Error weight vector for state variables	<code>CVodeGetErrWeights()</code>
Estimated local error vector	<code>CVodeGetEstLocalErrors()</code>
No. of nonlinear solver iterations	<code>CVodeGetNumNonlinSolvIters()</code>
No. of nonlinear convergence failures	<code>CVodeGetNumNonlinSolvConvFails()</code>
All CVODES integrator statistics	<code>CVodeGetIntegratorStats()</code>
CVODES nonlinear solver statistics	<code>CVodeGetNonlinSolvStats()</code>
User data pointer	<code>CVodeGetUserData()</code>
Array showing roots found	<code>CVodeGetRootInfo()</code>
No. of calls to user root function	<code>CVodeGetNumGEvals()</code>
Print all statistics	<code>CVodePrintAllStats()</code>
Name of constant associated with a return flag	<code>CVodeGetReturnFlagName()</code>
CVLS linear solver interface	
Stored Jacobian of the ODE RHS function	<code>CVodeGetJac()</code>
Time at which the Jacobian was evaluated	<code>CVodeGetJacTime()</code>
Step number at which the Jacobian was evaluated	<code>CVodeGetJacNumSteps()</code>
Size of real and integer workspaces	<code>CVodeGetLinWorkSpace()</code>
No. of Jacobian evaluations	<code>CVodeGetNumJacEvals()</code>
No. of r.h.s. calls for finite diff. Jacobian[-vector] evals.	<code>CVodeGetNumLinRhsEvals()</code>
No. of linear iterations	<code>CVodeGetNumLinIters()</code>
No. of linear convergence failures	<code>CVodeGetNumLinConvFails()</code>
No. of preconditioner evaluations	<code>CVodeGetNumPrecEvals()</code>
No. of preconditioner solves	<code>CVodeGetNumPrecSolves()</code>
No. of Jacobian-vector setup evaluations	<code>CVodeGetNumJTSetupEvals()</code>
No. of Jacobian-vector product evaluations	<code>CVodeGetNumJtimesEvals()</code>

continues on next page

Table 5.7 – continued from previous page

Optional output	Function name
Get all linear solver statistics in one function call	CNodeGetLinSolveStats()
Last return from a linear solver function	CNodeGetLastLinFlag()
Name of constant associated with a return flag	CNodeGetLinReturnFlagName()
CVDIAG linear solver interface	
Size of CVDIAG real and integer workspaces	CVDiagGetWorkSpace()
No. of r.h.s. calls for finite diff. Jacobian evals.	CVDiagGetNumRhsEvals()
Last return from a CVDIAG function	CVDiagGetLastFlag()
Name of constant associated with a return flag	CVDiagGetReturnFlagName()

Main solver optional output functions

CVODES provides several user-callable functions that can be used to obtain different quantities that may be of interest to the user, such as solver workspace requirements, solver performance statistics, as well as additional data from the CVODES memory block (a suggested tolerance scaling factor, the error weight vector, and the vector of estimated local errors). Functions are also provided to extract statistics related to the performance of the CVODES nonlinear solver used. As a convenience, additional information extraction functions provide the optional outputs in groups. These optional output functions are described next.

int **CNodeGetWorkSpace**(void *cnode_mem, long int *lenrw, long int *leniw)

The function [CNodeGetWorkSpace](#) returns the CVODES real and integer workspace sizes.

Arguments:

- `cnode_mem` – pointer to the CVODES memory block.
- `lenrw` – the number of `sunrealtype` values in the CVODES workspace.
- `leniw` – the number of integer values in the CVODES workspace.

Return value:

- `CV_SUCCESS` – The optional output values have been successfully set.
- `CV_MEM_NULL` – The CVODES memory block was not initialized through a previous call to [CNodeCreate\(\)](#).

Notes:

In terms of the problem size N , the maximum method order `maxord`, and the number `nrtfn` of root functions (see §5.1.3.7) the actual size of the real workspace, in `sunrealtype` words, is given by the following:

- base value: $\text{lenrw} = 96 + (\text{maxord} + 5)N_r + 3\text{nrtfn}$;
- using [CNodeSVtolerances\(\)](#): $\text{lenrw} = \text{lenrw} + N_r$;
- with constraint checking (see [CNodeSetConstraints\(\)](#)): $\text{lenrw} = \text{lenrw} + N_r$;

where N_r is the number of real words in one `N_Vector` ($\approx N$).

The size of the integer workspace (without distinction between `int` and `long int` words) is given by:

- base value: $\text{leniw} = 40 + (\text{maxord} + 5)N_i + \text{nrtfn}$;
- using [CNodeSVtolerances\(\)](#): $\text{leniw} = \text{leniw} + N_i$;
- with constraint checking: $\text{leniw} = \text{leniw} + N_i$;

where N_i is the number of integer words in one `N_Vector` (= 1 for `NVECTOR_SERIAL` and $2*\text{nps}$ for `NVECTOR_PARALLEL` and `nps` processors).

For the default value of `maxord`, no rootfinding, no constraints, and without using `CVodeSVtolerances()`, these lengths are given roughly by:

- For the Adams method: $\text{lenrw} = 96 + 17N$ and $\text{leniw} = 57$
- For the BDF method: $\text{lenrw} = 96 + 10N$ and $\text{leniw} = 50$

Note that additional memory is allocated if quadratures and/or forward sensitivity integration is enabled. See §5.2.1 and §5.3.2.1 for more details.

Deprecated since version 7.3.0: Work space functions will be removed in version 8.0.0.

int **CVodeGetNumSteps**(void *cvoid_mem, long int *nsteps)

The function `CVodeGetNumSteps` returns the cumulative number of internal steps taken by the solver (total so far).

Arguments:

- `cvoid_mem` – pointer to the CVODES memory block.
- `nsteps` – number of steps taken by CVODES.

Return value:

- `CV_SUCCESS` – The optional output value has been successfully set.
- `CV_MEM_NULL` – The CVODES memory block was not initialized through a previous call to `CVodeCreate()`.

int **CVodeGetNumRhsEvals**(void *cvoid_mem, long int *nfevals)

The function `CVodeGetNumRhsEvals` returns the number of calls to the user's right-hand side function.

Arguments:

- `cvoid_mem` – pointer to the CVODES memory block.
- `nfevals` – number of calls to the user's `f` function.

Return value:

- `CV_SUCCESS` – The optional output value has been successfully set.
- `CV_MEM_NULL` – The CVODES memory block was not initialized through a previous call to `CVodeCreate()`.

Notes:

The `nfevals` value returned by `CVodeGetNumRhsEvals` does not account for calls made to `f` by a linear solver or preconditioner module.

int **CVodeGetNumLinSolvSetups**(void *cvoid_mem, long int *nlinsetups)

The function `CVodeGetNumLinSolvSetups` returns the number of calls made to the linear solver's setup function.

Arguments:

- `cvoid_mem` – pointer to the CVODES memory block.
- `nlinsetups` – number of calls made to the linear solver setup function.

Return value:

- `CV_SUCCESS` – The optional output value has been successfully set.
- `CV_MEM_NULL` – The CVODES memory block was not initialized through a previous call to `CVodeCreate()`.

int **CVodeGetNumErrTestFails**(void *cvmem, long int *netfails)

The function `CVodeGetNumErrTestFails` returns the number of local error test failures that have occurred.

Arguments:

- `cvmem` – pointer to the CVODES memory block.
- `netfails` – number of error test failures.

Return value:

- `CV_SUCCESS` – The optional output value has been successfully set.
- `CV_MEM_NULL` – The CVODES memory block was not initialized through a previous call to [CVodeCreate\(\)](#).

int **CVodeGetNumStepSolveFails**(void *cvmem, long int *ncnf)

Returns the number of failed steps due to a nonlinear solver failure.

Arguments:

- `cvmem` – pointer to the CVODES memory block.
- `ncnf` – number of step failures.

Return value:

- `CV_SUCCESS` – The optional output value has been successfully set.
- `CV_MEM_NULL` – The CVODES memory block was not initialized through a previous call to [CVodeCreate\(\)](#).

Changed in version 7.6.0: In prior versions, inequality constraint failures were included with the number of step failures due to a nonlinear solver failure. These failures are now counted separately, see [CVodeGetNumConstraintFails\(\)](#).

int **CVodeGetNumConstraintFails**(void *cvmem, long int *num_fails_out)

Returns the number of failed steps due to an inequality constraint failure.

Arguments:

- `cvmem` – pointer to the CVODES memory block.
- `num_fails_out` – number of step failures.

Return value:

- `CV_SUCCESS` – The optional output value has been successfully set.
- `CV_MEM_NULL` – The CVODES memory block was not initialized through a previous call to [CVodeCreate\(\)](#).

Added in version 7.6.0.

int **CVodeGetNumConstraintCorrections**(void *cvmem, long int *num_corrections_out)

Returns the number of steps where the corrector was modified to satisfy an inequality constraint without failing the step.

Arguments:

- `cvmem` – pointer to the CVODES memory block.
- `num_corrections_out` – number of modified steps.

Return value:

- `CV_SUCCESS` – The optional output value has been successfully set.

- CV_MEM_NULL – The CVOIDES memory block was not initialized through a previous call to *CVodeCreate()*.

Added in version 7.6.0.

int **CVodeGetLastOrder**(void *cvoid_mem, int *qlast)

The function CVodeGetLastOrder returns the integration method order used during the last internal step.

Arguments:

- cvoid_mem – pointer to the CVOIDES memory block.
- qlast – method order used on the last internal step.

Return value:

- CV_SUCCESS – The optional output value has been successfully set.
- CV_MEM_NULL – The CVOIDES memory block was not initialized through a previous call to *CVodeCreate()*.

int **CVodeGetCurrentOrder**(void *cvoid_mem, int *qcur)

The function CVodeGetCurrentOrder returns the integration method order to be used on the next internal step.

Arguments:

- cvoid_mem – pointer to the CVOIDES memory block.
- qcur – method order to be used on the next internal step.

Return value:

- CV_SUCCESS – The optional output value has been successfully set.
- CV_MEM_NULL – The CVOIDES memory block was not initialized through a previous call to *CVodeCreate()*.

int **CVodeGetLastStep**(void *cvoid_mem, *sunrealtype* *hlast)

The function CVodeGetLastStep returns the integration step size taken on the last internal step.

Arguments:

- cvoid_mem – pointer to the CVOIDES memory block.
- hlast – step size taken on the last internal step.

Return value:

- CV_SUCCESS – The optional output value has been successfully set.
- CV_MEM_NULL – The CVOIDES memory block was not initialized through a previous call to *CVodeCreate()*.

int **CVodeGetCurrentStep**(void *cvoid_mem, *sunrealtype* *hcur)

The function CVodeGetCurrentStep returns the integration step size to be attempted on the next internal step.

Arguments:

- cvoid_mem – pointer to the CVOIDES memory block.
- hcur – step size to be attempted on the next internal step.

Return value:

- CV_SUCCESS – The optional output value has been successfully set.
- CV_MEM_NULL – The CVOIDES memory block was not initialized through a previous call to *CVodeCreate()*.

int **CVodeGetActualInitStep**(void *ccode_mem, *sunrealtype* *hinused)

The function CVodeGetActualInitStep returns the value of the integration step size used on the first step.

Arguments:

- ccode_mem – pointer to the CVODES memory block.
- hinused – actual value of initial step size.

Return value:

- CV_SUCCESS – The optional output value has been successfully set.
- CV_MEM_NULL – The CVODES memory block was not initialized through a previous call to *CVodeCreate()*.

Notes:

Even if the value of the initial integration step size was specified by the user through a call to *CVodeSetInitStep()*, this value might have been changed by CVODES to ensure that the step size is within the prescribed bounds ($h_{min} \leq h_0 \leq h_{max}$), or to satisfy the local error test condition.

int **CVodeGetCurrentTime**(void *ccode_mem, *sunrealtype* *tcur)

The function CVodeGetCurrentTime returns the current internal time reached by the solver.

Arguments:

- ccode_mem – pointer to the CVODES memory block.
- tcur – current internal time reached.

Return value:

- CV_SUCCESS – The optional output value has been successfully set.
- CV_MEM_NULL – The CVODES memory block was not initialized through a previous call to *CVodeCreate()*.

int **CVodeGetNumStabLimOrderReds**(void *ccode_mem, long int *nslred)

The function CVodeGetNumStabLimOrderReds returns the number of order reductions dictated by the BDF stability limit detection algorithm (see §2.4).

Arguments:

- ccode_mem – pointer to the CVODES memory block.
- nslred – number of order reductions due to stability limit detection.

Return value:

- CV_SUCCESS – The optional output value has been successfully set.
- CV_MEM_NULL – The CVODES memory block was not initialized through a previous call to *CVodeCreate()*.

Notes:

If the stability limit detection algorithm was not initialized (*CVodeSetStabLimDet()* was not called), then nslred = 0.

int **CVodeGetTolScaleFactor**(void *ccode_mem, *sunrealtype* *tolsfac)

The function CVodeGetTolScaleFactor returns a suggested factor by which the user's tolerances should be scaled when too much accuracy has been requested for some internal step.

Arguments:

- ccode_mem – pointer to the CVODES memory block.

- `tolsfac` – suggested scaling factor for user-supplied tolerances.

Return value:

- `CV_SUCCESS` – The optional output value has been successfully set.
- `CV_MEM_NULL` – The CVODES memory block was not initialized through a previous call to `CVodeCreate()`.

int **CVodeGetErrWeights**(void *cvmem, *N_Vector* eweight)

The function `CVodeGetErrWeights` returns the solution error weights at the current time. These are the reciprocals of the W_i given by (2.7).

Arguments:

- `cvmem` – pointer to the CVODES memory block.
- `eweight` – solution error weights at the current time.

Return value:

- `CV_SUCCESS` – The optional output value has been successfully set.
- `CV_MEM_NULL` – The CVODES memory block was not initialized through a previous call to `CVodeCreate()`.

Warning

The user must allocate memory for `eweight`.

int **CVodeGetEstLocalErrors**(void *cvmem, *N_Vector* ele)

The function `CVodeGetEstLocalErrors` returns the vector of estimated local errors.

Arguments:

- `cvmem` – pointer to the CVODES memory block.
- `ele` – estimated local errors.

Return value:

- `CV_SUCCESS` – The optional output value has been successfully set.
- `CV_MEM_NULL` – The CVODES memory block was not initialized through a previous call to `CVodeCreate()`.

Warning

The user must allocate memory for `ele`.

The values returned in `ele` are valid only if `CVode()` returned a non-negative value.

The `ele` vector, together with the `eweight` vector from `CVodeGetErrWeights()`, can be used to determine how the various components of the system contributed to the estimated local error test. Specifically, that error test uses the RMS norm of a vector whose components are the products of the components of these two vectors. Thus, for example, if there were recent error test failures, the components causing the failures are those with largest values for the products, denoted loosely as `eweight[i]*ele[i]`.

```
int CCodeGetIntegratorStats(void *ccode_mem, long int *nsteps, long int *nfevals, long int *nlinsetups, long
                           int *netfails, int *qlast, int *qcur, sunrealtype *hinused, sunrealtype *hlast,
                           sunrealtype *hcur, sunrealtype *tcur)
```

The function CCodeGetIntegratorStats returns the CVODES integrator statistics as a group.

Arguments:

- ccode_mem – pointer to the CVODES memory block.
- nsteps – number of steps taken by CVODES.
- nfevals – number of calls to the user's f function.
- nlinsetups – number of calls made to the linear solver setup function.
- netfails – number of error test failures.
- qlast – method order used on the last internal step.
- qcur – method order to be used on the next internal step.
- hinused – actual value of initial step size.
- hlast – step size taken on the last internal step.
- hcur – step size to be attempted on the next internal step.
- tcur – current internal time reached.

Return value:

- CV_SUCCESS – The optional output values have been successfully set.
- CV_MEM_NULL – The CVODES memory block was not initialized through a previous call to *CCodeCreate()*.

```
int CCodeGetNumNonlinSolvIters(void *ccode_mem, long int *nniters)
```

The function CCodeGetNumNonlinSolvIters returns the number of nonlinear iterations performed.

Arguments:

- ccode_mem – pointer to the CVODES memory block.
- nniters – number of nonlinear iterations performed.

Return value:

- CV_SUCCESS – The optional output values have been successfully set.
- CV_MEM_NULL – The CVODES memory block was not initialized through a previous call to *CCodeCreate()*.
- CV_MEM_FAIL – The SUNNonlinearSolver module is NULL.

```
int CCodeGetNumNonlinSolvConvFails(void *ccode_mem, long int *nncfails)
```

The function CCodeGetNumNonlinSolvConvFails returns the number of nonlinear convergence failures that have occurred.

Arguments:

- ccode_mem – pointer to the CVODES memory block.
- nncfails – number of nonlinear convergence failures.

Return value:

- CV_SUCCESS – The optional output value has been successfully set.

- CV_MEM_NULL – The CVODES memory block was not initialized through a previous call to [CCodeCreate\(\)](#).

int **CCodeGetNonlinSolvStats**(void *ccode_mem, long int *nniters, long int *nncfails)

The function CCodeGetNonlinSolvStats returns the CVODES nonlinear solver statistics as a group.

Arguments:

- ccode_mem – pointer to the CVODES memory block.
- nniters – number of nonlinear iterations performed.
- nncfails – number of nonlinear convergence failures.

Return value:

- CV_SUCCESS – The optional output value has been successfully set.
- CV_MEM_NULL – The CVODES memory block was not initialized through a previous call to [CCodeCreate\(\)](#).
- CV_MEM_FAIL – The SUNNonlinearSolver module is NULL.

int **CCodeGetUserData**(void *ccode_mem, void **user_data)

The function CCodeGetUserData returns the user data pointer provided to [CCodeSetUserData\(\)](#).

Arguments:

- ccode_mem – pointer to the CVODES memory block.
- user_data – memory reference to a user data pointer.

Return value:

- CV_SUCCESS – The optional output value has been successfully set.
- CV_MEM_NULL – The CVODES memory block was not initialized through a previous call to [CCodeCreate\(\)](#).

Added in version 6.3.0.

int **CCodePrintAllStats**(void *ccode_mem, FILE *outfile, *SUNOutputFormat* fmt)

The function CCodePrintAllStats outputs all of the integrator, nonlinear solver, linear solver, and other statistics.

Arguments:

- ccode_mem – pointer to the CVODES memory block.
- outfile – pointer to output file.
- fmt – the output format:
 - [SUN_OUTPUTFORMAT_TABLE](#) – prints a table of values
 - [SUN_OUTPUTFORMAT_CSV](#) – prints a comma-separated list of key and value pairs e.g., key1, value1, key2, value2, ...

Return value:

- CV_SUCCESS – The output was successfully.
- CV_MEM_NULL – The CVODES memory block was not initialized through a previous call to [CCodeCreate\(\)](#).
- CV_ILL_INPUT – An invalid formatting option was provided.

Note

The Python module `tools/suntools` provides utilities to read and output the data from a SUNDIALS CSV output file using the key and value pair format.

Added in version 6.2.0.

char ***CVodeGetReturnFlagName**(int flag)

The function `CVodeGetReturnFlagName` returns the name of the CVODES constant corresponding to `flag`.

Arguments:

- `flag` – return flag from a CVODES function.

Return value:

- A string containing the name of the corresponding constant

Warning

The user is responsible for freeing the returned string.

Rootfinding optional output functions

There are two optional output functions associated with rootfinding.

int **CVodeGetRootInfo**(void *cnode_mem, int *rootsfound)

The function `CVodeGetRootInfo` returns an array showing which functions were found to have a root.

Arguments:

- `cnode_mem` – pointer to the CVODES memory block.
- `rootsfound` – array of length `nrtfn` with the indices of the user functions g_i found to have a root. For $i = 0, \dots, \text{nrtfn} - 1$, `rootsfound[i]` $\neq 0$ if g_i has a root, and `rootsfound[i]` = 0 if not.

Return value:

- `CV_SUCCESS` – The optional output values have been successfully set.
- `CV_MEM_NULL` – The CVODES memory block was not initialized through a previous call to `CVodeCreate()`.

Notes:

Note that, for the components g_i for which a root was found, the sign of `rootsfound[i]` indicates the direction of zero-crossing. A value of +1 indicates that g_i is increasing, while a value of -1 indicates a decreasing g_i . A value of 0 indicates that either no root was found for g_i , or that g_i varies in the direction opposite to that indicated by `rootdir[i]` in the case that `CVodeSetRootDirection()` was used to only track zero-crossings in one direction.

Warning

The user must allocate memory for the vector `rootsfound`.

int **CVodeGetNumGEvals**(void *cnode_mem, long int *ngevals)

The function `CVodeGetNumGEvals` returns the cumulative number of calls made to the user-supplied root function g .

Arguments:

- `cnode_mem` – pointer to the CVODES memory block.
- `ngevals` – number of calls made to the user's function g thus far.

Return value:

- `CV_SUCCESS` – The optional output value has been successfully set.
- `CV_MEM_NULL` – The CVODES memory block was not initialized through a previous call to [*CVodeCreate\(\)*](#).

Projection optional output functions

The following optional output functions are available for retrieving information and statistics related the projection when solving an IVP with constraints.

int **CVodeGetNumProjEvals**(void *cnode_mem, long int *nproj)

The function `CVodeGetNumProjEvals` returns the current total number of projection evaluations.

Arguments:

- `cnode_mem` – pointer to the CVODES memory block.
- `nproj` – the number of calls to the projection function.

Return value:

- `CV_SUCCESS` – The optional output value has been successfully set.
- `CV_MEM_NULL` – The CVODES memory block was not initialized through a previous call to [*CVodeCreate\(\)*](#).
- `CV_PROJ_MEM_NULL` – The projection memory is NULL i.e., the projection functionality has not been enabled.

Added in version 6.2.0.

int **CVodeGetNumProjFails**(void *cnode_mem, long int *npfails)

The function `CVodeGetNumProjFails` returns the current total number of projection evaluation failures.

Arguments:

- `cnode_mem` – pointer to the CVODES memory block.
- `npfails` – the number of projection failures.

Return value:

- `CV_SUCCESS` – The optional output value has been successfully set.
- `CV_MEM_NULL` – The CVODES memory block was not initialized through a previous call to [*CVodeCreate\(\)*](#).
- `CV_PROJ_MEM_NULL` – The projection memory is NULL, i.e., the projection functionality has not been enabled.

Added in version 6.2.0.

CVLS linear solver interface optional output functions

The following optional outputs are available from the CVLS modules: workspace requirements, number of calls to the Jacobian routine, number of calls to the right-hand side routine for finite-difference Jacobian or Jacobian-vector product approximation, number of linear iterations, number of linear convergence failures, number of calls to the preconditioner setup and solve routines, number of calls to the Jacobian-vector setup and product routines, and last return value from a linear solver function. Note that, where the name of an output would otherwise conflict with the name of an optional output from the main solver, a suffix (for Linear Solver) has been added (e.g. `lenrWLS`).

int **CVodeGetJac**(void *ccode_mem, *SUNMatrix* *J)

Returns the internally stored copy of the Jacobian matrix of the ODE right-hand side function.

Parameters

- **ccode_mem** – the CVODES memory structure
- **J** – the Jacobian matrix

Return values

- **CVLS_SUCCESS** – the output value has been successfully set
- **CVLS_MEM_NULL** – ccode_mem was NULL
- **CVLS_LMEM_NULL** – the linear solver interface has not been initialized

Warning

This function is provided for debugging purposes and the values in the returned matrix should not be altered.

int **CVodeGetJacTime**(void *ccode_mem, *sunrealtype* *t_J)

Returns the time at which the internally stored copy of the Jacobian matrix of the ODE right-hand side function was evaluated.

Parameters

- **ccode_mem** – the CVODES memory structure
- **t_J** – the time at which the Jacobian was evaluated

Return values

- **CVLS_SUCCESS** – the output value has been successfully set
- **CVLS_MEM_NULL** – ccode_mem was NULL
- **CVLS_LMEM_NULL** – the linear solver interface has not been initialized

int **CVodeGetJacNumSteps**(void *ccode_mem, long int *nst_J)

Returns the value of the internal step counter at which the internally stored copy of the Jacobian matrix of the ODE right-hand side function was evaluated.

Parameters

- **ccode_mem** – the CVODES memory structure
- **nst_J** – the value of the internal step counter at which the Jacobian was evaluated

Return values

- **CVLS_SUCCESS** – the output value has been successfully set
- **CVLS_MEM_NULL** – ccode_mem was NULL

- **CVLS_LMEM_NULL** – the linear solver interface has not been initialized

int **CVodeGetLinWorkSpace**(void *ccode_mem, long int *lenrwLS, long int *leniwLS)

The function **CVodeGetLinWorkSpace** returns the sizes of the real and integer workspaces used by the CVLS linear solver interface.

Arguments:

- **ccode_mem** – pointer to the CVODES memory block.
- **lenrwLS** – the number of `sunrealtype` values in the CVLS workspace.
- **leniwLS** – the number of integer values in the CVLS workspace.

Return value:

- **CVLS_SUCCESS** – The optional output values have been successfully set.
- **CVLS_MEM_NULL** – The **ccode_mem** pointer is NULL.
- **CVLS_LMEM_NULL** – The CVLS linear solver has not been initialized.

Notes:

The workspace requirements reported by this routine correspond only to memory allocated within this interface and to memory allocated by the `SUNLinearSolver` object attached to it. The template Jacobian matrix allocated by the user outside of CVLS is not included in this report.

Added in version 4.0.0: Replaces the deprecated functions `CVDlsGetWorkspace` and `CVSpilsGetWorkspace`.

Deprecated since version 7.3.0: Work space functions will be removed in version 8.0.0.

int **CVodeGetNumJacEvals**(void *ccode_mem, long int *njevals)

The function **CVodeGetNumJacEvals** returns the number of calls made to the CVLS Jacobian approximation function.

Arguments:

- **ccode_mem** – pointer to the CVODES memory block.
- **njevals** – the number of calls to the Jacobian function.

Return value:

- **CVLS_SUCCESS** – The optional output value has been successfully set.
- **CVLS_MEM_NULL** – The **ccode_mem** pointer is NULL.
- **CVLS_LMEM_NULL** – The CVLS linear solver has not been initialized.

Added in version 4.0.0: Replaces the deprecated function `CVDlsGetNumJacEvals`.

int **CVodeGetNumLinRhsEvals**(void *ccode_mem, long int *nfevalsLS)

The function **CVodeGetNumLinRhsEvals** returns the number of calls made to the user-supplied right-hand side function due to the finite difference Jacobian approximation or finite difference Jacobian-vector product approximation.

Arguments:

- **ccode_mem** – pointer to the CVODES memory block.
- **nfevalsLS** – the number of calls made to the user-supplied right-hand side function.

Return value:

- **CVLS_SUCCESS** – The optional output value has been successfully set.
- **CVLS_MEM_NULL** – The **ccode_mem** pointer is NULL.

- CVLS_LMEM_NULL – The CVLS linear solver has not been initialized.

Notes:

The value `nfevalsLS` is incremented only if one of the default internal difference quotient functions is used.

Added in version 4.0.0: Replaces the deprecated functions `CVDlsGetNumRhsEvals` and `CVSpilsGetNumRhsEvals`.

int **CVodeGetNumLinIters**(void *cvode_mem, long int *nliters)

The function `CVodeGetNumLinIters` returns the cumulative number of linear iterations.

Arguments:

- `cvode_mem` – pointer to the CVODES memory block.
- `nliters` – the current number of linear iterations.

Return value:

- CVLS_SUCCESS – The optional output value has been successfully set.
- CVLS_MEM_NULL – The `cvode_mem` pointer is NULL.
- CVLS_LMEM_NULL – The CVLS linear solver has not been initialized.

Added in version 4.0.0: Replaces the deprecated function `CVSpilsGetNumLinIters`.

int **CVodeGetNumLinConvFails**(void *cvode_mem, long int *nlcfails)

The function `CVodeGetNumLinConvFails` returns the cumulative number of linear convergence failures.

Arguments:

- `cvode_mem` – pointer to the CVODES memory block.
- `nlcfails` – the current number of linear convergence failures.

Return value:

- CVLS_SUCCESS – The optional output value has been successfully set.
- CVLS_MEM_NULL – The `cvode_mem` pointer is NULL.
- CVLS_LMEM_NULL – The CVLS linear solver has not been initialized.

Added in version 4.0.0: Replaces the deprecated function `CVSpilsGetNumConvFails`.

int **CVodeGetNumPrecEvals**(void *cvode_mem, long int *npevals)

The function `CVodeGetNumPrecEvals` returns the number of preconditioner evaluations, i.e., the number of calls made to `psetup` with `jok = SUNFALSE`.

Arguments:

- `cvode_mem` – pointer to the CVODES memory block.
- `npevals` – the current number of calls to `psetup`.

Return value:

- CVLS_SUCCESS – The optional output value has been successfully set.
- CVLS_MEM_NULL – The `cvode_mem` pointer is NULL.
- CVLS_LMEM_NULL – The CVLS linear solver has not been initialized.

Added in version 4.0.0: Replaces the deprecated function `CVSpilsGetNumPrecEvals`.

int **CVodeGetNumPrecSolves**(void *cvide_mem, long int *npsolves)

The function **CVodeGetNumPrecSolves** returns the cumulative number of calls made to the preconditioner solve function, **psolve**.

Arguments:

- **cvide_mem** – pointer to the CVODES memory block.
- **npsolves** – the current number of calls to **psolve**.

Return value:

- **CVLS_SUCCESS** – The optional output value has been successfully set.
- **CVLS_MEM_NULL** – The **cvide_mem** pointer is **NULL**.
- **CVLS_LMEM_NULL** – The CVLS linear solver has not been initialized.

int **CVodeGetNumJTSetupEvals**(void *cvide_mem, long int *njtsetup)

The function **CVodeGetNumJTSetupEvals** returns the cumulative number of calls made to the Jacobian-vector setup function **jttsetup**.

Arguments:

- **cvide_mem** – pointer to the CVODES memory block.
- **njtsetup** – the current number of calls to **jttsetup**.

Return value:

- **CVLS_SUCCESS** – The optional output value has been successfully set.
- **CVLS_MEM_NULL** – The **cvide_mem** pointer is **NULL**.
- **CVLS_LMEM_NULL** – The CVLS linear solver has not been initialized.

int **CVodeGetNumJtimesEvals**(void *cvide_mem, long int *njvevals)

The function **CVodeGetNumJtimesEvals** returns the cumulative number of calls made to the Jacobian-vector function **jtimes**.

Arguments:

- **cvide_mem** – pointer to the CVODES memory block.
- **njvevals** – the current number of calls to **jtimes**.

Return value:

- **CVLS_SUCCESS** – The optional output value has been successfully set.
- **CVLS_MEM_NULL** – The **cvide_mem** pointer is **NULL**.
- **CVLS_LMEM_NULL** – The CVLS linear solver has not been initialized.

int **CVodeGetLinSolveStats**(void *cvide_mem, long int *njevals, long int *nfevalsLS, long int *nlliters, long int *nllcfails, long int *npevals, long int *npsolves, long int *njtsetups, long int *njtimes)

The function **CVodeGetLinSolveStats** returns CVODES linear solver statistics.

Arguments:

- **cvide_mem** – pointer to the CVODES memory block.
- **njevals** – the current number of calls to the Jacobian function.
- **nfevalsLS** – the current number of calls made to the user-supplied right-hand side function by the linear solver.

- `nliters` – the current number of linear iterations.
- `nlcfails` – the current number of linear convergence failures.
- `npevals` – the current number of calls to `psetup`.
- `npsolves` – the current number of calls to `psolve`.
- `njtsetup` – the current number of calls to `jtsetup`.
- `njtimes` – the current number of calls to `jtimes`.

Return value:

- `CVLS_SUCCESS` – The optional output value has been successfully set.
- `CVLS_MEM_NULL` – The `cvide_mem` pointer is `NULL`.
- `CVLS_LMEM_NULL` – The CVLS linear solver has not been initialized.

`int CVodeGetLastLinFlag(void *cvide_mem, long int *lsflag)`

The function `CVodeGetLastLinFlag` returns the last return value from a CVLS routine.

Arguments:

- `cvide_mem` – pointer to the CVODES memory block.
- `lsflag` – the value of the last return flag from a CVLS function.

Return value:

- `CVLS_SUCCESS` – The optional output value has been successfully set.
- `CVLS_MEM_NULL` – The `cvide_mem` pointer is `NULL`.
- `CVLS_LMEM_NULL` – The CVLS linear solver has not been initialized.

Notes:

If the CVLS setup function failed (i.e., `CVode()` returned `CV_LSETUP_FAIL`) when using the `SUNLINSOL_DENSE` or `SUNLINSOL_BAND` modules, then the value of `lsflag` is equal to the column index (numbered from one) at which a zero diagonal element was encountered during the LU factorization of the (dense or banded) Jacobian matrix.

If the CVLS setup function failed when using another `SUNLinearSolver` module, then `lsflag` will be `SUNLS_PSET_FAIL_UNREC`, `SUNLS_ASET_FAIL_UNREC`, or `SUN_ERR_EXT_FAIL`.

If the CVLS solve function failed (i.e., `CVode()` returned `CV_LSOLVE_FAIL`), then `lsflag` contains the error return flag from the `SUNLinearSolver` object, which will be one of: `SUN_ERR_ARG_CORRUPT`, indicating that the `SUNLinearSolver` memory is `NULL`; `SUNLS_ATIMES_FAIL_UNREC`, indicating an unrecoverable failure in the `Jv` function; `SUNLS_PSOLVE_FAIL_UNREC`, indicating that the preconditioner solve function `psolve` failed unrecoverably; `SUNLS_GS_FAIL`, indicating a failure in the Gram-Schmidt procedure (SPGMR and SPFGMR only); `SUNLS_QRSOL_FAIL`, indicating that the matrix `R` was found to be singular during the QR solve phase (SPGMR and SPFGMR only); or `SUN_ERR_EXT_FAIL`, indicating an unrecoverable failure in an external iterative linear solver package.

Added in version 4.0.0: Replaces the deprecated functions `CVDlsGetLastFlag` and `CVSpilsGetLastFlag`.

`char *CVodeGetLinReturnFlagName(long int lsflag)`

The function `CVodeGetLinReturnFlagName` returns the name of the CVLS constant corresponding to `lsflag`.

Arguments:

- `lsflag` – a return flag from a CVLS function.

Return value:

- The return value is a string containing the name of the corresponding constant. If $1 \leq \text{lsflag} \leq N$ (LU factorization failed), this routine returns “NONE”.

Warning

The user is responsible for freeing the returned string.

Added in version 4.0.0: Replaces the deprecated functions `CVDlsGetReturnFlagName` and `CVSpilsGetReturnFlagName`.

Diagonal linear solver interface optional output functions

The following optional outputs are available from the CVDIAG module: workspace requirements, number of calls to the right-hand side routine for finite-difference Jacobian approximation, and last return value from a CVDIAG function. Note that, where the name of an output would otherwise conflict with the name of an optional output from the main solver, a suffix (for Linear Solver) has been added here (e.g. `lenrwLS`).

int **CVDdiagGetWorkSpace**(void *ccode_mem, long int *lenrwLS, long int *leniwLS)

The function `CVDdiagGetWorkSpace` returns the CVDIAG real and integer workspace sizes.

Arguments:

- `ccode_mem` – pointer to the CVOIDES memory block.
- `lenrwLS` – the number of `sunrealtype` values in the CVDIAG workspace.
- `leniwLS` – the number of integer values in the CVDIAG workspace.

Return value:

- `CVDIAG_SUCCESS` – The optional output values have been successfully set.
- `CVDIAG_MEM_NULL` – The `ccode_mem` pointer is NULL.
- `CVDIAG_LMEM_NULL` – The CVDIAG linear solver has not been initialized.

Notes:

In terms of the problem size N , the actual size of the real workspace is roughly $3N$ `sunrealtype` words.

Deprecated since version 7.3.0: Work space functions will be removed in version 8.0.0.

int **CVDdiagGetNumRhsEvals**(void *ccode_mem, long int *nfevalsLS)

The function `CVDdiagGetNumRhsEvals` returns the number of calls made to the user-supplied right-hand side function due to the finite difference Jacobian approximation.

Arguments:

- `ccode_mem` – pointer to the CVOIDES memory block.
- `nfevalsLS` – the number of calls made to the user-supplied right-hand side function.

Return value:

- `CVDIAG_SUCCESS` – The optional output value has been successfully set.
- `CVDIAG_MEM_NULL` – The `ccode_mem` pointer is NULL.
- `CVDIAG_LMEM_NULL` – The CVDIAG linear solver has not been initialized.

Notes:

The number of diagonal approximate Jacobians formed is equal to the number of calls made to the linear solver setup function (see [CVodeGetNumLinSolvSetups\(\)](#)).

int **CVDiagGetLastFlag**(void *ccode_mem, long int *lsflag)

The function CVDiagGetLastFlag returns the last return value from a CVDIAG routine.

Arguments:

- ccode_mem – pointer to the CVODES memory block.
- lsflag – the value of the last return flag from a CVDIAG function.

Return value:

- CVDIAG_SUCCESS – The optional output value has been successfully set.
- CVDIAG_MEM_NULL – The ccode_mem pointer is NULL.
- CVDIAG_LMEM_NULL – The CVDIAG linear solver has not been initialized.

Notes:

If the CVDIAG setup function failed ([CVode\(\)](#) returned CV_LSETUP_FAIL), the value of lsflag is equal to CVDIAG_INV_FAIL, indicating that a diagonal element with value zero was encountered. The same value is also returned if the CVDIAG solve function failed ([CVode\(\)](#) returned CV_LSOLVE_FAIL).

char ***CVDiagGetReturnFlagName**(long int lsflag)

The function CVDiagGetReturnFlagName returns the name of the CVDIAG constant corresponding to lsflag.

Arguments:

- lsflag – a return flag from a CVDIAG function.

Return value:

- A string containing the name of the corresponding constant.

Warning

The user is responsible for freeing the returned string.

5.1.3.13 CVODES reinitialization function

The function [CVodeReInit\(\)](#) reinitializes the main CVODES solver for the solution of a new problem, where a prior call to [CVodeInit\(\)](#) has been made. The new problem must have the same size as the previous one. [CVodeReInit\(\)](#) performs the same input checking and initializations that does, but does no memory allocation, as it assumes that the existing internal memory is sufficient for the new problem. A call to [CVodeReInit\(\)](#) deletes the solution history that was stored internally during the previous integration. Following a successful call to [CVodeReInit\(\)](#), call [CVode\(\)](#) again for the solution of the new problem.

The use of [CVodeReInit\(\)](#) requires that the maximum method order, denoted by maxord, be no larger for the new problem than for the previous problem. This condition is automatically fulfilled if the multistep method parameter lmm is unchanged (or changed from CV_ADAMS to CV_BDF) and the default value for maxord is specified.

If there are changes to the linear solver specifications, make the appropriate calls to either the linear solver objects themselves, or to the CVLS interface routines, as described in §5.1.3.5. Otherwise, all solver inputs set previously remain in effect.

One important use of the [CVodeReInit\(\)](#) function is in the treating of jump discontinuities in the RHS function. Except in cases of fairly small jumps, it is usually more efficient to stop at each point of discontinuity and restart the

integrator with a readjusted ODE model, using a call to [CVRodeReInit\(\)](#). To stop when the location of the discontinuity is known, simply make that location a value of tout. To stop when the location of the discontinuity is determined by the solution, use the rootfinding feature. In either case, it is critical that the RHS function *not* incorporate the discontinuity, but rather have a smooth extension over the discontinuity, so that the step across it (and subsequent rootfinding, if used) can be done efficiently. Then use a switch within the RHS function (communicated through user_data) that can be flipped between the stopping of the integration and the restart, so that the restarted problem uses the new values (which have jumped). Similar comments apply if there is to be a jump in the dependent variable vector.

int **CVRodeReInit**(void *cvmem, [sunrealtype](#) t0, [N_Vector](#) y0)

The function CVRodeReInit provides required problem specifications and reinitializes CVODES.

Arguments:

- cvmem – pointer to the CVODES memory block.
- t0 – is the initial value of t .
- y0 – is the initial value of y .

Return value:

- CV_SUCCESS – The call was successful.
- CV_MEM_NULL – The CVODES memory block was not initialized through a previous call to [CVRodeCreate\(\)](#).
- CV_NO_MALLOC – Memory space for the CVODES memory block was not allocated through a previous call to [CVRodeInit\(\)](#).
- CV_ILL_INPUT – An input argument was an illegal value.

Notes:

All previously set options are retained but may be updated by calling the appropriate “Set” functions.

If an error occurred, CVRodeReInit also sends an error message to the error handler function.

5.1.3.14 CVODES resize function

For simulations involving changes to the number of equations and unknowns in the ODE system, CVODES may be “resized” between steps by calling [CVRodeResizeHistory\(\)](#). The methods implemented in CVODES utilize solution or right-hand side history information to achieve high order. At present, the user code is responsible for saving the necessary data over the course of the integration in order to resize the integrator. As such, CVODES should typically be run in one step mode or built with monitoring enabled and the monitoring function used to save the state at the end of each time step. The amount and kind of history required for resizing the integrator depends on the method selected and the maximum order allowed (see details below). If insufficient history is provided when resizing, [CVRodeResizeHistory\(\)](#) will return an error.

int **CVRodeResizeHistory**(void *cvmem, [sunrealtype](#) *t_hist, [N_Vector](#) *y_hist, [N_Vector](#) *f_hist, int num_y_hist, int num_f_hist)

The function [CVRodeResizeHistory\(\)](#) resizes CVODES using the provided history data at the new problem size.

For Adams methods the required history data is

- Solution vectors: $y(t_n)$ and $y(t_{n-1})$
- Right-hand side vectors: $f(t_n, y(t_n)), f(t_{n-1}, y(t_{n-1})), \dots, f(t_{n-k}, y(t_{n-k}))$

For BDF methods the required history data is:

- Solution vectors: $y(t_n), y(t_{n-1}), \dots, y(t_{n-k})$

- Right-hand side vectors: $f(t_n, y(t_n))$ and $f(t_{n-1}, y(t_{n-1}))$,

In both cases, $k = \min\{q + 1, q_{\max}\}$ where q is the order of the last step (see [CNodeGetLastOrder\(\)](#)) and q_{\max} is the maximum allowed order (see [CNodeSetMaxOrd\(\)](#)). The additional solution/right-hand side values beyond what is strictly needed for the method are used to determine if an order increase should occur after the next step. If insufficient history is provided, an error is returned.

Parameters

- **cvode_mem** – pointer to the CVODES memory block.
- **t_hist** – an array of time values for the solution and right-hand side history. These must be ordered starting from the most recent value i.e., $t_n > t_{n-1} > \dots > t_{n-k}$ for forward integration or $t_n < t_{n-1} < \dots < t_{n-k}$ for backward integration.
- **y_hist** – an array of solution vectors ordered to align with the corresponding times given in **t_hist**.
- **f_hist** – an array of right-hand side vectors ordered to align with the corresponding times and solutions given in **t_hist** and **y_hist**, respectively.
- **n_y_hist** – number of solution vectors provided in **y_hist**. For Adams methods this should be 2 and for BDF methods this should be $\min\{q + 1, q_{\max}\}$.
- **n_f_hist** – number of right-hand side vectors provided in **f_hist**. For Adams methods this should be $\min\{q + 1, q_{\max}\}$ and for BDF methods it should be 2.

Return values

- **CV_SUCCESS** – The call was successful.
- **CV_MEM_NULL** – The CVODES memory block was NULL.
- **CV_ILL_INPUT** – An input argument had an illegal value or insufficient history was supplied, see the output error message for additional details.

Added in version 7.3.0.

Note

At this time resizing is supported when using CVODES for the solution of initial value problems (IVPs) and is not currently compatible with forward or adjoint sensitivity analysis.

Note

Any nonlinear or linear solvers attached to CVODE will also need to be resized. At present, for SUNDIALS-provided algebraic solvers, this requires destroying, re-creating, and re-attaching the solvers following each call to [CNodeResizeHistory\(\)](#). Similarly, any matrix objects provided when attaching the linear solver will also need to be resized.

If using a vector of absolute tolerances, the absolute tolerance vector will be invalid after the call to [CNodeResizeHistory\(\)](#), so a new absolute tolerance vector should be created and set following each call to [CNodeResizeHistory\(\)](#) through a new call to [CNodeSVtolerances\(\)](#).

If inequality constraint checking is enabled, a call to [CNodeResizeHistory\(\)](#) will disable constraint checking. A call to [CNodeSetConstraints\(\)](#) is required to re-enable constraint checking.

5.1.4 User-supplied functions

The user-supplied functions consist of one function defining the ODE, (optionally) a function that handles error and warning messages, (optionally) a function that provides the error weight vector, (optionally) one or two functions that provide Jacobian-related information for the linear solver, and (optionally) one or two functions that define the preconditioner for use in any of the Krylov iterative algorithms.

5.1.4.1 ODE right-hand side

The user must provide a function of type defined as follows:

```
typedef int (*CVRhsFn)(sunrealtype t, N_Vector y, N_Vector ydot, void *user_data);
```

This function computes the ODE right-hand side for a given value of the independent variable t and state vector y .

Arguments:

- t – is the current value of the independent variable.
- y – is the current value of the dependent variable vector, $y(t)$.
- $ydot$ – is the output vector $f(t, y)$.
- $user_data$ – is the $user_data$ pointer passed to [CVodeSetUserData\(\)](#).

Return value:

A CVRhsFn should return 0 if successful, a positive value if a recoverable error occurred (in which case CVODES will attempt to correct), or a negative value if it failed unrecoverably (in which case the integration is halted and CV_RHSFUNC_FAIL is returned).

Notes:

Allocation of memory for $ydot$ is handled within CVODES.

A recoverable failure error return from the CVRhsFn is typically used to flag a value of the dependent variable y that is “illegal” in some way (e.g., negative where only a non-negative value is physically meaningful). If such a return is made, CVODES will attempt to recover (possibly repeating the nonlinear solve, or reducing the step size) in order to avoid this recoverable error return.

For efficiency reasons, the right-hand side function is not evaluated at the converged solution of the nonlinear solver. Therefore, in general, a recoverable error in that converged value cannot be corrected. (It may be detected when the right-hand side function is called the first time during the following integration step, but a successful step cannot be undone.) However, if the user program also includes quadrature integration, the state variables can be checked for legality in the call to [CVQuadRhsFn](#), which is called at the converged solution of the nonlinear system, and therefore CVODES can be flagged to attempt to recover from such a situation. Also, if sensitivity analysis is performed with one of the staggered methods, the ODE right-hand side function is called at the converged solution of the nonlinear system, and a recoverable error at that point can be flagged, and CVODES will then try to correct it.

There are two other situations in which recovery is not possible even if the right-hand side function returns a recoverable error flag. One is when this occurs at the very first call to the CVRhsFn (in which case CVODES returns CV_FIRST_RHSFUNC_ERR). The other is when a recoverable error is reported by CVRhsFn after an error test failure, while the linear multistep method order is equal to 1 (in which case CVODES returns CV_UNREC_RHSFUNC_ERR).

5.1.4.2 Monitor function

A user may provide a function of type `CVMonitorFn` to monitor the integrator progress throughout a simulation. For example, a user may want to check integrator statistics as a simulation progresses.

```
typedef void (*CVMonitorFn)(void *cvoid_mem, void *user_data);
```

This function is used to monitor the CVODES integrator throughout a simulation.

Arguments:

- `cvoid_mem` – the CVODES memory pointer.
- `user_data` – a pointer to user data, the same as the `user_data` parameter passed to `CVodeSetUserData()`.

Return value:

Should return 0 if successful, or a negative value if unsuccessful.

Warning

This function should only be utilized for monitoring the integrator progress (i.e., for debugging).

5.1.4.3 Error weight function

As an alternative to providing the relative and absolute tolerances, the user may provide a function of type `CVewtFn` to compute a vector containing the weights in the WRMS norm

$$\|v\|_{\text{WRMS}} = \sqrt{\frac{1}{N} \sum_{i=1}^N (W_i \cdot v_i)^2}.$$

These weights will be used in place of those defined by Eq. (2.7). The function type is defined as follows:

```
typedef int (*CVewtFn)(N_Vector y, N_Vector ewt, void *user_data);
```

This function computes the WRMS error weights for the vector y .

Arguments:

- y – the value of the dependent variable vector at which the weight vector is to be computed.
- `ewt` – the output vector containing the error weights.
- `user_data` a pointer to user data, the same as the `user_data` parameter passed to `CVodeSetUserData()`.

Return value:

Should return 0 if successful, or -1 if unsuccessful.

Notes:

Allocation of memory for `ewt` is handled within CVODES.

Warning

The error weight vector must have all components positive. It is the user's responsibility to perform this test and return -1 if it is not satisfied.

5.1.4.4 Rootfinding function

If a rootfinding problem is to be solved during the integration of the ODE system, the user must supply a C function of type `CVRootFn`, defined as follows:

```
typedef int (*CVRootFn)(sunrealtype t, N_Vector y, sunrealtype *gout, void *user_data);
```

This function implements a vector-valued function $g(t, y)$ such that the roots of the `nrtfn` components $g_i(t, y)$ are sought.

Arguments:

- `t` – the current value of the independent variable.
- `y` – the current value of the dependent variable vector, $y(t)$.
- `gout` – the output array of length `nrtfn` with components $g_i(t, y)$.
- `user_data` a pointer to user data, the same as the `user_data` parameter passed to `CVodeSetUserData()`.

Return value:

A `CVRootFn` should return 0 if successful or a non-zero value if an error occurred (in which case the integration is halted and `CVode` returns `CV_RTFUNC_FAIL`).

Notes:

Allocation of memory for `gout` is automatically handled within `CVODES`.

5.1.4.5 Projection function

When solving an IVP with a constraint equation and providing a user-defined projection operation the projection function must have type `CVProjFn`, defined as follows:

```
typedef int (*CVProjFn)(sunrealtype t, N_Vector ycur, N_Vector corr, sunrealtype epsProj, N_Vector err, void *user_data);
```

This function computes the projection of the solution and, if enabled, the error on to the constraint manifold.

Arguments:

- `t` – the current value of the independent variable.
- `ycur` – the current value of the dependent variable vector $y(t)$.
- `corr` – the correction, c , to the dependent variable vector so that $y(t) + c$ satisfies the constraint equation.
- `epsProj` – the tolerance to use in the nonlinear solver stopping test when solving the nonlinear constrained least squares problem.
- `err` – is on input the current error estimate, if error projection is enabled (the default) then this should be overwritten with the projected error on output. If error projection is disabled then `err` is `NULL`.
- `user_data` a pointer to user data, the same as the `user_data` parameter passed to `CVodeSetUserData()`.

Return value:

Should return 0 if successful, a negative value if an unrecoverable error occurred (the integration is halted), or a positive value if a recoverable error occurred (the integrator will, in most cases, try to correct and reattempt the step).

Notes:

The tolerance passed to the projection function (`epsProj`) is the tolerance on the iteration update in the

WRMS norm, i.e., the solve should stop when the WRMS norm of the current iterate update is less than `epsProj`.

If needed by the user's projection routine, the error weight vector can be accessed by calling `CVodeGetErrorWeights()`, and the unit roundoff is available as `SUN_UNIT_ROUNDOFF` defined in `sundials_types.h`.

Added in version 6.2.0.

5.1.4.6 Jacobian construction (matrix-based linear solvers)

If a matrix-based linear solver module is used (i.e., a non-NULL `SUNMatrix` object was supplied to `CVodeSetLinearSolver()`), the user may optionally provide a function of type `CVLSJacFn` for evaluating the Jacobian of the ODE right-hand side function (or an approximation of it). `CVLSJacFn` is defined as follows:

```
typedef int (*CVLSJacFn)(sunrealtype t, N_Vector y, N_Vector fy, SUNMatrix Jac, void *user_data, N_Vector tmp1,
N_Vector tmp2, N_Vector tmp3);
```

This function computes the Jacobian matrix $J = \frac{\partial f}{\partial y}$ (or an approximation to it).

Arguments:

- `t` – the current value of the independent variable.
- `y` – the current value of the dependent variable vector, namely the predicted value of $y(t)$.
- `fy` – the current value of the vector $f(t, y)$.
- `Jac` – the output Jacobian matrix.
- `user_data` a pointer to user data, the same as the `user_data` parameter passed to `CVodeSetUserData()`.
- `tmp1`, `tmp2`, `tmp3` – are pointers to memory allocated for variables of type `N_Vector` which can be used by a `CVLSJacFn` function as temporary storage or work space.

Return value:

Should return 0 if successful, a positive value if a recoverable error occurred (in which case CVODES will attempt to correct, while CVLS sets `last_flag` to `CVLS_JACFUNC_RECVR`), or a negative value if it failed unrecoverably (in which case the integration is halted, `CVode()` returns `CV_LSETUP_FAIL` and CVLS sets `last_flag` to `CVLS_JACFUNC_UNRECVR`).

Notes:

Information regarding the structure of the specific `SUNMatrix` structure (e.g. number of rows, upper/lower bandwidth, sparsity type) may be obtained through using the implementation-specific `SUNMatrix` interface functions (see §7 for details).

With direct linear solvers (i.e., linear solvers with type `SUNLINEARSOLVER_DIRECT`), the Jacobian matrix $J(t, y)$ is zeroed out prior to calling the user-supplied Jacobian function so only nonzero elements need to be loaded into `Jac`.

With the default nonlinear solver (the native SUNDIALS Newton method), each call to the user's `CVLSJacFn` function is preceded by a call to the `CVRhsFn` user function with the same (t, y) arguments. Thus, the Jacobian function can use any auxiliary data that is computed and saved during the evaluation of the ODE right-hand side. In the case of a user-supplied or external nonlinear solver, this is also true if the nonlinear system function is evaluated prior to calling the *linear solver setup function*.

If the user's `CVLSJacFn` function uses difference quotient approximations, then it may need to access quantities not in the argument list. These include the current step size, the error weights, etc. To obtain these, the user will need to add a pointer to `cv_mem` in `user_data` and then use the `CVodeGet*` functions described in §5.1.3.12. The unit roundoff can be accessed as `SUN_UNIT_ROUNDOFF` defined in `sundials_types.h`.

Dense: A user-supplied dense Jacobian function must load the N by N dense matrix `Jac` with an approximation to the Jacobian matrix $J(t, y)$ at the point (t, y) . The accessor macros `SM_ELEMENT_D` and `SM_COLUMN_D` allow the user to read and write dense matrix elements without making explicit references to the underlying representation of the `SUNMATRIX_DENSE` type. `SM_ELEMENT_D(J, i, j)` references the (i, j) -th element of the dense matrix `Jac` (with $i, j = 0 \dots N - 1$). This macro is meant for small problems for which efficiency of access is not a major concern. Thus, in terms of the indices m and n ranging from 1 to N , the Jacobian element $J_{m,n}$ can be set using the statement `SM_ELEMENT_D(J, m-1, n-1) = Jm,n`. Alternatively, `SM_COLUMN_D(J, j)` returns a pointer to the first element of the j -th column of `Jac` (with $j = 0 \dots N - 1$), and the elements of the j -th column can then be accessed using ordinary array indexing. Consequently, $J(m, n)$ can be loaded using the statements `col_n = SM_COLUMN_D(J, n-1); col_n[m-1] = J(m, n)`. For large problems, it is more efficient to use `SM_COLUMN_D` than to use `SM_ELEMENT_D`. Note that both of these macros number rows and columns starting from 0. The `SUNMATRIX_DENSE` type and accessor macros are documented in §7.3.

Banded: A user-supplied banded Jacobian function must load the N by N banded matrix `Jac` with the elements of the Jacobian $J(t, y)$ at the point (t, y) . The accessor macros `SM_ELEMENT_B`, `SM_COLUMN_B`, and `SM_COLUMN_ELEMENT_B` allow the user to read and write band matrix elements without making specific references to the underlying representation of the `SUNMATRIX_BAND` type. `SM_ELEMENT_B(J, i, j)` references the (i, j) , element of the band matrix `Jac`, counting from 0. This macro is meant for use in small problems for which efficiency of access is not a major concern. Thus, in terms of the indices m and n ranging from 1 to N with (m, n) within the band defined by `mupper` and `mlower`, the Jacobian element $J(m, n)$ can be loaded using the statement `SM_ELEMENT_B(J, m-1, n-1) = J(m, n)`. The elements within the band are those with $-mupper \leq m - n \leq mlower$. Alternatively, `SM_COLUMN_B(J, j)` returns a pointer to the diagonal element of the j -th column of `Jac`, and if we assign this address to `sunrealtype *col_j`, then the i -th element of the j -th column is given by `SM_COLUMN_ELEMENT_B(col_j, i, j)`, counting from 0. Thus, for (m, n) within the band, $J(m, n)$ can be loaded by setting `col_n = SM_COLUMN_B(J, n-1); SM_COLUMN_ELEMENT_B(col_n, m-1, n-1) = J(m, n)`. The elements of the j -th column can also be accessed via ordinary array indexing, but this approach requires knowledge of the underlying storage for a band matrix of type `SUNMATRIX_BAND`. The array `col_n` can be indexed from $-mupper$ to `mlower`. For large problems, it is more efficient to use `SM_COLUMN_B` and `SM_COLUMN_ELEMENT_B` than to use the `SM_ELEMENT_B` macro. As in the dense case, these macros all number rows and columns starting from 0. The `SUNMATRIX_BAND` type and accessor macros are documented in §7.6.

Sparse: A user-supplied sparse Jacobian function must load the N by N compressed-sparse-column or compressed-sparse-row matrix `Jac` with an approximation to the Jacobian matrix $J(t, y)$ at the point (t, y) . Storage for `Jac` already exists on entry to this function, although the user should ensure that sufficient space is allocated in `Jac` to hold the nonzero values to be set; if the existing space is insufficient the user may reallocate the data and index arrays as needed. The amount of allocated space in a `SUNMATRIX_SPARSE` object may be accessed using the macro `SM_NNZ_S` or the routine `SUNSparseMatrix_NNZ`. The `SUNMATRIX_SPARSE` type and accessor macros are documented in §7.8.

Added in version 4.0.0: Replaces the deprecated type `CVDlsJacFn`.

5.1.4.7 Linear system construction (matrix-based linear solvers)

With matrix-based linear solver modules, as an alternative to optionally supplying a function for evaluating the Jacobian of the ODE right-hand side function, the user may optionally supply a function of type `CVLsLinSysFn` for evaluating the linear system, $M = I - \gamma J$ (or an approximation of it). `CVLsLinSysFn` is defined as follows:

```
typedef int (*CVLsLinSysFn)(sunrealtype t, N_Vector y, N_Vector fy, SUNMatrix M, sunbooleantype jok,
sunbooleantype *jcur, sunrealtype gamma, void *user_data, N_Vector tmp1, N_Vector tmp2, N_Vector tmp3);
```

This function computes the linear system matrix $M = I - \gamma J$ (or an approximation to it).

Arguments:

- `t` – the current value of the independent variable.

- y – the current value of the dependent variable vector, namely the predicted value of $y(t)$.
- fy – the current value of the vector $f(t, y)$.
- M – the output linear system matrix.
- jok – an input flag indicating whether the Jacobian-related data needs to be updated. The jok flag enables reusing of Jacobian data across linear solves however, the user is responsible for storing Jacobian data for reuse. $jok = \text{SUNFALSE}$ means that the Jacobian-related data must be recomputed from scratch. $jok = \text{SUNTRUE}$ means that the Jacobian data, if saved from the previous call to this function, can be reused (with the current value of γ). A call with $jok = \text{SUNTRUE}$ can only occur after a call with $jok = \text{SUNFALSE}$.
- $jcur$ – a pointer to a flag which should be set to SUNTRUE if Jacobian data was recomputed, or set to SUNFALSE if Jacobian data was not recomputed, but saved data was still reused.
- γ – the scalar γ appearing in the matrix $M = I - \gamma J$.
- $user_data$ – a pointer to user data, the same as the $user_data$ parameter passed to [CvodeSetUserData\(\)](#).
- $tmp1$, $tmp2$, $tmp3$ – are pointers to memory allocated for variables of type `N_Vector` which can be used by a `CVLSLinSysFn` function as temporary storage or work space.

Return value:

Should return 0 if successful, a positive value if a recoverable error occurred (in which case CVODES will attempt to correct, while CVLS sets `last_flag` to `CVLS_JACFUNC_RECVR`), or a negative value if it failed unrecoverably (in which case the integration is halted, [Cvode\(\)](#) returns `CV_LSETUP_FAIL` and CVLS sets `last_flag` to `CVLS_JACFUNC_UNRECVR`).

5.1.4.8 Jacobian-vector product (matrix-free linear solvers)

If a matrix-free linear solver is to be used (i.e., a `NULL`-valued `SUNMATRIX` was supplied to [CvodeSetLinearSolver\(\)](#), the user may provide a function of type [CVLSJacTimesVecFn](#) in the following form, to compute matrix-vector products Jv . If such a function is not supplied, the default is a difference quotient approximation to these products.

```
typedef int (*CVLSJacTimesVecFn)(N_Vector v, N_Vector Jv, sunrealtype t, N_Vector y, N_Vector fy, void
*user_data, N_Vector tmp);
```

This function computes the product $Jv = \frac{\partial f(t, y)}{\partial y} v$ (or an approximation to it).

Arguments:

- v – the vector by which the Jacobian must be multiplied.
- Jv – the output vector computed.
- t – the current value of the independent variable.
- y – the current value of the dependent variable vector.
- fy – the current value of the vector $f(t, y)$.
- $user_data$ – a pointer to user data, the same as the $user_data$ parameter passed to [CvodeSetUserData\(\)](#).
- tmp – a pointer to memory allocated for a variable of type `N_Vector` which can be used for work space.

Return value:

The value returned by the Jacobian-vector product function should be 0 if successful. Any other return value will result in an unrecoverable error of the generic Krylov solver, in which case the integration is halted.

Notes:

This function must return a value of Jv that uses the *current* value of J , i.e. as evaluated at the current (t, y) .

If the user's `CVLsJacTimesVecFn` function uses difference quotient approximations, it may need to access quantities not in the argument list. These include the current step size, the error weights, etc. To obtain these, the user will need to add a pointer to `ccode_mem` to `user_data` and then use the `CCodeGet*` functions described in §5.1.3.12. The unit roundoff can be accessed as `SUN_UNIT_ROUNDOFF` defined in `sundials_types.h`.

Added in version 4.0.0: Replaces the deprecated type `CVSpilsJacTimesVecFn`.

5.1.4.9 Jacobian-vector product setup (matrix-free linear solvers)

If the user's Jacobian-times-vector routine requires that any Jacobian-related data be preprocessed or evaluated, then this needs to be done in a user-supplied function of type `CVLsJacTimesSetupFn`, defined as follows:

```
typedef int (*CVLsJacTimesSetupFn)(sunrealtype t, N_Vector y, N_Vector fy, void *user_data);
```

This function preprocesses and/or evaluates Jacobian-related data needed by the Jacobian-times-vector routine.

Arguments:

- `t` – the current value of the independent variable.
- `y` – the current value of the dependent variable vector.
- `fy` – the current value of the vector $f(t, y)$.
- `user_data` – a pointer to user data, the same as the `user_data` parameter passed to `CCodeSetUserData()`.

Return value:

The value returned by the Jacobian-vector setup function should be 0 if successful, positive for a recoverable error (in which case the step will be retried), or negative for an unrecoverable error (in which case the integration is halted).

Notes:

Each call to the Jacobian-vector setup function is preceded by a call to the `CVRhsFn` user function with the same (t, y) arguments. Thus, the setup function can use any auxiliary data that is computed and saved during the evaluation of the ODE right-hand side.

If the user's `CVLsJacTimesSetupFn` function uses difference quotient approximations, it may need to access quantities not in the argument list. These include the current step size, the error weights, etc. To obtain these, the user will need to add a pointer to `ccode_mem` to `user_data` and then use the `CCodeGet*` functions described in §5.1.3.12. The unit roundoff can be accessed as `SUN_UNIT_ROUNDOFF` defined in `sundials_types.h`.

Added in version 4.0.0: Replaces the deprecated type `CVSpilsJacTimesSetupFn`.

5.1.4.10 Preconditioner solve (iterative linear solvers)

If a user-supplied preconditioner is to be used with a `SUNLinearSolver` module, then the user must provide a function to solve the linear system $Pz = r$, where P may be either a left or right preconditioner matrix. Here P should approximate (at least crudely) the matrix $M = I - \gamma J$, where $J = \frac{\partial f}{\partial y}$. If preconditioning is done on both sides, the product of the two preconditioner matrices should approximate M . This function must be of type `CVLSPrecSolveFn`, defined as follows:

```
typedef int (*CVLSPrecSolveFn)(sunrealtype t, N_Vector y, N_Vector fy, N_Vector r, N_Vector z, sunrealtype
gamma, sunrealtype delta, int lr, void *user_data);
```

This function solves the preconditioned system $Pz = r$.

Arguments:

- `t` – the current value of the independent variable.
- `y` – the current value of the dependent variable vector.
- `fy` – the current value of the vector $f(t, y)$.
- `r` – the right-hand side vector of the linear system.
- `z` – the computed output vector.
- `gamma` – the scalar *gamma* in the matrix given by $M = I - \gamma J$.
- `delta` – an input tolerance to be used if an iterative method is employed in the solution. In that case, the residual vector $Res = r - Pz$ of the system should be made less than `delta` in the weighted l_2 norm, i.e., $\sqrt{\sum_i (Res_i \cdot ewt_i)^2} < \text{delta}$. To obtain the `N_Vector` `ewt`, call `CVodeGetErrWeights()`.
- `lr` – an input flag indicating whether the preconditioner solve function is to use the left preconditioner (`lr = 1`) or the right preconditioner (`lr = 2`).
- `user_data` – a pointer to user data, the same as the `user_data` parameter passed to `CVodeSetUserData()`.

Return value:

The value returned by the preconditioner solve function is a flag indicating whether it was successful. This value should be 0 if successful, positive for a recoverable error (in which case the step will be retried), or negative for an unrecoverable error (in which case the integration is halted).

Added in version 4.0.0: Replaces the deprecated type `CVSpilsPrecSolveFn`.

5.1.4.11 Preconditioner setup (iterative linear solvers)

If the user's preconditioner requires that any Jacobian-related data be preprocessed or evaluated, then this needs to be done in a user-supplied function of type `CVLSPrecSetupFn`, defined as follows:

```
typedef int (*CVLSPrecSetupFn)(sunrealtype t, N_Vector y, N_Vector fy, sunbooleantype jok, sunbooleantype
*jcurPtr, sunrealtype gamma, void *user_data);
```

This function preprocesses and/or evaluates Jacobian-related data needed by the preconditioner.

Arguments:

- `t` – the current value of the independent variable.
- `y` – the current value of the dependent variable vector, namely the predicted value of $y(t)$.
- `fy` – the current value of the vector $f(t, y)$.

- **jok** – an input flag indicating whether the Jacobian-related data needs to be updated. The **jok** argument provides for the reuse of Jacobian data in the preconditioner solve function. **jok** = **SUNFALSE** means that the Jacobian-related data must be recomputed from scratch. **jok** = **SUNTRUE** means that the Jacobian data, if saved from the previous call to this function, can be reused (with the current value of γ). A call with **jok** = **SUNTRUE** can only occur after a call with **jok** = **SUNFALSE**.
- **jcur** – a pointer to a flag which should be set to **SUNTRUE** if Jacobian data was recomputed, or set to **SUNFALSE** if Jacobian data was not recomputed, but saved data was still reused.
- **gamma** – the scalar γ appearing in the matrix $M = I - \gamma J$.
- **user_data** – a pointer to user data, the same as the **user_data** parameter passed to [CvodeSetUserData\(\)](#).

Return value:

The value returned by the preconditioner setup function is a flag indicating whether it was successful. This value should be 0 if successful, positive for a recoverable error (in which case the step will be retried), or negative for an unrecoverable error (in which case the integration is halted).

Notes:

The operations performed by this function might include forming a crude approximate Jacobian and performing an LU factorization of the resulting approximation to $M = I - \gamma J$.

With the default nonlinear solver (the native SUNDIALS Newton method), each call to the preconditioner setup function is preceded by a call to the [CVRhsFn](#) user function with the same (t, y) arguments. Thus, the preconditioner setup function can use any auxiliary data that is computed and saved during the evaluation of the ODE right-hand side. In the case of a user-supplied or external nonlinear solver, this is also true if the nonlinear system function is evaluated prior to calling the linear solver setup function (see §9.1.4 for more information).

This function is not called in advance of every call to the preconditioner solve function, but rather is called only as often as needed to achieve convergence in the nonlinear solver.

If the user's **CVLsPrecSetupFn** function uses difference quotient approximations, it may need to access quantities not in the call list. These include the current step size, the error weights, etc. To obtain these, the user will need to add a pointer to **cvode_mem** to **user_data** and then use the **CvodeGet*** functions described in §5.1.3.12. The unit roundoff can be accessed as **SUN_UNIT_ROUNDOFF** defined in **sundials_types.h**.

Added in version 4.0.0: Replaces the deprecated function type **CVSpilsPrecSetupFn**.

5.2 Integration of pure quadrature equations

CVODES allows the ODE system to include *pure quadratures*. In this case, it is more efficient to treat the quadratures separately by excluding them from the nonlinear solution stage. To do this, begin by excluding the quadrature variables from the vector **y** and excluding the quadrature equations from within **res**. Thus a separate vector **yQ** of quadrature variables is to satisfy $(d/dt)yQ = f_Q(t, y)$.

The following is an overview of the sequence of calls in a user's main program in this situation. Steps that are unchanged from the skeleton presented in §5.1.2 are grayed out and new or modified steps are in bold.

1. Initialize parallel or multi-threaded environment, if appropriate
2. Create the SUNDIALS context object
3. Set vector of initial values
4. Create CVODES object
5. Initialize CVODES solver

6. Specify integration tolerances

7. Create matrix object

8. Create linear solver object

9. Set linear solver optional inputs

10. Attach linear solver module

11. Set optional inputs

12. Create nonlinear solver object (*optional*)

13. Attach nonlinear solver module (*optional*)

14. Set nonlinear solver optional inputs (*optional*)

15. **Set vector `yQ0` of initial values for quadrature variables**

Typically, the quadrature variables should be initialized to 0.

16. **Initialize quadrature integration**

Call `CVodeQuadInit()` to specify the quadrature equation right-hand side function and to allocate internal memory related to quadrature integration. See §5.2.1 for details.

17. **Set optional inputs for quadrature integration**

Call `CVodeSetQuadErrCon()` to indicate whether or not quadrature variables should be used in the step size control mechanism, and to specify the integration tolerances for quadrature variables. See §5.2.4 for details.

18. Specify rootfinding problem (*optional*)

19. Advance solution in time

20. **Extract quadrature variables**

Call `CVodeGetQuad()` to obtain the values of the quadrature variables at the current time.

21. Get optional outputs

22. **Get quadrature optional outputs**

Call `CVodeGetQuad**` functions to obtain optional output related to the integration of quadratures. See §5.2.5 for details.

23. Destroy objects

24. Finalize MPI, if used

`CVodeQuadInit()` can be called and quadrature-related optional inputs can be set anywhere between the steps creating the CVODES object and advancing the solution in time.

5.2.1 Quadrature initialization and deallocation functions

The function `CVodeQuadInit()` activates integration of quadrature equations and allocates internal memory related to these calculations. The form of the call to this function is as follows:

```
int CVodeQuadInit(void *cvmem, CVQuadRhsFn fQ, N_Vector yQ0)
```

The function `CVodeQuadInit` provides required problem specifications, allocates internal memory, and initializes quadrature integration.

Arguments:

- `cvmem` – pointer to the CVODES memory block returned by `CVodeCreate()`.

- f_Q – is the C function which computes f_Q , the right-hand side of the quadrature equations.
- y_{Q0} – is the initial value of y_Q typically y_{Q0} has all zero components.

Return value:

- CV_SUCCESS – The call to `CVodeQuadInit` was successful.
- CV_MEM_NULL – The CVODES memory was not initialized by a prior call to `CVodeCreate()`.
- CV_MEM_FAIL – A memory allocation request failed.

Notes:

If an error occurred, `CVodeQuadInit` also sends an error message to the error handler function.

In terms of the number of quadrature variables N_q and maximum method order `maxord`, the size of the real workspace is increased as follows:

- Base value: $\text{lenrw} = \text{lenrw} + (\text{maxord} + 5)N_q$
- If using `CVodeSVtolerances()` (see `CVodeSetQuadErrCon()`): $\text{lenrw} = \text{lenrw} + N_q$

the size of the integer workspace is increased as follows:

- Base value: $\text{leniw} = \text{leniw} + (\text{maxord} + 5)N_q$
- If using `CVodeSVtolerances()`: $\text{leniw} = \text{leniw} + N_q$

The function `CVodeQuadReInit()`, useful during the solution of a sequence of problems of same size, reinitializes the quadrature-related internal memory and must follow a call to `CVodeQuadInit()` (and maybe a call to `CVodeReInit()`). The number N_q of quadratures is assumed to be unchanged from the prior call to `CVodeQuadInit()`. The call to the `CVodeQuadReInit()` function has the following form:

```
int CVodeQuadReInit(void *cnode_mem, N_Vector yQ0)
```

The function `CVodeQuadReInit` provides required problem specifications and reinitializes the quadrature integration.

Arguments:

- `cnode_mem` – pointer to the CVODES memory block.
- y_{Q0} – is the initial value of y_Q .

Return value:

- CV_SUCCESS – The call to `CVodeReInit` was successful.
- CV_MEM_NULL – The CVODES memory was not initialized by a prior call to `CVodeCreate`.
- CV_NO_QUAD – Memory space for the quadrature integration was not allocated by a prior call to `CVodeQuadInit`.

Notes:

If an error occurred, `CVodeQuadReInit` also sends an error message to the error handler function.

```
void CVodeQuadFree(void *cnode_mem)
```

The function `CVodeQuadFree` frees the memory allocated for quadrature integration.

Arguments:

- `cnode_mem` – pointer to the CVODES memory block

Return value:

- The function has no return value.

Notes:

In general, `CVodeQuadFree` need not be called by the user as it is invoked automatically by `CVodeFree()`.

5.2.2 CVODES solver function

Even if quadrature integration was enabled, the call to the main solver function `CVode()` is exactly the same as in §5.1. However, in this case the return value `flag` can also be one of the following:

- The quadrature right-hand side function failed in an unrecoverable manner.
- The quadrature right-hand side function failed at the first call.
- Convergence test failures occurred too many times due to repeated recoverable errors in the quadrature right-hand side function. This value will also be returned if the quadrature right-hand side function had repeated recoverable errors during the estimation of an initial step size (assuming the quadrature variables are included in the error tests).
- The quadrature right-hand function had a recoverable error, but no recovery was possible. This failure mode is rare, as it can occur only if the quadrature right-hand side function fails recoverably after an error test failed while at order one.

5.2.3 Quadrature extraction functions

If quadrature integration has been initialized by a call to `CVodeQuadInit()`, or reinitialized by a call to `CVodeQuadReInit()`, then CVODES computes both a solution and quadratures at time `t`. However, `CVode()` will still return only the solution `y` in `yout`. Solution quadratures can be obtained using the following function:

```
int CVodeGetQuad(void *ccode_mem, sunrealtype *tret, N_Vector yQ)
```

The function `CVodeGetQuad` returns the quadrature solution vector after a successful return from `CVode`.

Arguments:

- `ccode_mem` – pointer to the memory previously allocated by `CVodeInit`.
- `tret` – the time reached by the solver output.
- `yQ` – the computed quadrature vector. This vector must be allocated by the user.

Return value:

- `CV_SUCCESS` – `CVodeGetQuad` was successful.
- `CV_MEM_NULL` – `ccode_mem` was `NULL`.
- `CV_NO_QUAD` – Quadrature integration was not initialized.
- `CV_BAD_DKY` – `yQ` is `NULL`.

Notes:

In case of an error return, an error message is also sent to the error handler function.

The function `CVodeGetQuadDky()` computes the `k`-th derivatives of the interpolating polynomials for the quadrature variables at time `t`. This function is called by `CVodeGetQuad()` with `k = 0` and with the current time at which `CVode()` has returned, but may also be called directly by the user.

```
int CVodeGetQuadDky(void *ccode_mem, sunrealtype t, int k, N_Vector dkyQ)
```

The function `CVodeGetQuadDky` returns derivatives of the quadrature solution vector after a successful return from `CVode()`.

Arguments:

- `ccode_mem` – pointer to the memory previously allocated by `CVodeInit()`.
- `t` – the time at which quadrature information is requested. The time `t` must fall within the interval defined by the last successful step taken by CVODES.
- `k` – order of the requested derivative. This must be $\leq \text{qlast}$.
- `dkyQ` – the vector containing the derivative. This vector must be allocated by the user.

Return value:

- `CV_SUCCESS` – `CVodeGetQuadDky` succeeded.
- `CV_MEM_NULL` – The pointer to `ccode_mem` was `NULL`.
- `CV_NO_QUAD` – Quadrature integration was not initialized.
- `CV_BAD_DKY` – The vector `dkyQ` is `NULL`.
- `CV_BAD_K` – `k` is not in the range $0, 1, \dots, \text{qlast}$.
- `CV_BAD_T` – The time `t` is not in the allowed range.

Notes:

In case of an error return, an error message is also sent to the error handler function.

5.2.4 Optional inputs for quadrature integration

CVODES provides the following optional input functions to control the integration of quadrature equations.

int **CVodeSetQuadErrCon**(void *ccode_mem, *sunbooleantype* errconQ)

The function `CVodeSetQuadErrCon` specifies whether or not the quadrature variables are to be used in the step size control mechanism within CVODES. If they are, the user must call `CVodeQuadSStolerances()` or `CVodeQuadSVtolerances()` to specify the integration tolerances for the quadrature variables.

Arguments:

- `ccode_mem` – pointer to the CVODES memory block.
- `errconQ` – specifies whether quadrature variables are included `SUNTRUE` or not `SUNFALSE` in the error control mechanism.

Return value:

- `CV_SUCCESS` – The optional value has been successfully set.
- `CV_MEM_NULL` – The `ccode_mem` pointer is `NULL`.
- `CV_NO_QUAD` – Quadrature integration has not been initialized.

Notes:

By default, `errconQ` is set to `SUNFALSE`.

This routine will be called by `CVodeSetOptions()` when using the key “`cvid.quad_err_con`”.

Warning

It is illegal to call `CVodeSetQuadErrCon` before a call to `CVodeQuadInit`.

If the quadrature variables are part of the step size control mechanism, one of the following functions must be called to specify the integration tolerances for quadrature variables.

int **CVodeQuadSStolerances**(void *ccode_mem, *sunrealtype* reltolQ, *sunrealtype* abstolQ)

The function CVodeQuadSStolerances specifies scalar relative and absolute tolerances.

Arguments:

- ccode_mem – pointer to the CVODES memory block.
- reltolQ – is the scalar relative error tolerance.
- abstolQ – is the scalar absolute error tolerance.

Return value:

- CV_SUCCESS – The optional value has been successfully set.
- CV_NO_QUAD – Quadrature integration was not initialized.
- CV_MEM_NULL – The ccode_mem pointer is NULL.
- CV_ILL_INPUT – One of the input tolerances was negative.

Notes:

This routine will be called by *CVodeSetOptions()* when using the key “cvid.quad_scalar_tolerances”.

int **CVodeQuadSVtolerances**(void *ccode_mem, *sunrealtype* reltolQ, *N_Vector* abstolQ)

The function CVodeQuadSVtolerances specifies scalar relative and vector absolute tolerances.

Arguments:

- ccode_mem – pointer to the CVODES memory block.
- reltolQ – is the scalar relative error tolerance.
- abstolQ – the vector of absolute error tolerances.

Return value:

- CV_SUCCESS – The optional value has been successfully set.
- CV_NO_QUAD – Quadrature integration was not initialized.
- CV_MEM_NULL – The ccode_mem pointer is NULL.
- CV_ILL_INPUT – One of the input tolerances was negative.

5.2.5 Optional outputs for quadrature integration

CVODES provides the following functions that can be used to obtain solver performance information related to quadrature integration.

int **CVodeGetQuadNumRhsEvals**(void *ccode_mem, long int nfQevals)

The function CVodeGetQuadNumRhsEvals returns the number of calls made to the user’s quadrature right-hand side function.

Arguments:

- ccode_mem – pointer to the CVODES memory block.
- nfQevals – number of calls made to the user’s fQ function.

Return value:

- CV_SUCCESS – The optional output value has been successfully set.
- CV_MEM_NULL – The ccode_mem pointer is NULL.

- CV_NO_QUAD – Quadrature integration has not been initialized.

int **CVodeGetQuadNumErrTestFails**(void *ccode_mem, long int nQetfails)

The function CVodeGetQuadNumErrTestFails returns the number of local error test failures due to quadrature variables.

Arguments:

- ccode_mem – pointer to the CVODES memory block.
- nQetfails – number of error test failures due to quadrature variables.

Return value:

- CV_SUCCESS – The optional output value has been successfully set.
- CV_MEM_NULL – The ccode_mem pointer is NULL.
- CV_NO_QUAD – Quadrature integration has not been initialized.

int **CVodeGetQuadErrWeights**(void *ccode_mem, *N_Vector* eQweight)

The function CVodeGetQuadErrWeights returns the quadrature error weights at the current time.

Arguments:

- ccode_mem – pointer to the CVODES memory block.
- eQweight – quadrature error weights at the current time.

Return value:

- CV_SUCCESS – The optional output value has been successfully set.
- CV_MEM_NULL – The ccode_mem pointer is NULL.
- CV_NO_QUAD – Quadrature integration has not been initialized.

Notes:

The user must allocate memory for eQweight. If quadratures were not included in the error control mechanism (through a call to CVodeSetQuadErrCon with errconQ = SUNTRUE), CVodeGetQuadErrWeights does not set the eQweight vector.

int **CVodeGetQuadStats**(void *ccode_mem, long int nfQevals, long int nQetfails)

The function CVodeGetQuadStats returns the CVODES integrator statistics as a group.

Arguments:

- ccode_mem – pointer to the CVODES memory block.
- nfQevals – number of calls to the user's fQ function.
- nQetfails – number of error test failures due to quadrature variables.

Return value:

- CV_SUCCESS – the optional output values have been successfully set.
- CV_MEM_NULL – the ccode_mem pointer is NULL.
- CV_NO_QUAD – Quadrature integration has not been initialized.

5.2.6 User supplied functions for quadrature integration

For integration of quadrature equations, the user must provide a function that defines the right-hand side of the quadrature equations (in other words, the integrand function of the integral that must be evaluated). This function must be of type `CVQuadRhsFn` defined as follows:

```
typedef int (*CVQuadRhsFn)(sunrealtype t, N_Vector y, N_Vector yQdot, void *user_data)
```

This function computes the quadrature equation right-hand side for a given value of the independent variable t and state vector y .

Arguments:

- t – is the current value of the independent variable.
- y – is the current value of the dependent variable vector, $y(t)$.
- $yQdot$ – is the output vector $f_Q(t, y)$.
- $user_data$ – is the $user_data$ pointer passed to `CVodeSetUserData()`.

Return value:

A `CVQuadRhsFn` should return 0 if successful, a positive value if a recoverable error occurred (in which case CVODES will attempt to correct), or a negative value if it failed unrecoverably (in which case the integration is halted and `CV_QRHSFUNC_FAIL` is returned).

Notes:

Allocation of memory for $yQdot$ is automatically handled within CVODES.

Both y and $yQdot$ are of type `N_Vector`, but they typically have different internal representations. It is the user's responsibility to access the vector data consistently (including the use of the correct accessor macros from each `N_Vector` implementation). For the sake of computational efficiency, the vector functions in the two `N_Vector` implementations provided with CVODES do not perform any consistency checks with respect to their `N_Vector` arguments.

There are two situations in which recovery is not possible even if `CVQuadRhsFn` function returns a recoverable error flag. One is when this occurs at the very first call to the `CVQuadRhsFn` (in which case CVODES returns `CV_FIRST_QRHSFUNC_ERR`). The other is when a recoverable error is reported by `CVQuadRhsFn` after an error test failure, while the linear multistep method order is equal to 1 (in which case CVODES returns `CV_UNREC_QRHSFUNC_ERR`).

5.2.7 Preconditioner modules

The efficiency of Krylov iterative methods for the solution of linear systems can be greatly enhanced through preconditioning. For problems in which the user cannot define a more effective, problem-specific preconditioner, CVODES provides a banded preconditioner in the module `CVBANDPRE` and a band-block-diagonal preconditioner module `CVBBDPRE`.

5.2.7.1 A serial banded preconditioner module

This preconditioner provides a band matrix preconditioner for use with iterative `SUNLinearSolver` modules through the CVLS linear solver interface, in a serial setting. It uses difference quotients of the ODE right-hand side function f to generate a band matrix of bandwidth $m_l + m_u + 1$, where the number of super-diagonals (m_u , the upper half-bandwidth) and sub-diagonals (m_l , the lower half-bandwidth) are specified by the user, and uses this to form a preconditioner for use with the Krylov linear solver. Although this matrix is intended to approximate the Jacobian $\frac{\partial f}{\partial y}$, it may be a very crude approximation. The true Jacobian need not be banded, or its true bandwidth may be larger than $m_l + m_u + 1$, as long as the banded approximation generated here is sufficiently accurate to speed convergence as a preconditioner.

In order to use the CVBANDPRE module, the user need not define any additional functions. Aside from the header files required for the integration of the ODE problem (see §5.1.1), to use the CVBANDPRE module, the main program must include the header file `cvode_bandpre.h` which declares the needed function prototypes.

The following is a summary of the usage of this module. Steps that are unchanged from the skeleton presented in §5.1.2 are grayed out and new steps are in bold.

1. Initialize multi-threaded environment, if appropriate
2. Create the SUNDIALS context object.
3. Set vector of initial values
4. Create CVODES object
5. Initialize CVODES solver
6. Specify integration tolerances
7. **Create linear solver object**

When creating the iterative linear solver object, specify the type of preconditioning (SUN_PREC_LEFT or SUN_PREC_RIGHT) to use.

8. Set linear solver optional inputs
9. Attach linear solver module
10. **Initialize the CVBANDPRE preconditioner module**

Specify the upper and lower half-bandwidths (`mu` and `ml`, respectively) and call

```
flag = CVBandPrecInit(cvode_mem, N, mu, ml);
```

to allocate memory and initialize the internal preconditioner data.

11. Set optional inputs

Warning

The user should not overwrite the preconditioner setup function or solve function through calls to the *CVode-SetPreconditioner()* optional input function.

12. Create nonlinear solver object
13. Attach nonlinear solver module
14. Set nonlinear solver optional inputs
15. Specify rootfinding problem
16. Advance solution in time
17. **Get optional outputs**

Additional optional outputs associated with CVBANDPRE are available by way of two routines described below, *CVBandPrecGetWorkSpace()* and *CVBandPrecGetNumRhsEvals()*.

18. Destroy objects

The CVBANDPRE preconditioner module is initialized and attached by calling the following function:

int **CVBandPrecInit**(void *ccode_mem, *sunindextype* N, *sunindextype* mu, *sunindextype* ml)

The function CVBandPrecInit initializes the CVBANDPRE preconditioner and allocates required (internal) memory for it.

Arguments:

- ccode_mem – pointer to the CVODES memory block.
- N – problem dimension.
- mu – upper half-bandwidth of the Jacobian approximation.
- ml – lower half-bandwidth of the Jacobian approximation.

Return value:

- CVLS_SUCCESS – The call to CVBandPrecInit was successful.
- CVLS_MEM_NULL – The ccode_mem pointer is NULL.
- CVLS_MEM_FAIL – A memory allocation request has failed.
- CVLS_LMEM_NULL – A CVLS linear solver memory was not attached.
- CVLS_ILL_INPUT – The supplied vector implementation was not compatible with block band preconditioner.

Notes:

The banded approximate Jacobian will have nonzero elements only in locations (i, j) with $ml \leq j - i \leq mu$.

The following two optional output functions are available for use with the CVBANDPRE module:

int **CVBandPrecGetWorkSpace**(void *ccode_mem, long int *lenrwBP, long int *leniwBP)

The function CVBandPrecGetWorkSpace returns the sizes of the CVBANDPRE real and integer workspaces.

Arguments:

- ccode_mem – pointer to the CVODES memory block.
- lenrwBP – the number of *sunrealtype* values in the CVBANDPRE workspace.
- leniwBP – the number of integer values in the CVBANDPRE workspace.

Return value:

- CVLS_SUCCESS – The optional output values have been successfully set.
- CVLS_PMEM_NULL – The CVBANDPRE preconditioner has not been initialized.

Notes:

The workspace requirements reported by this routine correspond only to memory allocated within the CVBANDPRE module (the banded matrix approximation, banded SUNLinearSolver object, and temporary vectors).

The workspaces referred to here exist in addition to those given by the corresponding function [CVodeGetLinWorkSpace\(\)](#).

Deprecated since version 7.3.0: Work space functions will be removed in version 8.0.0.

int **CVBandPrecGetNumRhsEvals**(void *ccode_mem, long int *nfevalsBP)

The function CVBandPrecGetNumRhsEvals returns the number of calls made to the user-supplied right-hand side function for the finite difference banded Jacobian approximation used within the preconditioner setup function.

Arguments:

- ccode_mem – pointer to the CVODES memory block.

- `nfevalsBP` – the number of calls to the user right-hand side function.

Return value:

- `CVLS_SUCCESS` – The optional output value has been successfully set.
- `CVLS_PMEM_NULL` – The CVBANDPRE preconditioner has not been initialized.

Notes:

The counter `nfevalsBP` is distinct from the counter `nfevalsLS` returned by the corresponding function `CVodeGetNumLinRhsEvals()` and `nfevals` returned by `CVodeGetNumRhsEvals()`. The total number of right-hand side function evaluations is the sum of all three of these counters.

5.2.7.2 A parallel band-block-diagonal preconditioner module

A principal reason for using a parallel ODE solver such as CVODES lies in the solution of partial differential equations (PDEs). Moreover, the use of a Krylov iterative method for the solution of many such problems is motivated by the nature of the underlying linear system of equations (2.8) that must be solved at each time step. The linear algebraic system is large, sparse, and structured. However, if a Krylov iterative method is to be effective in this setting, then a nontrivial preconditioner needs to be used. Otherwise, the rate of convergence of the Krylov iterative method is usually unacceptably slow. Unfortunately, an effective preconditioner tends to be problem-specific.

However, we have developed one type of preconditioner that treats a rather broad class of PDE-based problems. It has been successfully used for several realistic, large-scale problems [42] and is included in a software module within the CVODES package. This module works with the parallel vector module `NVECTOR_PARALLEL` and is usable with any of the Krylov iterative linear solvers through the CVLS interface. It generates a preconditioner that is a block-diagonal matrix with each block being a band matrix. The blocks need not have the same number of super- and sub-diagonals and these numbers may vary from block to block. This Band-Block-Diagonal Preconditioner module is called CVBBDPRE.

One way to envision these preconditioners is to think of the domain of the computational PDE problem as being subdivided into M non-overlapping subdomains. Each of these subdomains is then assigned to one of the M processes to be used to solve the ODE system. The basic idea is to isolate the preconditioning so that it is local to each process, and also to use a (possibly cheaper) approximate right-hand side function. This requires the definition of a new function $g(t, y)$ which approximates the function $f(t, y)$ in the definition of the ODE system (2.1). However, the user may set $g = f$. Corresponding to the domain decomposition, there is a decomposition of the solution vector y into M disjoint blocks y_m , and a decomposition of g into blocks g_m . The block g_m depends both on y_m and on components of blocks $y_{m'}$ associated with neighboring subdomains (so-called ghost-cell data). Let \bar{y}_m denote y_m augmented with those other components on which g_m depends. Then we have

$$g(t, y) = [g_1(t, \bar{y}_1) \quad g_2(t, \bar{y}_2) \quad \cdots \quad g_M(t, \bar{y}_M)]^T$$

and each of the blocks $g_m(t, \bar{y}_m)$ is uncoupled from the others.

The preconditioner associated with this decomposition has the form

$$P = \begin{bmatrix} P_1 & & & \\ & P_2 & & \\ & & \ddots & \\ & & & P_M \end{bmatrix}$$

where

$$P_m \approx I - \gamma J_m$$

and J_m is a difference quotient approximation to $\partial g_m / \partial y_m$. This matrix is taken to be banded, with upper and lower half-bandwidths `mudq` and `mldq` defined as the number of non-zero diagonals above and below the main diagonal,

respectively. The difference quotient approximation is computed using $\text{mudq} + \text{mldq} + 2$ evaluations of g_m , but only a matrix of bandwidth $\text{mukeep} + \text{mlkeep} + 1$ is retained. Neither pair of parameters need be the true half-bandwidths of the Jacobian of the local block of g , if smaller values provide a more efficient preconditioner. The solution of the complete linear system

$$Px = b$$

reduces to solving each of the equations

$$P_m x_m = b_m$$

and this is done by banded LU factorization of P_m followed by a banded backsolve.

Similar block-diagonal preconditioners could be considered with different treatments of the blocks P_m . For example, incomplete LU factorization or an iterative method could be used instead of banded LU factorization.

The CVBBDPRE module calls two user-provided functions to construct P : a required function `gloc` (of type `CVLocalFn`) which approximates the right-hand side function $g(t, y) \approx f(t, y)$ and which is computed locally, and an optional function `cfn` (of type `CVCommFn`) which performs all interprocess communication necessary to evaluate the approximate right-hand side g . These are in addition to the user-supplied right-hand side function f . Both functions take as input the same pointer `user_data` that is passed by the user to `CVodeSetUserData()` and that was passed to the user's function f . The user is responsible for providing space (presumably within `user_data`) for components of y that are communicated between processes by `cfn`, and that are then used by `gloc`, which should not do any communication.

```
typedef int (*CVLocalFn)(sunindextype Nlocal, sunrealtype t, N_Vector y, N_Vector glocal, void *user_data);
```

This `gloc` function computes $g(t, y)$. It loads the vector `glocal` as a function of `t` and `y`.

Arguments:

- `Nlocal` – the local vector length.
- `t` – the value of the independent variable.
- `y` – the dependent variable.
- `glocal` – the output vector.
- `user_data` – a pointer to user data, the same as the `user_data` parameter passed to `CVodeSetUserData()`.

Return value:

A `CVLocalFn` should return 0 if successful, a positive value if a recoverable error occurred (in which case CVODES will attempt to correct), or a negative value if it failed unrecoverably (in which case the integration is halted and `CVode()` returns `CV_LSETUP_FAIL`).

Notes:

This function must assume that all interprocess communication of data needed to calculate `glocal` has already been done, and that this data is accessible within `user_data`.

The case where g is mathematically identical to f is allowed.

```
typedef int (*CVCommFn)(sunindextype Nlocal, sunrealtype t, N_Vector y, void *user_data);
```

This `cfn` function performs all interprocess communication necessary for the execution of the `gloc` function above, using the input vector `y`.

Arguments:

- `Nlocal` – the local vector length.
- `t` – the value of the independent variable.
- `y` – the dependent variable.

- `user_data` – a pointer to user data, the same as the `user_data` parameter passed to `CVodeSetUserData()`.

Return value:

A `CVCommFn` should return 0 if successful, a positive value if a recoverable error occurred (in which case CVODES will attempt to correct), or a negative value if it failed unrecoverably (in which case the integration is halted and `CVode()` returns `CV_LSETUP_FAIL`).

Notes:

The `cfn` function is expected to save communicated data in space defined within the data structure `user_data`.

Each call to the `cfn` function is preceded by a call to the right-hand side function f with the same (t, y) arguments. Thus, `cfn` can omit any communication done by f if relevant to the evaluation of `glocal`. If all necessary communication was done in f , then `cfn = NULL` can be passed in the call to `CVBBDPrecInit()` (see below).

Besides the header files required for the integration of the ODE problem (see §5.1.1), to use the CVBBDPRE module, the main program must include the header file `cvode_bbdpre.h` which declares the needed function prototypes.

The following is a summary of the usage of this module. Steps that are unchanged from the skeleton presented in §5.1.2 are grayed out and new or modified steps are in bold.

1. Initialize MPI environment
2. Create the SUNDIALS context object
3. Set vector of initial values
4. Create CVODES object
5. Initialize CVODES solver
6. Specify integration tolerances
7. **Create linear solver object**

When creating the iterative linear solver object, specify the type of preconditioning (`SUN_PREC_LEFT` or `SUN_PREC_RIGHT`) to use.

8. Set linear solver optional inputs
9. Attach linear solver module
10. **Initialize the CVBBDPRE preconditioner module**

Specify the upper and lower half-bandwidths `mudq` and `mldq`, and `mukeep` and `mlkeep`, and call

```
flag = CVBBDPrecInit(&cvode_mem, local_N, mudq, mldq,
                    &mukeep, mlkeep, dqrely, gloc, cfn);
```

to allocate memory and initialize the internal preconditioner data. The last two arguments of `CVBBDPrecInit()` are the two user-supplied functions described above.

11. Set optional inputs

Warning

The user should not overwrite the preconditioner setup function or solve function through calls to the `CVodeSetPreconditioner()` optional input function.

12. Create nonlinear solver object

13. Attach nonlinear solver module
14. Set nonlinear solver optional inputs
15. Specify rootfinding problem
16. Advance solution in time
17. **Get optional outputs**

Additional optional outputs associated with CVBBDPRE are available by way of two routines described below, *CVBBDPrecGetWorkspace()* and *CVBBDPrecGetNumGfnEvals()*.

18. Destroy objects
19. Finalize MPI

The user-callable functions that initialize or re-initialize the CVBBDPRE preconditioner module are described next.

`int CVBBDPrecInit(void *ccode_mem, sunindextype local_N, sunindextype mudq, sunindextype mldq, sunindextype mukeep, sunindextype mlkeep, sunrealtype dqrely, CVLocalFn gloc, CVCommFn cfn)`

The function `CVBBDPrecInit` initializes and allocates (internal) memory for the CVBBDPRE preconditioner.

Arguments:

- `ccode_mem` – pointer to the CVODES memory block.
- `local_N` – local vector length.
- `mudq` – upper half-bandwidth to be used in the difference quotient Jacobian approximation.
- `mldq` – lower half-bandwidth to be used in the difference quotient Jacobian approximation.
- `mukeep` – upper half-bandwidth of the retained banded approximate Jacobian block.
- `mlkeep` – lower half-bandwidth of the retained banded approximate Jacobian block.
- `dqrely` – the relative increment in components of y used in the difference quotient approximations. The default is $\text{dqrely} = \sqrt{\text{unit roundoff}}$, which can be specified by passing `dqrely = 0.0`.
- `gloc` – the *CVLocalFn* function which computes the approximation $g(t, y) \approx f(t, y)$.
- `cfn` – the *CVCommFn* which performs all interprocess communication required for the computation of $g(t, y)$.

Return value:

- `CVLS_SUCCESS` – The function was successful
- `CVLS_MEM_NULL` – The `ccode_mem` pointer is NULL.
- `CVLS_MEM_FAIL` – A memory allocation request has failed.
- `CVLS_LMEM_NULL` – A CVLS linear solver memory was not attached.
- `CVLS_ILL_INPUT` – The supplied vector implementation was not compatible with block band preconditioner.

Notes:

If one of the half-bandwidths `mudq` or `mldq` to be used in the difference quotient calculation of the approximate Jacobian is negative or exceeds the value `local_N - 1`, it is replaced by 0 or `local_N - 1` accordingly.

The half-bandwidths `mudq` and `mldq` need not be the true half-bandwidths of the Jacobian of the local block of g when smaller values may provide a greater efficiency.

Also, the half-bandwidths `mukeep` and `mlkeep` of the retained banded approximate Jacobian block may be even smaller, to reduce storage and computational costs further.

For all four half-bandwidths, the values need not be the same on every processor.

The CVBBDPRE module also provides a reinitialization function to allow solving a sequence of problems of the same size, with the same linear solver choice, provided there is no change in `local_N`, `mukeep`, or `mlkeep`. After solving one problem, and after calling `CVodeReInit()` to re-initialize CVODES for a subsequent problem, a call to `CVBBDPrecReInit()` can be made to change any of the following: the half-bandwidths `mudq` and `mldq` used in the difference-quotient Jacobian approximations, the relative increment `dqrely`, or one of the user-supplied functions `gloc` and `cfn`. If there is a change in any of the linear solver inputs, an additional call to the “set” routines provided by the SUNLinearSolver module, and/or one or more of the corresponding CVLS “set” functions, must also be made (in the proper order).

int **CVBBDPrecReInit**(void *ccode_mem, *sunindextype* mudq, *sunindextype* mldq, *sunrealtype* dqrely)

The function CVBBDPrecReInit re-initializes the CVBBDPRE preconditioner.

Arguments:

- `ccode_mem` – pointer to the CVODES memory block.
- `mudq` – upper half-bandwidth to be used in the difference quotient Jacobian approximation.
- `mldq` – lower half-bandwidth to be used in the difference quotient Jacobian approximation.
- `dqrely` – the relative increment in components of

Return value:

- CVLS_SUCCESS – The function was successful
- CVLS_MEM_NULL – The `ccode_mem` pointer is NULL. `ccode_mem` pointer was NULL.
- CVLS_LMEM_NULL – A CVLS linear solver memory was not attached.
- CVLS_PMEM_NULL – The function `CVBBDPrecInit()` was not previously called

Notes:

If one of the half-bandwidths `mudq` or `mldq` is negative or exceeds the value `local_N-1`, it is replaced by 0 or `local_N-1` accordingly.

The following two optional output functions are available for use with the CVBBDPRE module:

int **CVBBDPrecGetWorkSpace**(void *ccode_mem, long int *lenrwBBDP, long int *leniwBBDP)

The function CVBBDPrecGetWorkSpace returns the local CVBBDPRE real and integer workspace sizes.

Arguments:

- `ccode_mem` – pointer to the CVODES memory block.
- `lenrwBBDP` – local number of *sunrealtype* values in the CVBBDPRE workspace.
- `leniwBBDP` – local number of integer values in the CVBBDPRE workspace.

Return value:

- CVLS_SUCCESS – The optional output value has been successfully set.
- CVLS_MEM_NULL – The `ccode_mem` pointer was NULL.
- CVLS_PMEM_NULL – The CVBBDPRE preconditioner has not been initialized.

Notes:

The workspace requirements reported by this routine correspond only to memory allocated within the CVBBDPRE module (the banded matrix approximation, banded SUNLinearSolver object, temporary vectors). These values are local to each process. The workspaces referred to here exist in addition to those given by the corresponding function `CVodeGetLinWorkSpace`.

Deprecated since version 7.3.0: Work space functions will be removed in version 8.0.0.

`int CVBBDPGetNumGfnEvals(void *ccode_mem, long int *ngevalsBBDP)`

The function `CVBBDPGetNumGfnEvals` returns the number of calls made to the user-supplied `gloc` function due to the finite difference approximation of the Jacobian blocks used within the preconditioner setup function.

Arguments:

- `ccode_mem` – pointer to the CVODES memory block.
- `ngevalsBBDP` – the number of calls made to the user-supplied `gloc` function due to the finite difference approximation of the Jacobian blocks used within the preconditioner setup function.

Return value:

- `CVLS_SUCCESS` – The optional output value has been successfully set.
- `CVLS_MEM_NULL` – The `ccode_mem` pointer was NULL.
- `CVLS_PMEM_NULL` – The CVBBDPRE preconditioner has not been initialized.

In addition to the `ngevalsBBDP` `gloc` evaluations, the costs associated with CVBBDPRE also include `nlinsetups` LU factorizations, `nlinsetups` calls to `cfm`, `npsolves` banded backsolve calls, and `nfevalsLS` right-hand side function evaluations, where `nlinsetups` is an optional CVODES output and `npsolves` and `nfevalsLS` are linear solver optional outputs (see §5.1.3.12).

5.3 Using CVODES for Forward Sensitivity Analysis

This chapter describes the use of CVODES to compute solution sensitivities using forward sensitivity analysis. One of our main guiding principles was to design the CVODES user interface for forward sensitivity analysis as an extension of that for IVP integration. Assuming a user main program and user-defined support routines for IVP integration have already been defined, in order to perform forward sensitivity analysis the user only has to insert a few more calls into the main program and (optionally) define an additional routine which computes the right-hand side of the sensitivity systems (2.14). The only departure from this philosophy is due to the *CVRhsFn* type definition. Without changing the definition of this type, the only way to pass values of the problem parameters to the ODE right-hand side function is to require the user data structure `f_data` to contain a pointer to the array of real parameters p .

CVODES uses various constants for both input and output. These are defined as needed in this chapter, but for convenience are also listed separately in §12.

We begin with a brief overview, in the form of a skeleton user program. Following that are detailed descriptions of the interface to the various user-callable routines and of the user-supplied routines that were not already described in §5.1 or §5.2.

5.3.1 A skeleton of the user's main program

The following is a skeleton of the user's main program (or calling program) as an application of CVODES. The user program is to have these steps in the order indicated, unless otherwise noted. For the sake of brevity, we defer many of the details to the later sections. As in §5.1.2, most steps are independent of the `N_Vector`, `SUNMatrix`, `SUNLinearSolver`, and `SUNNonlinearSolver` implementations used. For the steps that are not, refer to Chapters §6, §7, §8, §9 for the specific name of the function to be called or macro to be referenced.

Differences between the user main program in §5.1.2 and the one below start only at step 16. Steps that are unchanged from the skeleton presented in §5.1.2 are grayed out and new or modified steps are in bold.

First, note that no additional header files need be included for forward sensitivity analysis beyond those for IVP solution §5.1.2.

1. Initialize parallel or multi-threaded environment, if appropriate

2. Create the SUNDIALS context object
3. Set vector of initial values
4. Create CVODE object
5. Initialize CVODE solver
6. Specify integration tolerances
7. Create matrix object
8. Create linear solver object
9. Set linear solver optional inputs
10. Attach linear solver module
11. Set optional inputs
12. Create nonlinear solver object (*optional*)
13. Attach nonlinear solver module (*optional*)
14. Set nonlinear solver optional inputs (*optional*)
15. **Initialize the quadrature problem** (*optional*)

If the quadrature is not sensitivity-dependent, initialize the quadrature integration as described in §5.2. For integrating a problem where the quadrature depends on the forward sensitivities see §5.3.4.

16. **Define the sensitivity problem**

- **Number of sensitivities** (*required*)

Set $N_s = N_s$, the number of parameters with respect to which sensitivities are to be computed.

- **Problem parameters** (*optional*)

If CVODES is to evaluate the right-hand sides of the sensitivity systems, set **p**, an array of N_p real parameters upon which the IVP depends. Only parameters with respect to which sensitivities are (potentially) desired need to be included. Attach **p** to the user data structure **user_data**. For example, **user_data->p = p**;

If the user provides a function to evaluate the sensitivity right-hand side, **p** need not be specified.

- **Parameter list** (*optional*)

If CVODES is to evaluate the right-hand sides of the sensitivity systems, set **plist**, an array of N_s integers to specify the parameters **p** with respect to which solution sensitivities are to be computed. If sensitivities with respect to the j -th parameter **p[j]** are desired ($0 \leq j < N_p$), set $\text{plist}_i = j$, for some $i = 0, \dots, N_s - 1$.

If **plist** is not specified, CVODES will compute sensitivities with respect to the first N_s parameters; i.e., $\text{plist}_i = i$ ($i = 0, \dots, N_s - 1$).

If the user provides a function to evaluate the sensitivity right-hand side, **plist** need not be specified.

- **Parameter scaling factors** (*optional*)

If CVODES is to estimate tolerances for the sensitivity solution vectors (based on tolerances for the state solution vector) or if CVODES is to evaluate the right-hand sides of the sensitivity systems using the internal difference-quotient function, the results will be more accurate if order of magnitude information is provided.

Set **pbar**, an array of N_s positive scaling factors. Typically, if $p_i \neq 0$, the value $\bar{p}_i = |p_{\text{plist}_i}|$ can be used.

If **pbar** is not specified, CVODES will use $\bar{p}_i = 1.0$.

If the user provides a function to evaluate the sensitivity right-hand side and specifies tolerances for the sensitivity variables, **pbar** need not be specified.

Note that the names for `p`, `pbar`, `plist`, as well as the field `p` of `user_data` are arbitrary, but they must agree with the arguments passed to `CVodeSetSensParams()` below.

17. Set sensitivity initial conditions

Set the `Ns` vectors `yS0[i]` of initial values for sensitivities (for $i = 0, \dots, Ns - 1$), using the appropriate functions defined by the particular `N_Vector` implementation chosen.

First, create an array of `Ns` vectors by calling `yS0 = N_VCloneVectorArray(Ns, y0);`

Here the argument `y0` serves only to provide the `N_Vector` type for cloning.

Then, for each $i = 0, \dots, Ns - 1$, load initial values for the i -th sensitivity vector `yS0[i]`.

18. Activate sensitivity calculations

Call `CVodeSensInit()` or `CVodeSensInit1()` to activate forward sensitivity computations and allocate internal memory for CVODES related to sensitivity calculations.

19. Set sensitivity tolerances

Call `CVodeSensSStolerances()`, `CVodeSensSVtolerances()` or `CVodeSensEStolerances()`.

20. Set sensitivity analysis optional inputs

Call `CVodeSetSens*` routines to change from their default values any optional inputs that control the behavior of CVODES in computing forward sensitivities. See §5.3.2.6 for details.

21. Create sensitivity nonlinear solver object

If using a non-default nonlinear solver (see §5.3.2.3), then create the desired nonlinear solver object by calling the appropriate constructor function defined by the particular `SUNNonlinearSolver` implementation e.g.,

```
NLSSens = SUNNonlinSol_***Sens(...);
```

for the `CV_SIMULTANEOUS` or `CV_STAGGERED` options or

```
NLSSens = SUNNonlinSol_***(...);
```

for the `CV_STAGGERED1` option where `***` is the name of the nonlinear solver and `...` are constructor specific arguments (see §9 for details).

22. Attach the sensitivity nonlinear solver module

If using a non-default nonlinear solver, then initialize the nonlinear solver interface by attaching the nonlinear solver object by calling `CVodeSetNonlinearSolverSensSim()` when using the `CV_SIMULTANEOUS` corrector method, `CVodeSetNonlinearSolverSensStg()` when using the `CV_STAGGERED` corrector method, or `CVodeSetNonlinearSolverSensStg1()` when using the `CV_STAGGERED1` corrector method (see §5.3.2.3 for details).

23. Set sensitivity nonlinear solver optional inputs

Call the appropriate set functions for the selected nonlinear solver module to change optional inputs specific to that nonlinear solver. These *must* be called after `CVodeSensInit()` if using the default nonlinear solver or after attaching a new nonlinear solver to CVODES, otherwise the optional inputs will be overridden by CVODE defaults. See §9 for more information on optional inputs.

24. Specify rootfinding problem (*optional*)

25. Advance solution in time

26. Extract sensitivity solution

After each successful return from `CVode()`, the solution of the original IVP is available in the `y` argument of `CVode()`, while the sensitivity solution can be extracted into `yS` (which can be the same as `yS0`) by calling one of the routines `CVodeGetSens()`, `CVodeGetSens1()`, `CVodeGetSensDky()`, or `CVodeGetSensDky1()`.

27. Get optional outputs

28. Destroy objects

Upon completion of the integration, deallocate memory for the vectors `yS0` using `N_VDestroyVectorArray(yS0, Ns);`

If `yS` was created from `sunrealtype` arrays `yS_i`, it is the user's responsibility to also free the space for the arrays `yS0_i`.

29. Finalize MPI, if used

5.3.2 User-callable routines for forward sensitivity analysis

This section describes the CVODES functions, in addition to those presented in §5.1.3, that are called by the user to setup and solve a forward sensitivity problem.

5.3.2.1 Forward sensitivity initialization and deallocation functions

Activation of forward sensitivity computation is done by calling `CVodeSensInit()` or `CVodeSensInit1()`, depending on whether the sensitivity right-hand side function returns all sensitivities at once or one by one, respectively. The form of the call to each of these routines is as follows:

int **CVodeSensInit**(void *cnode_mem, int Ns, int ism, *CVSensRhsFn* fS, *N_Vector* *yS0)

The routine `CVodeSensInit()` activates forward sensitivity computations and allocates internal memory related to sensitivity calculations.

Arguments:

- `cnode_mem` – pointer to the CVODES memory block returned by `CVodeCreate()`.
- `Ns` – the number of sensitivities to be computed.
- `ism` – forward sensitivity analysis/correction strategies a flag used to select the sensitivity solution method. Its value can be `CV_SIMULTANEOUS` or `CV_STAGGERED` :
 - In the `CV_SIMULTANEOUS` approach, the state and sensitivity variables are corrected at the same time. If the default Newton nonlinear solver is used, this amounts to performing a modified Newton iteration on the combined nonlinear system;
 - In the `CV_STAGGERED` approach, the correction step for the sensitivity variables takes place at the same time for all sensitivity equations, but only after the correction of the state variables has converged and the state variables have passed the local error test;
- `fS` – is the C function which computes all sensitivity ODE right-hand sides at the same time. For full details see *CVSensRhsFn*.
- `yS0` – a pointer to an array of `Ns` vectors containing the initial values of the sensitivities.

Return value:

- `CV_SUCCESS` – The call to `CVodeSensInit()` was successful.
- `CV_MEM_NULL` – The CVODES memory block was not initialized through a previous call to `CVodeCreate()`.
- `CV_MEM_FAIL` – A memory allocation request has failed.

- CV_ILL_INPUT – An input argument to *CVodeSensInit()* has an illegal value.

Notes:

Passing `fs == NULL` indicates using the default internal difference quotient sensitivity right-hand side routine. If an error occurred, *CVodeSensInit()* also sends an error message to the error handler function.

Warning

It is illegal here to use `ism = CV_STAGGERED1`. This option requires a different type for `fs` and can therefore only be used with *CVodeSensInit1()* (see below).

int **CVodeSensInit1**(void *cvoid_mem, int Ns, int ism, *CVSensRhs1Fn* fs1, *N_Vector* *yS0)

The routine *CVodeSensInit1()* activates forward sensitivity computations and allocates internal memory related to sensitivity calculations.

Arguments:

- `cvoid_mem` – pointer to the CVODES memory block returned by *CVodeCreate()*.
- `Ns` – the number of sensitivities to be computed.
- `ism` – forward sensitivity analysis/correction strategies a flag used to select the sensitivity solution method. Its value can be `CV_SIMULTANEOUS`, `CV_STAGGERED`, or `CV_STAGGERED1` :
 - In the `CV_SIMULTANEOUS` approach, the state and sensitivity variables are corrected at the same time. If the default Newton nonlinear solver is used, this amounts to performing a modified Newton iteration on the combined nonlinear system;
 - In the `CV_STAGGERED` approach, the correction step for the sensitivity variables takes place at the same time for all sensitivity equations, but only after the correction of the state variables has converged and the state variables have passed the local error test;
 - In the `CV_STAGGERED1` approach, all corrections are done sequentially, first for the state variables and then for the sensitivity variables, one parameter at a time. If the sensitivity variables are not included in the error control, this approach is equivalent to `CV_STAGGERED`. Note that the `CV_STAGGERED1` approach can be used only if the user-provided sensitivity right-hand side function is of type *CVSensRhs1Fn*.
- `fs1` – is the C function which computes the right-hand sides of the sensitivity ODE, one at a time. For full details see *CVSensRhs1Fn*.
- `yS0` – a pointer to an array of `Ns` vectors containing the initial values of the sensitivities.

Return value:

- `CV_SUCCESS` – The call to *CVodeSensInit1()* was successful.
- `CV_MEM_NULL` – The CVODES memory block was not initialized through a previous call to *CVodeCreate()*.
- `CV_MEM_FAIL` – A memory allocation request has failed.
- `CV_ILL_INPUT` – An input argument to *CVodeSensInit1()* has an illegal value.

Notes:

Passing `fs1 = NULL` indicates using the default internal difference quotient sensitivity right-hand side routine. If an error occurred, *CVodeSensInit1()* also sends an error message to the error handler function.

In terms of the problem size N , number of sensitivity vectors N_s , and maximum method order `maxord`, the size of the real workspace is increased as follows:

- Base value: $\text{lenrw} = \text{lenrw} + (\text{maxord} + 5)N_sN$

- With `CVodeSensSVtolerances()`: $\text{lenrw} = \text{lenrw} + N_s N$

the size of the integer workspace is increased as follows:

- Base value: $\text{leniw} = \text{leniw} + (\text{maxord} + 5) N_s N_i$
- With `CVodeSensSVtolerances()`: $\text{leniw} = \text{leniw} + N_s N_i$

where N_i is the number of integers in one `N_Vector`.

The routine `CVodeSensReInit()`, useful during the solution of a sequence of problems of same size, reinitializes the sensitivity-related internal memory. The call to it must follow a call to `CVodeSensInit()` or `CVodeSensInit1()` (and maybe a call to `CVodeReInit()`). The number N_s of sensitivities is assumed to be unchanged since the call to the initialization function. The call to the `CVodeSensReInit()` function has the form:

int **CVodeSensReInit**(void *ccode_mem, int ism, *N_Vector* *yS0)

The routine `CVodeSensReInit()` reinitializes forward sensitivity computations.

Arguments:

- `ccode_mem` – pointer to the CVODES memory block returned by `CVodeCreate()`.
- `ism` – forward sensitivity analysis/correction strategies a flag used to select the sensitivity solution method. Its value can be `CV_SIMULTANEOUS`, `CV_STAGGERED`, or `CV_STAGGERED1`.
- `yS0` – a pointer to an array of N_s variables of type `N_Vector` containing the initial values of the sensitivities.

Return value:

- `CV_SUCCESS` – The call to `CVodeSensReInit()` was successful.
- `CV_MEM_NULL` – The CVODES memory block was not initialized through a previous call to `CVodeCreate()`.
- `CV_NO_SENS` – Memory space for sensitivity integration was not allocated through a previous call to `CVodeSensInit()`.
- `CV_ILL_INPUT` – An input argument to `CVodeSensReInit()` has an illegal value.
- `CV_MEM_FAIL` – A memory allocation request has failed.

Notes:

All arguments of `CVodeSensReInit()` are the same as those of the functions `CVodeSensInit()` and `CVodeSensInit1()`. If an error occurred, `CVodeSensReInit()` also sends a message to the error handler function. `CVodeSensReInit()` potentially does some minimal memory allocation (for the sensitivity absolute tolerance) and for arrays of counters used by the `CV_STAGGERED1` method.

Warning

The value of the input argument `ism` must be compatible with the type of the sensitivity ODE right-hand side function. Thus if the sensitivity module was initialized using `CVodeSensInit()`, then it is illegal to pass `ism = CV_STAGGERED1` to `CVodeSensReInit()`.

To deallocate all forward sensitivity-related memory (allocated in a prior call to `CVodeSensInit()` or `CVodeSensInit1()`), the user must call

void **CVodeSensFree**(void *ccode_mem)

The function `CVodeSensFree()` frees the memory allocated for forward sensitivity computations by a previous call to `CVodeSensInit()` or `CVodeSensInit1()`.

Arguments:

- `ccode_mem` – pointer to the CVODES memory block returned by `CVodeCreate()`.

Return value:

- The function has no return value.

Notes:

In general, `CVodeSensFree()` need not be called by the user, as it is invoked automatically by `CVodeFree()`.

After a call to `CVodeSensFree()`, forward sensitivity computations can be reactivated only by calling `CVodeSensInit()` or `CVodeSensInit1()` again.

To activate and deactivate forward sensitivity calculations for successive CVODES runs, without having to allocate and deallocate memory, the following function is provided:

int **CVodeSensToggleOff**(void *ccode_mem)

The function `CVodeSensToggleOff()` deactivates forward sensitivity calculations. It does not deallocate sensitivity-related memory.

Arguments:

- `ccode_mem` – pointer to the memory previously returned by `CVodeCreate()`.

Return value:

- `CV_SUCCESS` – `CVodeSensToggleOff()` was successful.
- `CV_MEM_NULL` – `ccode_mem` was NULL.

Notes:

Since sensitivity-related memory is not deallocated, sensitivities can be reactivated at a later time (using `CVodeSensReInit()`).

5.3.2.2 Forward sensitivity tolerance specification functions

One of the following three functions must be called to specify the integration tolerances for sensitivities. Note that this call must be made after the call to `CVodeSensInit()` or `CVodeSensInit1()`.

int **CVodeSensStolerances**(void *ccode_mem, *sunrealtype* reltolS, *sunrealtype* *abstolS)

The function `CVodeSensStolerances()` specifies scalar relative and absolute tolerances.

Arguments:

- `ccode_mem` – pointer to the CVODES memory block returned by `CVodeCreate()`.
- `reltolS` – is the scalar relative error tolerance.
- `abstolS` – is a pointer to an array of length `Ns` containing the scalar absolute error tolerances, one for each parameter.

Return value:

- `CV_SUCCESS` – The call to `CVodeSStolerances` was successful.
- `CV_MEM_NULL` – The CVODES memory block was not initialized through a previous call to `CVodeCreate()`.
- `CV_NO_SENS` – The sensitivity allocation function `CVodeSensInit()` or `CVodeSensInit1()` has not been called.
- `CV_ILL_INPUT` – One of the input tolerances was negative.

int **CVodeSensSVtolerances**(void *cnode_mem, *sunrealtype* reltolS, *N_Vector* *abstolS)

The function *CVodeSensSVtolerances()* specifies scalar relative tolerance and vector absolute tolerances.

Arguments:

- *cnode_mem* – pointer to the CVODES memory block returned by *CVodeCreate()*.
- *reltolS* – is the scalar relative error tolerance.
- *abstolS* – is an array of *Ns* variables of type *N_Vector*. The *N_Vector* from *abstolS[is]* specifies the vector tolerances for *is* -th sensitivity.

Return value:

- CV_SUCCESS – The call to *CVodeSensSVtolerances* was successful.
- CV_MEM_NULL – The CVODES memory block was not initialized through a previous call to *CVodeCreate()*.
- CV_NO_SENS – The allocation function for sensitivities has not been called.
- CV_ILL_INPUT – The relative error tolerance was negative or an absolute tolerance vector had a negative component.

Notes:

This choice of tolerances is important when the absolute error tolerance needs to be different for each component of any vector *yS[i]*.

int **CVodeSensEETolerances**(void *cnode_mem)

When *CVodeSensEETolerances()* is called, CVODES will estimate tolerances for sensitivity variables based on the tolerances supplied for states variables and the scaling factors \bar{p} .

Arguments:

- *cnode_mem* – pointer to the CVODES memory block returned by *CVodeCreate()*.

Return value:

- CV_SUCCESS – The call to *CVodeSensEETolerances()* was successful.
- CV_MEM_NULL – The CVODES memory block was not initialized through a previous call to *CVodeCreate()*.
- CV_NO_SENS – The sensitivity allocation function has not been called.

5.3.2.3 Forward sensitivity nonlinear solver interface functions

As in the pure ODE case, when computing solution sensitivities using forward sensitivity analysis CVODES uses the SUNNonlinearSolver implementation of Newton's method defined by the SUNNONLINSOL_NEWTON module (see §9.3) by default. To specify a different nonlinear solver in CVODES, the user's program must create a SUNNonlinearSolver object by calling the appropriate constructor routine. The user must then attach the SUNNonlinearSolver object to CVODES by calling *CVodeSetNonlinearSolverSensSim()* when using the CV_SIMULTANEOUS corrector option, or *CVodeSetNonlinearSolver()* and *CVodeSetNonlinearSolverSensStg()* or *CVodeSetNonlinearSolverSensStg1()* when using the CV_STAGGERED or CV_STAGGERED1 corrector option respectively, as documented below.

When changing the nonlinear solver in CVODES, *CVodeSetNonlinearSolver()* must be called after *CVodeInit()*; similarly *CVodeSetNonlinearSolverSensSim()*, *CVodeSetNonlinearSolverSensStg()*, and *CVodeSetNonlinearSolverSensStg1()* must be called after *CVodeSensInit()*. If any calls to *CVode()* have been made, then CVODES will need to be reinitialized by calling *CVodeReInit()* to ensure that the nonlinear solver is initialized correctly before any subsequent calls to *CVode()*.

The first argument passed to the routines *CVodeSetNonlinearSolverSensSim()*, *CVodeSetNonlinearSolverSensStg()*, and *CVodeSetNonlinearSolverSensStg1()* is the CVODES memory pointer returned by *CVodeCreate()* and the second argument is the *SUNNonlinearSolver* object to use for solving the nonlinear systems (2.5) or (2.6). A call to this function attaches the nonlinear solver to the main CVODES integrator.

int **CVodeSetNonlinearSolverSensSim**(void *cvide_mem, *SUNNonlinearSolver* NLS)

The function *CVodeSetNonlinearSolverSensSim()* attaches a *SUNNonlinearSolver* object (NLS) to CVODES when using the CV_SIMULTANEOUS approach to correct the state and sensitivity variables at the same time.

Arguments:

- *cvide_mem* – pointer to the CVODES memory block.
- NLS – *SUNNonlinearSolver* object to use for solving nonlinear systems (2.5) or (2.6).

Return value:

- CV_SUCCESS – The nonlinear solver was successfully attached.
- CV_MEM_NULL – The *cvide_mem* pointer is NULL.
- CV_ILL_INPUT – The *SUNNONLINSOL* object is NULL, does not implement the required nonlinear solver operations, is not of the correct type, or the residual function, convergence test function, or maximum number of nonlinear iterations could not be set.

int **CVodeSetNonlinearSolverSensStg**(void *cvide_mem, *SUNNonlinearSolver* NLS)

The function *CVodeSetNonlinearSolverSensStg()* attaches a *SUNNonlinearSolver* object (NLS) to CVODES when using the CV_STAGGERED approach to correct all the sensitivity variables after the correction of the state variables.

Arguments:

- *cvide_mem* – pointer to the CVODES memory block.
- NLS – *SUNNONLINSOL* object to use for solving nonlinear systems.

Return value:

- CV_SUCCESS – The nonlinear solver was successfully attached.
- CV_MEM_NULL – The *cvide_mem* pointer is NULL.
- CV_ILL_INPUT – The *SUNNONLINSOL* object is NULL, does not implement the required nonlinear solver operations, is not of the correct type, or the residual function, convergence test function, or maximum number of nonlinear iterations could not be set.

Notes:

This function only attaches the *SUNNonlinearSolver* object for correcting the sensitivity variables. To attach a *SUNNonlinearSolver* object for the state variable correction use *CVodeSetNonlinearSolver()*.

int **CVodeSetNonlinearSolverSensStg1**(void *cvide_mem, *SUNNonlinearSolver* NLS)

The function *CVodeSetNonlinearSolverSensStg1()* attaches a *SUNNonlinearSolver* object (NLS) to CVODES when using the CV_STAGGERED1 approach to correct the sensitivity variables one at a time after the correction of the state variables.

Arguments:

- *cvide_mem* – pointer to the CVODES memory block.
- NLS – *SUNNONLINSOL* object to use for solving nonlinear systems.

Return value:

- CV_SUCCESS – The nonlinear solver was successfully attached.

- `CV_MEM_NULL` – The `cvoid_mem` pointer is `NULL`.
- `CV_ILL_INPUT` – The `SUNNonlinearSolver` object is `NULL`, does not implement the required nonlinear solver operations, is not of the correct type, or the residual function, convergence test function, or maximum number of nonlinear iterations could not be set.

Notes:

This function only attaches the `SUNNonlinearSolver` object for correcting the sensitivity variables. To attach a `SUNNonlinearSolver` object for the state variable correction use `CVodeSetNonlinearSolver()`.

5.3.2.4 CVOIDES solver function

Even if forward sensitivity analysis was enabled, the call to the main solver function `CVode()` is exactly the same as in §5.1. However, in this case the return value `flag` can also be one of the following:

- `CV_SRHSFUNC_FAIL` – The sensitivity right-hand side function failed in an unrecoverable manner.
- `CV_FIRST_SRHSFUNC_ERR` – The sensitivity right-hand side function failed at the first call.
- `CV_REPTD_SRHSFUNC_ERR` – Convergence tests occurred too many times due to repeated recoverable errors in the sensitivity right-hand side function. This flag will also be returned if the sensitivity right-hand side function had repeated recoverable errors during the estimation of an initial step size.
- `CV_UNREC_SRHSFUNC_ERR` – The sensitivity right-hand function had a recoverable error, but no recovery was possible. This failure mode is rare, as it can occur only if the sensitivity right-hand side function fails recoverably after an error test failed while at order one.

5.3.2.5 Forward sensitivity extraction functions

If forward sensitivity computations have been initialized by a call to `CVodeSensInit()` or `CVodeSensInit1()`, or reinitialized by a call to `CVodeSensReInit()`, then CVOIDES computes both a solution and sensitivities at time `t`. However, `CVode()` will still return only the solution `y` in `yout`. Solution sensitivities can be obtained through one of the following functions:

int `CVodeGetSens`(void *`cvoid_mem`, *sunrealtype* *`tret`, *N_Vector* *`yS`)

The function `CVodeGetSens()` returns the sensitivity solution vectors after a successful return from `CVode()`.

Arguments:

- `cvoid_mem` – pointer to the memory previously allocated by `CVodeInit()`.
- `tret` – the time reached by the solver output.
- `yS` – array of computed forward sensitivity vectors. This vector array must be allocated by the user.

Return value:

- `CV_SUCCESS` – `CVodeGetSens()` was successful.
- `CV_MEM_NULL` – `cvoid_mem` was `NULL`.
- `CV_NO_SENS` – Forward sensitivity analysis was not initialized.
- `CV_BAD_DKY` – `yS` is `NULL`.

Notes:

Note that the argument `tret` is an output for this function. Its value will be the same as that returned at the last `CVode()` call.

The function `CVodeGetSensDky()` computes the k -th derivatives of the interpolating polynomials for the sensitivity variables at time t . This function is called by `CVodeGetSens()` with $k = 0$, but may also be called directly by the user.

int **CVodeGetSensDky**(void *ccode_mem, *sunrealtype* t, int k, *N_Vector* *dkyS)

The function `CVodeGetSensDky()` returns derivatives of the sensitivity solution vectors after a successful return from `CVode()`.

Arguments:

- `ccode_mem` – pointer to the memory previously allocated by `CVodeInit()`.
- `t` – specifies the time at which sensitivity information is requested. The time t must fall within the interval defined by the last successful step taken by CVODES.
- `k` – order of derivatives.
- `dkyS` – array of N_s vectors containing the derivatives on output. The space for `dkyS` must be allocated by the user.

Return value:

- `CV_SUCCESS` – `CVodeGetSensDky()` succeeded.
- `CV_MEM_NULL` – `ccode_mem` was NULL.
- `CV_NO_SENS` – Forward sensitivity analysis was not initialized.
- `CV_BAD_DKY` – One of the vectors `dkyS` is NULL.
- `CV_BAD_K` – k is not in the range $0, 1, \dots, qlast$.
- `CV_BAD_T` – The time t is not in the allowed range.

Forward sensitivity solution vectors can also be extracted separately for each parameter in turn through the functions `CVodeGetSens1()` and `CVodeGetSensDky1()`, defined as follows:

int **CVodeGetSens1**(void *ccode_mem, *sunrealtype* *tret, int is, *N_Vector* yS)

The function `CVodeGetSens1()` returns the is -th sensitivity solution vector after a successful return from `CVode()`.

Arguments:

- `ccode_mem` – pointer to the memory previously allocated by `CVodeInit()`.
- `tret` – the time reached by the solver output.
- `is` – specifies which sensitivity vector is to be returned $0 \leq is < N_s$.
- `yS` – the computed forward sensitivity vector. This vector array must be allocated by the user.

Return value:

- `CV_SUCCESS` – `CVodeGetSens1()` was successful.
- `CV_MEM_NULL` – `ccode_mem` was NULL.
- `CV_NO_SENS` – Forward sensitivity analysis was not initialized.
- `CV_BAD_IS` – The index is is not in the allowed range.
- `CV_BAD_DKY` – `yS` is NULL.
- `CV_BAD_T` – The time t is not in the allowed range.

Notes:

Note that the argument `tret` is an output for this function. Its value will be the same as that returned at the last `CVode()` call.

int **CVodeGetSensDky1**(void *cvide_mem, *sunrealtype* t, int k, int is, *N_Vector* dkyS)

The function `CVodeGetSensDky1()` returns the k -th derivative of the is -th sensitivity solution vector after a successful return from `CVode()`.

Arguments:

- `cvide_mem` – pointer to the memory previously allocated by `CVodeInit()`.
- `t` – specifies the time at which sensitivity information is requested. The time `t` must fall within the interval defined by the last successful step taken by CVODES.
- `k` – order of derivative.
- `is` – specifies the sensitivity derivative vector to be returned $0 \leq is < N_s$.
- `dkyS` – the vector containing the derivative. The space for `dkyS` must be allocated by the user.

Return value:

- `CV_SUCCESS` – `CVodeGetSensDky1()` succeeded.
- `CV_MEM_NULL` – The pointer to `cvide_mem` was NULL.
- `CV_NO_SENS` – Forward sensitivity analysis was not initialized.
- `CV_BAD_DKY` – `dkyS` or one of the vectors `dkyS[i]` is NULL.
- `CV_BAD_IS` – The index `is` is not in the allowed range.
- `CV_BAD_K` – `k` is not in the range $0, 1, \dots, qlast$.
- `CV_BAD_T` – The time `t` is not in the allowed range.

5.3.2.6 Optional inputs for forward sensitivity analysis

Optional input variables that control the computation of sensitivities can be changed from their default values through calls to `CVodeSetSens*` functions. Table 5.8 lists all forward sensitivity optional input functions in CVODES which are described in detail in the remainder of this section.

We note that, on an error return, all of the optional input functions send an error message to the error handler function. All error return values are negative, so the test `flag < 0` will catch all errors. Finally, a call to a `CVodeSetSens***` function can be made from the user's calling program at any time and, if successful, takes effect immediately.

Table 5.8: Forward sensitivity optional inputs

Optional input	Routine name	Default
Sensitivity scaling factors	<code>CVodeSetSensParams()</code>	NULL
DQ approximation method	<code>CVodeSetSensDQMethod()</code>	centered/0.0
Error control strategy	<code>CVodeSetSensErrCon()</code>	SUNFALSE
Maximum no. of nonlinear iterations	<code>CVodeSetSensMaxNonlinIters()</code>	3

int **CVodeSetSensParams**(void *cvide_mem, *sunrealtype* *p, *sunrealtype* *pbar, int *plist)

The function `CVodeSetSensParams()` specifies problem parameter information for sensitivity calculations.

Arguments:

- `cvide_mem` – pointer to the CVODES memory block.

- **p** – a pointer to the array of real problem parameters used to evaluate $f(t, y, p)$. If non-NULL, **p** must point to a field in the user's data structure **user_data** passed to the right-hand side function.
- **pbar** – an array of **Ns** positive scaling factors. If non-NULL, **pbar** must have all its components > 0.0 .
- **plist** – an array of **Ns** non-negative indices to specify which components **p[i]** to use in estimating the sensitivity equations. If non-NULL, **plist** must have all components ≥ 0 .

Return value:

- **CV_SUCCESS** – The optional value has been successfully set.
- **CV_MEM_NULL** – The **cvode_mem** pointer is NULL.
- **CV_NO_SENS** – Forward sensitivity analysis was not initialized.
- **CV_ILL_INPUT** – An argument has an illegal value.

Notes:**Warning**

This function must be preceded by a call to *CVodeSensInit()* or *CVodeSensInit1()*.

int **CVodeSetSensDQMethod**(void *cvode_mem, int DQtype, *sunrealtype* DQrhomax)

The function *CVodeSetSensDQMethod()* specifies the difference quotient strategy in the case in which the right-hand side of the sensitivity equations are to be computed by CVODES.

Arguments:

- **cvode_mem** – pointer to the CVODES memory block.
- **DQtype** – specifies the difference quotient type. Its value can be **CV_CENTERED** or **CV_FORWARD**.
- **DQrhomax** – positive value of the selection parameter used in deciding switching between a simultaneous or separate approximation of the two terms in the sensitivity right-hand side.

Return value:

- **CV_SUCCESS** – The optional value has been successfully set.
- **CV_MEM_NULL** – The **cvode_mem** pointer is NULL.
- **CV_ILL_INPUT** – An argument has an illegal value.

Notes:

If **DQrhomax** = 0.0, then no switching is performed. The approximation is done simultaneously using either centered or forward finite differences, depending on the value of **DQtype**. For values of **DQrhomax** ≥ 1.0 , the simultaneous approximation is used whenever the estimated finite difference perturbations for states and parameters are within a factor of **DQrhomax**, and the separate approximation is used otherwise. Note that a value **DQrhomax** < 1.0 will effectively disable switching. See §2.7 for more details. The default value are **DQtype** == **CV_CENTERED** and **DQrhomax**=0.0.

This routine will be called by *CVodeSetOptions()* when using the key “cvid.sens_dq_method”.

int **CVodeSetSensErrCon**(void *cvode_mem, *sunboolean* errconS)

The function *CVodeSetSensErrCon()* specifies the error control strategy for sensitivity variables.

Arguments:

- **cvode_mem** – pointer to the CVODES memory block.

- `errconS` – specifies whether sensitivity variables are to be included `SUNTRUE` or not `SUNFALSE` in the error control mechanism.

Return value:

- `CV_SUCCESS` – The optional value has been successfully set.
- `CV_MEM_NULL` – The `cvide_mem` pointer is `NULL`.

Notes:

By default, `errconS` is set to `SUNFALSE`. If `errconS = SUNTRUE` then both state variables and sensitivity variables are included in the error tests. If `errconS = SUNFALSE` then the sensitivity variables are excluded from the error tests. Note that, in any event, all variables are considered in the convergence tests.

This routine will be called by `CVodeSetOptions()` when using the key “`cvid.sens_err_con`”.

int **CVodeSetSensMaxNonlinIters**(void *cvide_mem, int maxcorS)

The function `CVodeSetSensMaxNonlinIters()` specifies the maximum number of nonlinear solver iterations for sensitivity variables per step.

Arguments:

- `cvide_mem` – pointer to the CVODES memory block.
- `maxcorS` – maximum number of nonlinear solver iterations allowed per step > 0 .

Return value:

- `CV_SUCCESS` – The optional value has been successfully set.
- `CV_MEM_NULL` – The `cvide_mem` pointer is `NULL`.
- `CV_MEM_FAIL` – The `SUNNONLINSOL` module is `NULL`.

Notes:

The default value is 3.

This routine will be called by `CVodeSetOptions()` when using the key “`cvid.sens_max_nonlin_iters`”.

5.3.2.7 Optional outputs for forward sensitivity analysis

Optional output functions that return statistics and solver performance information related to forward sensitivity computations are listed in [Table 5.9](#) and described in detail in the remainder of this section.

Table 5.9: Forward sensitivity optional outputs

Optional output	Routine name
No. of calls to sensitivity r.h.s. function	<code>CVodeGetSensNumRhsEvals()</code>
No. of calls to r.h.s. function for sensitivity	<code>CVodeGetNumRhsEvalsSens()</code>
No. of sensitivity local error test failures	<code>CVodeGetSensNumErrTestFails()</code>
No. of failed steps due to sensitivity nonlinear solver failures	<code>CVodeGetNumStepSensSolveFails()</code>
No. of failed steps due to staggered sensitivity nonlinear solver failures	<code>CVodeGetNumStepStgrSensSolveFails()</code>
No. of calls to lin. solv. setup routine for sens.	<code>CVodeGetSensNumLinSolvSetups()</code>
Error weight vector for sensitivity variables	<code>CVodeGetSensErrWeights()</code>
No. of sens. nonlinear solver iterations	<code>CVodeGetSensNumNonlinSolvIters()</code>
No. of sens. convergence failures	<code>CVodeGetSensNumNonlinSolvConvFails()</code>
No. of staggered nonlinear solver iterations	<code>CVodeGetStgrSensNumNonlinSolvIters()</code>
No. of staggered convergence failures	<code>CVodeGetStgrSensNumNonlinSolvConvFails()</code>

int **CVodeGetSensNumRhsEvals**(void *ccode_mem, long int nfSevals)

The function *CVodeGetSensNumRhsEvals()* returns the number of calls to the sensitivity right-hand side function.

Arguments:

- ccode_mem – pointer to the CVODES memory block.
- nfSevals – number of calls to the sensitivity right-hand side function.

Return value:

- CV_SUCCESS – The optional output value has been successfully set.
- CV_MEM_NULL – The ccode_mem pointer is NULL.
- CV_NO_SENS – Forward sensitivity analysis was not initialized.

Notes:

In order to accommodate any of the three possible sensitivity solution methods, the default internal finite difference quotient functions evaluate the sensitivity right-hand sides one at a time. Therefore, nfSevals will always be a multiple of the number of sensitivity parameters (the same as the case in which the user supplies a routine of type *CVSensRhs1Fn*).

int **CVodeGetNumRhsEvalsSens**(void *ccode_mem, long int nfevalsS)

The function *CVodeGetNumRhsEvalsSens()* returns the number of calls to the user's right-hand side function due to the internal finite difference approximation of the sensitivity right-hand sides.

Arguments:

- ccode_mem – pointer to the CVODES memory block.
- nfevalsS – number of calls to the user's ODE right-hand side function for the evaluation of sensitivity right-hand sides.

Return value:

- CV_SUCCESS – The optional output value has been successfully set.
- CV_MEM_NULL – The ccode_mem pointer is NULL.
- CV_NO_SENS – Forward sensitivity analysis was not initialized.

Notes:

This counter is incremented only if the internal finite difference approximation routines are used for the evaluation of the sensitivity right-hand sides.

int **CVodeGetSensNumErrTestFails**(void *ccode_mem, long int nSetfails)

The function *CVodeGetSensNumErrTestFails()* returns the number of local error test failures for the sensitivity variables that have occurred.

Arguments:

- ccode_mem – pointer to the CVODES memory block.
- nSetfails – number of error test failures.

Return value:

- CV_SUCCESS – The optional output value has been successfully set.
- CV_MEM_NULL – The ccode_mem pointer is NULL.
- CV_NO_SENS – Forward sensitivity analysis was not initialized.

Notes:

This counter is incremented only if the sensitivity variables have been included in the error test (see [CVodeSetSensErrCon\(\)](#)). Even in that case, this counter is not incremented if the `ism = CV_SIMULTANEOUS` sensitivity solution method has been used.

int **CVodeGetNumStepSensSolveFails**(void *cnode_mem, long int *nSncfails)

Returns the number of failed steps due to a sensitivity nonlinear solver failure.

Arguments:

- `cnode_mem` – pointer to the CVODE memory block.
- `nSncfails` – number of step failures.

Return value:

- `CV_SUCCESS` – The optional output value has been successfully set.
- `CV_NO_SENS` – Forward sensitivity analysis was not initialized.
- `CV_MEM_NULL` – The CVODE memory block was not initialized through a previous call to [CVodeCreate\(\)](#).

int **CVodeGetNumStepStgrSensSolveFails**(void *cnode_mem, long int *nSTGR1nfails)

Returns the number of failed steps due to staggered sensitivity nonlinear solver failures for each sensitivity equation separately, in the `CV_STAGGERED1` case.

Arguments:

- `cnode_mem` – pointer to the CVODE memory block.
- `nSTGR1nfails` – number of step failures.

Return value:

- `CV_SUCCESS` – The optional output value has been successfully set.
- `CV_NO_SENS` – Forward sensitivity analysis was not initialized.
- `CV_MEM_NULL` – The CVODE memory block was not initialized through a previous call to [CVodeCreate\(\)](#).

int **CVodeGetSensNumLinSolvSetups**(void *cnode_mem, long int nlinsetupsS)

The function [CVodeGetSensNumLinSolvSetups\(\)](#) returns the number of calls to the linear solver setup function due to forward sensitivity calculations.

Arguments:

- `cnode_mem` – pointer to the CVODES memory block.
- `nlinsetupsS` – number of calls to the linear solver setup function.

Return value:

- `CV_SUCCESS` – The optional output value has been successfully set.
- `CV_MEM_NULL` – The `cnode_mem` pointer is NULL.
- `CV_NO_SENS` – Forward sensitivity analysis was not initialized.

Notes:

This counter is incremented only if a nonlinear solver requiring a linear solve has been used and if either the `ism = CV_STAGGERED` or the `ism = CV_STAGGERED1` sensitivity solution method has been specified (see §5.3.2.1).

```
int CVodeGetSensStats(void *cnode_mem, long int *nfSevals, long int *nfevalsS, long int *nSetfails, long int *nlinsetupsS)
```

The function `CVodeGetSensStats()` returns all of the above sensitivity-related solver statistics as a group.

Arguments:

- `cnode_mem` – pointer to the CVODES memory block.
- `nfSevals` – number of calls to the sensitivity right-hand side function.
- `nfevalsS` – number of calls to the ODE right-hand side function for sensitivity evaluations.
- `nSetfails` – number of error test failures.
- `nlinsetupsS` – number of calls to the linear solver setup function.

Return value:

- `CV_SUCCESS` – The optional output values have been successfully set.
- `CV_MEM_NULL` – The `cnode_mem` pointer is NULL.
- `CV_NO_SENS` – Forward sensitivity analysis was not initialized.

```
int CVodeGetSensErrWeights(void *cnode_mem, N_Vector *eSweight)
```

The function `CVodeGetSensErrWeights()` returns the sensitivity error weight vectors at the current time. These are the reciprocals of the W_i of (2.7) for the sensitivity variables.

Arguments:

- `cnode_mem` – pointer to the CVODES memory block.
- `eSweight` – pointer to the array of error weight vectors.

Return value:

- `CV_SUCCESS` – The optional output value has been successfully set.
- `CV_MEM_NULL` – The `cnode_mem` pointer is NULL.
- `CV_NO_SENS` – Forward sensitivity analysis was not initialized.

Notes:

The user must allocate memory for `eweightS`.

```
int CVodeGetSensNumNonlinSolvIters(void *cnode_mem, long int nSniters)
```

The function `CVodeGetSensNumNonlinSolvIters()` returns the number of nonlinear iterations performed for sensitivity calculations.

Arguments:

- `cnode_mem` – pointer to the CVODES memory block.
- `nSniters` – number of nonlinear iterations performed.

Return value:

- `CV_SUCCESS` – The optional output value has been successfully set.
- `CV_MEM_NULL` – The `cnode_mem` pointer is NULL.
- `CV_NO_SENS` – Forward sensitivity analysis was not initialized.
- `CV_MEM_FAIL` – The `SUNNONLINSOL` module is NULL.

Notes:

This counter is incremented only if `ism` was `CV_STAGGERED` or `CV_STAGGERED1` (see §5.3.2.1). In the `CV_STAGGERED1` case, the value of `nSniters` is the sum of the number of nonlinear iterations performed for each sensitivity equation. These individual counters can be obtained through a call to [*CVodeGetStgrSensNumNonlinSolvIters\(\)*](#) (see below).

int **CVodeGetSensNumNonlinSolvConvFails**(void *cvoid_mem, long int nSncfails)

The function [*CVodeGetSensNumNonlinSolvConvFails\(\)*](#) returns the number of nonlinear convergence failures that have occurred for sensitivity calculations.

Arguments:

- `cvoid_mem` – pointer to the CVODES memory block.
- `nSncfails` – number of nonlinear convergence failures.

Return value:

- `CV_SUCCESS` – The optional output value has been successfully set.
- `CV_MEM_NULL` – The `cvoid_mem` pointer is NULL.
- `CV_NO_SENS` – Forward sensitivity analysis was not initialized.

Notes:

This counter is incremented only if `ism` was `CV_STAGGERED` or `CV_STAGGERED1`. In the `CV_STAGGERED1` case, the value of `nSncfails` is the sum of the number of nonlinear convergence failures that occurred for each sensitivity equation. These individual counters can be obtained through a call to [*CVodeGetStgrSensNumNonlinSolvConvFails\(\)*](#) (see below).

int **CVodeGetSensNonlinSolvStats**(void *cvoid_mem, long int nSniters, long int nSncfails)

The function [*CVodeGetSensNonlinSolvStats\(\)*](#) returns the sensitivity-related nonlinear solver statistics as a group.

Arguments:

- `cvoid_mem` – pointer to the CVODES memory block.
- `nSniters` – number of nonlinear iterations performed.
- `nSncfails` – number of nonlinear convergence failures.

Return value:

- `CV_SUCCESS` – The optional output values have been successfully set.
- `CV_MEM_NULL` – The `cvoid_mem` pointer is NULL.
- `CV_NO_SENS` – Forward sensitivity analysis was not initialized.
- `CV_MEM_FAIL` – The SUNNONLINSOL module is NULL.

int **CVodeGetStgrSensNumNonlinSolvIters**(void *cvoid_mem, long int *nSTGR1niters)

The function [*CVodeGetStgrSensNumNonlinSolvIters\(\)*](#) returns the number of nonlinear iterations performed for each sensitivity equation separately, in the `CV_STAGGERED1` case.

Arguments:

- `cvoid_mem` – pointer to the CVODES memory block.
- `nSTGR1niters` – an array of dimension `Ns` which will be set with the number of nonlinear iterations performed for each sensitivity system individually.

Return value:

- `CV_SUCCESS` – The optional output value has been successfully set.

- CV_MEM_NULL – The `ccode_mem` pointer is NULL.
- CV_NO_SENS – Forward sensitivity analysis was not initialized.

Notes:**Warning**

The user must allocate space for `nSTGR1nitters`.

int **CCodeGetStgrSensNumNonlinSolvConvFails**(void *ccode_mem, long int *nSTGR1ncfails)

The function *CCodeGetStgrSensNumNonlinSolvConvFails()* returns the number of nonlinear convergence failures that have occurred for each sensitivity equation separately, in the CV_STAGGERED1 case.

Arguments:

- `ccode_mem` – pointer to the CVODES memory block.
- `nSTGR1ncfails` – an array of dimension `Ns` which will be set with the number of nonlinear convergence failures for each sensitivity system individually.

Return value:

- CV_SUCCESS – The optional output value has been successfully set.
- CV_MEM_NULL – The `ccode_mem` pointer is NULL.
- CV_NO_SENS – Forward sensitivity analysis was not initialized.

Notes:**Warning**

The user must allocate space for `nSTGR1ncfails`.

int **CCodeGetStgrSensNonlinSolvStats**(void *ccode_mem, long int *nSTGR1nitterslong, int *nSTGR1ncfails)

The function *CCodeGetStgrSensNonlinSolvStats()* returns the number of nonlinear iterations and convergence failures that have occurred for each sensitivity equation separately, in the CV_STAGGERED1 case.

Arguments:

- `ccode_mem` – pointer to the CVODES memory block.
- `nSTGR1nitters` – an array of dimension `Ns` which will be set with the number of nonlinear iterations performed for each sensitivity system individually.
- `nSTGR1ncfails` – an array of dimension `Ns` which will be set with the number of nonlinear convergence failures for each sensitivity system individually.

Return value:

- CV_SUCCESS – The optional output values have been successfully set.
- CV_MEM_NULL – The `ccode_mem` pointer is NULL.
- CV_NO_SENS – Forward sensitivity analysis was not initialized.
- CV_MEM_FAIL – The SUNNONLINSOL module is NULL.

5.3.3 User-supplied routines for forward sensitivity analysis

In addition to the required and optional user-supplied routines described in §5.1.4, when using CVODES for forward sensitivity analysis, the user has the option of providing a routine that calculates the right-hand side of the sensitivity equations (2.14).

By default, CVODES uses difference quotient approximation routines for the right-hand sides of the sensitivity equations. However, CVODES allows the option for user-defined sensitivity right-hand side routines (which also provides a mechanism for interfacing CVODES to routines generated by automatic differentiation).

5.3.3.1 Sensitivity equations right-hand side (all at once)

If the CV_SIMULTANEOUS or CV_STAGGERED approach was selected in the call to `CVodeSensInit()` or `CVodeSensInit1()`, the user may provide the right-hand sides of the sensitivity equations (2.14), for all sensitivity parameters at once, through a function of type `CVSensRhsFn` defined by:

```
typedef int (*CVSensRhsFn)(int Ns, sunrealtype t, N_Vector y, N_Vector ydot, N_Vector *yS, N_Vector *ySdot, void *user_data, N_Vector tmp1, N_Vector tmp2)
```

This function computes the sensitivity right-hand side for all sensitivity equations at once. It must compute the vectors $\frac{\partial f}{\partial y} s_i(t) + \frac{\partial f}{\partial p_i}$ and store them in `ySdot[i]`.

Arguments:

- `Ns` – is the number of sensitivities.
- `t` – is the current value of the independent variable.
- `y` – is the current value of the state vector, $y(t)$.
- `ydot` – is the current value of the right-hand side of the state equations.
- `yS` – contains the current values of the sensitivity vectors.
- `ySdot` – is the output of `CVSensRhsFn`. On exit it must contain the sensitivity right-hand side vectors.
- `user_data` – is a pointer to user data, the same as the `user_data` parameter passed to `CVodeSetUserData()`.
- `tmp1`, `tmp2` – are vectors of length N which can be used as temporary storage.

Return value:

A `CVSensRhsFn` should return 0 if successful, a positive value if a recoverable error occurred (in which case CVODES will attempt to correct), or a negative value if it failed unrecoverably (in which case the integration is halted and CV_SRHSFUNC_FAIL is returned).

Notes:

Allocation of memory for `ySdot` is handled within CVODES. There are two situations in which recovery is not possible even if `CVSensRhsFn` function returns a recoverable error flag. One is when this occurs at the very first call to the `CVSensRhsFn` (in which case CVODES returns CV_FIRST_SRHSFUNC_ERR). The other is when a recoverable error is reported by `CVSensRhsFn` after an error test failure, while the linear multistep method order is equal to 1 (in which case CVODES returns CV_UNREC_SRHSFUNC_ERR).

Warning

A sensitivity right-hand side function of type `CVSensRhsFn` is not compatible with the CV_STAGGERED1 approach.

5.3.3.2 Sensitivity equations right-hand side (one at a time)

Alternatively, the user may provide the sensitivity right-hand sides, one sensitivity parameter at a time, through a function of type *CVSensRhs1Fn*. Note that a sensitivity right-hand side function of type *CVSensRhs1Fn* is compatible with any valid value of the argument *ism* to *CVodeSensInit()* and *CVodeSensInit1()*, and is *required* if *ism* = CV_STAGGERED1 in the call to *CVodeSensInit1()*. The type *CVSensRhs1Fn* is defined by

```
typedef int (*CVSensRhs1Fn)(int Ns, sunrealtype t, N_Vector y, N_Vector ydot, int iS, N_Vector yS, N_Vector ySdot,
void *user_data, N_Vector tmp1, N_Vector tmp2)
```

This function computes the sensitivity right-hand side for one sensitivity equation at a time. It must compute the vector $(\frac{\partial f}{\partial y})_{s_i}(t) + (\frac{\partial f}{\partial p_i})$ for $i = iS$ and store it in *ySdot*.

Arguments:

- *Ns* – is the number of sensitivities.
- *t* – is the current value of the independent variable.
- *y* – is the current value of the state vector, $y(t)$.
- *ydot* – is the current value of the right-hand side of the state equations.
- *iS* – is the index of the parameter for which the sensitivity right-hand side must be computed ($0 \leq iS < Ns$).
- *yS* – contains the current value of the *iS*-th sensitivity vector.
- *ySdot* – is the output of *CVSensRhs1Fn*. On exit it must contain the *iS*-th sensitivity right-hand side vector.
- *user_data* – is a pointer to user data, the same as the *user_data* parameter passed to *CVodeSetUserData()*.
- *tmp1*, *tmp2* – are vectors of length *N* which can be used as temporary storage.

Return value:

A *CVSensRhs1Fn* should return 0 if successful, a positive value if a recoverable error occurred (in which case CVODES will attempt to correct), or a negative value if it failed unrecoverably (in which case the integration is halted and CV_SRHSFUNC_FAIL is returned).

Notes:

Allocation of memory for *ySdot* is handled within CVODES. There are two situations in which recovery is not possible even if *CVSensRhs1Fn* function returns a recoverable error flag. One is when this occurs at the very first call to the *CVSensRhs1Fn* (in which case CVODES returns CV_FIRST_SRHSFUNC_ERR). The other is when a recoverable error is reported by *CVSensRhs1Fn* after an error test failure, while the linear multistep method order equal to 1 (in which case CVODES returns CV_UNREC_SRHSFUNC_ERR).

5.3.4 Integration of quadrature equations depending on forward sensitivities

CVODES provides support for integration of quadrature equations that depends not only on the state variables but also on forward sensitivities.

The following is an overview of the sequence of calls in a user's main program in this situation. Steps that are unchanged from the skeleton program presented in §5.3.1 are grayed out and new or modified steps are in bold.

1. Initialize parallel or multi-threaded environment, if appropriate
2. Create the SUNDIALS context object
3. Set vectors of initial values
4. Create CVODES object

5. Initialize CVODES solver
6. Specify integration tolerances
7. Create matrix object
8. Create linear solver object
9. Set linear solver optional inputs
10. Attach linear solver module
11. Set optional inputs
12. Create nonlinear solver object
13. Attach nonlinear solver module
14. Set nonlinear solver optional inputs
15. Initialize sensitivity-independent quadrature problem
16. Define the sensitivity problem
17. Set sensitivity initial conditions
18. Activate sensitivity calculations
19. Set sensitivity tolerances
20. Set sensitivity analysis optional inputs
21. Create sensitivity nonlinear solver object
22. Attach the sensitivity nonlinear solver module
23. Set sensitivity nonlinear solver optional inputs

24. **Set vector of initial values for quadrature variables**

Typically, the quadrature variables should be initialized to 0.

25. **Initialize sensitivity-dependent quadrature integration**

Call `CVodeQuadSensInit()` to specify the quadrature equation right-hand side function and to allocate internal memory related to quadrature integration.

26. **Set optional inputs for sensitivity-dependent quadrature integration**

Call `CVodeSetQuadSensErrCon()` to indicate whether or not quadrature variables should be used in the step size control mechanism. If so, one of the `CVodeQuadSens*tolerances` functions must be called to specify the integration tolerances for quadrature variables.

27. Advance solution in time

28. **Extract sensitivity-dependent quadrature variables**

Call `CVodeGetQuadSens()`, `CVodeGetQuadSens1()`, `CVodeGetQuadSensDky()` or `CVodeGetQuadSensDky1()` to obtain the values of the quadrature variables or their derivatives at the current time.

29. Get optional outputs

30. Extract sensitivity solution

31. **Get sensitivity-dependent quadrature optional outputs**

Call `CVodeGetQuadSens*` functions to obtain desired optional output related to the integration of sensitivity-dependent quadratures.

32. Destroy objects

Destroy memory for sensitivity-dependent quadrature variables

33. Finalize MPI, if used

5.3.4.1 Sensitivity-dependent quadrature initialization and deallocation

The function `CVodeQuadSensInit()` activates integration of quadrature equations depending on sensitivities and allocates internal memory related to these calculations. If `rhsQS` is input as `NULL`, then CVODES uses an internal function that computes difference quotient approximations to the functions $\bar{q}_i = q_{y_i} s_i + q_{p_i}$, in the notation of (2.13). The form of the call to this function is as follows:

```
int CVodeQuadSensInit(void *ccode_mem, CVQuadSensRhsFn rhsQS, N_Vector *yQS0)
```

The function `CVodeQuadSensInit()` provides required problem specifications, allocates internal memory, and initializes quadrature integration.

Arguments:

- `ccode_mem` – pointer to the CVODES memory block returned by `CVodeCreate()`.
- `rhsQS` – is the function which computes f_{QS} , the right-hand side of the sensitivity-dependent quadrature..
- `yQS0` – contains the initial values of sensitivity-dependent quadratures.

Return value:

- `CV_SUCCESS` – The call to `CVodeQuadSensInit()` was successful.
- `CVODE_MEM_NULL` – The CVODES memory was not initialized by a prior call to `CVodeCreate()`.
- `CVODE_MEM_FAIL` – A memory allocation request failed.
- `CV_NO_SENS` – The sensitivities were not initialized by a prior call to `CVodeSensInit()` or `CVodeSensInit1()`.
- `CV_ILL_INPUT` – The parameter `yQS0` is `NULL`.

Notes:

Warning

Before calling `CVodeQuadSensInit()`, the user must enable the sensitivities by calling `CVodeSensInit()` or `CVodeSensInit1()`. If an error occurred, `CVodeQuadSensInit()` also sends an error message to the error handler function.

```
int CVodeQuadSensReInit(void *ccode_mem, N_Vector *yQS0)
```

The function `CVodeQuadSensReInit()` provides required problem specifications and reinitializes the sensitivity-dependent quadrature integration.

Arguments:

- `ccode_mem` – pointer to the CVODES memory block.
- `yQS0` – contains the initial values of sensitivity-dependent quadratures.

Return value:

- `CV_SUCCESS` – The call to `CVodeQuadSensReInit()` was successful.
- `CVODE_MEM_NULL` – The CVODES memory was not initialized by a prior call to `CVodeCreate()`.

- **CV_NO_SENS** – Memory space for the sensitivity calculation was not allocated by a prior call to *CVodeSensInit()* or *CVodeSensInit1()*.
- **CV_NO_QUADSENS** – Memory space for the sensitivity quadratures integration was not allocated by a prior call to *CVodeQuadSensInit()*.
- **CV_ILL_INPUT** – The parameter `yQS0` is NULL.

Notes:

If an error occurred, *CVodeQuadSensReInit()* also sends an error message to the error handler function.

void **CVodeQuadSensFree**(void *cvoid_mem)

The function *CVodeQuadSensFree()* frees the memory allocated for sensitivity quadrature integration.

Arguments:

- `cvoid_mem` – pointer to the CVODE memory block.

Return value:

There is no return value.

Notes:

In general, *CVodeQuadSensFree()* need not be called by the user as it is called automatically by *CVodeFree()*.

5.3.4.2 CVODES solver function

Even if quadrature integration was enabled, the call to the main solver function *CVode()* is exactly the same as in §5.1. However, in this case the return value `flag` can also be one of the following:

- **CV_QSRHSFUNC_ERR** – **The sensitivity quadrature right-hand side** function failed in an unrecoverable manner.
- **CV_FIRST_QSRHSFUNC_ERR** – **The sensitivity quadrature right-hand side** function failed at the first call.
- **CV_REPTD_QSRHSFUNC_ERR** – Convergence test failures occurred too many times due to repeated recoverable errors in the quadrature right-hand side function. This flag will also be returned if the quadrature right-hand side function had repeated recoverable errors during the estimation of an initial step size (assuming the sensitivity quadrature variables are included in the error tests).

5.3.4.3 Sensitivity-dependent quadrature extraction functions

If sensitivity-dependent quadratures have been initialized by a call to *CVodeQuadSensInit()*, or reinitialized by a call to *CVodeQuadSensReInit()*, then CVODES computes a solution, sensitivity vectors, and quadratures depending on sensitivities at time `t`. However, *CVode()* will still return only the solution y . Sensitivity-dependent quadratures can be obtained using one of the following functions:

int **CVodeGetQuadSens**(void *cvoid_mem, *sunrealtype* tret, *N_Vector* *yQS)

The function *CVodeGetQuadSens()* returns the quadrature sensitivities solution vectors after a successful return from *CVode()*.

Arguments:

- `cvoid_mem` – pointer to the memory previously allocated by *CVodeInit()*.
- `tret` – the time reached by the solver output.
- `yQS` – array of `Ns` computed sensitivity-dependent quadrature vectors. This vector array must be allocated by the user.

Return value:

- CV_SUCCESS – *CVodeGetQuadSens()* was successful.
- CVODE_MEM_NULL – *cvode_mem* was NULL.
- CV_NO_SENS – Sensitivities were not activated.
- CV_NO_QUADSENS – Quadratures depending on the sensitivities were not activated.
- CV_BAD_DKY – *yQS* or one of the *yQS[i]* is NULL.

The function *CVodeGetQuadSensDky()* computes the *k*-th derivatives of the interpolating polynomials for the sensitivity-dependent quadrature variables at time *t*. This function is called by *CVodeGetQuadSens()* with *k* = 0, but may also be called directly by the user.

int **CVodeGetQuadSensDky**(void **cvode_mem*, *sunrealtype* *t*, int *k*, *N_Vector* **dkyQS*)

The function *CVodeGetQuadSensDky()* returns derivatives of the quadrature sensitivities solution vectors after a successful return from *CVode()*.

Arguments:

- *cvode_mem* – pointer to the memory previously allocated by *CVodeInit()*.
- *t* – the time at which information is requested. The time *t* must fall within the interval defined by the last successful step taken by CVODES.
- *k* – order of the requested derivative.
- *dkyQS* – array of *Ns* the vector containing the derivatives on output. This vector array must be allocated by the user.

Return value:

- CV_SUCCESS – *CVodeGetQuadSensDky()* succeeded.
- CVODE_MEM_NULL – The pointer to *cvode_mem* was NULL.
- CV_NO_SENS – Sensitivities were not activated.
- CV_NO_QUADSENS – Quadratures depending on the sensitivities were not activated.
- CV_BAD_DKY – *dkyQS* or one of the vectors *dkyQS[i]* is NULL.
- CV_BAD_K – *k* is not in the range 0, 1, ..., *qlast*.
- CV_BAD_T – The time *t* is not in the allowed range.

Quadrature sensitivity solution vectors can also be extracted separately for each parameter in turn through the functions *CVodeGetQuadSens1()* and *CVodeGetQuadSensDky1()*, defined as follows:

int **CVodeGetQuadSens1**(void **cvode_mem*, *sunrealtype* *tret*, int *is*, *N_Vector* *yQS*)

The function *CVodeGetQuadSens1()* returns the *is*-th sensitivity of quadratures after a successful return from *CVode()*.

Arguments:

- *cvode_mem* – pointer to the memory previously allocated by *CVodeInit()*.
- *tret* – the time reached by the solver output.
- *is* – specifies which sensitivity vector is to be returned $0 \leq is < N_s$.
- *yQS* – the computed sensitivity-dependent quadrature vector. This vector array must be allocated by the user.

Return value:

- CV_SUCCESS – *CVodeGetQuadSens1()* was successful.
- CVODE_MEM_NULL – *cvode_mem* was NULL.
- CV_NO_SENS – Forward sensitivity analysis was not initialized.
- CV_NO_QUADSENS – Quadratures depending on the sensitivities were not activated.
- CV_BAD_IS – The index *is* is not in the allowed range.
- CV_BAD_DKY – *yQS* is NULL.

int **CVodeGetQuadSensDky1**(void **cvode_mem*, *sunrealtype* *t*, int *k*, int *is*, *N_Vector* *dkyQS*)

The function *CVodeGetQuadSensDky1()* returns the *k*-th derivative of the *is*-th sensitivity solution vector after a successful return from *CVode()*.

Arguments:

- *cvode_mem* – pointer to the memory previously allocated by *CVodeInit()*.
- *t* – specifies the time at which sensitivity information is requested. The time *t* must fall within the interval defined by the last successful step taken by CVODES.
- *k* – order of derivative.
- *is* – specifies the sensitivity derivative vector to be returned $0 \leq is < N_s$.
- *dkyQS* – the vector containing the derivative on output. The space for *dkyQS* must be allocated by the user.

Return value:

- CV_SUCCESS – *CVodeGetQuadSensDky1()* succeeded.
- CVODE_MEM_NULL – *cvode_mem* was NULL.
- CV_NO_SENS – Forward sensitivity analysis was not initialized.
- CV_NO_QUADSENS – Quadratures depending on the sensitivities were not activated.
- CV_BAD_DKY – *dkyQS* is NULL.
- CV_BAD_IS – The index *is* is not in the allowed range.
- CV_BAD_K – *k* is not in the range 0, 1, ..., *qlast*.
- CV_BAD_T – The time *t* is not in the allowed range.

5.3.5 Optional inputs for sensitivity-dependent quadrature integration

CVODES provides the following optional input functions to control the integration of sensitivity-dependent quadrature equations.

int **CVodeSetQuadSensErrCon**(void **cvode_mem*, *sunbooleantype* *errconQS*)

The function *CVodeSetQuadSensErrCon()* specifies whether or not the quadrature variables are to be used in the step size control mechanism. If they are, the user must call one of the functions *CVodeQuadSensSStolerances()*, *CVodeQuadSensSVtolerances()*, or *CVodeQuadSensEETolerances()* to specify the integration tolerances for the quadrature variables.

Arguments:

- *cvode_mem* – pointer to the CVODES memory block.
- *errconQS* – specifies whether sensitivity quadrature variables are to be included SUNTRUE or not SUNFALSE in the error control mechanism.

Return value:

- CV_SUCCESS – The optional value has been successfully set.
- CVODE_MEM_NULL – `ccode_mem` is NULL.
- CV_NO_SENS – Sensitivities were not activated.
- CV_NO_QUADSENS – Quadratures depending on the sensitivities were not activated.

Notes:

By default, `errconQS` is set to `SUNFALSE`.

This routine will be called by `CVodeSetOptions()` when using the key “`cvid.quad_sens_err_con`”.

Warning

It is illegal to call `CVodeSetQuadSensErrCon()` before a call to `CVodeQuadSensInit()`.

int **CVodeQuadSensSStolerances**(void *ccode_mem, *sunrealtype* reltolQS, *sunrealtype* *abstolQS)

The function `CVodeQuadSensSStolerances()` specifies scalar relative and absolute tolerances.

Arguments:

- `ccode_mem` – pointer to the CVODES memory block.
- `reltolQS` – tolerances is the scalar relative error tolerance.
- `abstolQS` – is a pointer to an array containing the `Ns` scalar absolute error tolerances.

Return value:

- CV_SUCCESS – The optional value has been successfully set.
- CVODE_MEM_NULL – The `ccode_mem` pointer is NULL.
- CV_NO_SENS – Sensitivities were not activated.
- CV_NO_QUADSENS – Quadratures depending on the sensitivities were not activated.
- CV_ILL_INPUT – One of the input tolerances was negative.

int **CVodeQuadSensSVtolerances**(void *ccode_mem, *sunrealtype* reltolQS, *N_Vector* *abstolQS)

The function `CVodeQuadSensSVtolerances()` specifies scalar relative and vector absolute tolerances.

Arguments:

- `ccode_mem` – pointer to the CVODES memory block.
- `reltolQS` – tolerances is the scalar relative error tolerance.
- `abstolQS` – is an array of `Ns` variables of type `N_Vector`. The `N_Vector` `abstolS[is]` specifies the vector tolerances for `is` -th quadrature sensitivity.

Return value:

- CV_SUCCESS – The optional value has been successfully set.
- CV_NO_QUAD – Quadrature integration was not initialized.
- CVODE_MEM_NULL – The `ccode_mem` pointer is NULL.
- CV_NO_SENS – Sensitivities were not activated.
- CV_NO_QUADSENS – Quadratures depending on the sensitivities were not activated.

- CV_ILL_INPUT – One of the input tolerances was negative.

int **CVodeQuadSensEETolerances**(void *ccode_mem)

A call to the function [CVodeQuadSensEETolerances\(\)](#) specifies that the tolerances for the sensitivity-dependent quadratures should be estimated from those provided for the pure quadrature variables.

Arguments:

- ccode_mem – pointer to the CVODES memory block.

Return value:

- CV_SUCCESS – The optional value has been successfully set.
- CVODE_MEM_NULL – The ccode_mem pointer is NULL.
- CV_NO_SENS – Sensitivities were not activated.
- CV_NO_QUADSENS – Quadratures depending on the sensitivities were not activated.

Notes:

When [CVodeQuadSensEETolerances\(\)](#) is used, before calling [CVode\(\)](#), integration of pure quadratures must be initialize and tolerances for pure quadratures must be also specified (see §5.2).

5.3.6 Optional outputs for sensitivity-dependent quadrature integration

CVODES provides the following functions that can be used to obtain solver performance information related to quadrature integration.

int **CVodeGetQuadSensNumRhsEvals**(void *ccode_mem, long int nrhsQSevals)

The function [CVodeGetQuadSensNumRhsEvals\(\)](#) returns the number of calls made to the user's quadrature right-hand side function.

Arguments:

- ccode_mem – pointer to the CVODES memory block.
- nrhsQSevals – number of calls made to the user's rhsQS function.

Return value:

- CV_SUCCESS – The optional output value has been successfully set.
- CVODE_MEM_NULL – The ccode_mem pointer is NULL.
- CV_NO_QUADSENS – Sensitivity-dependent quadrature integration has not been initialized.

int **CVodeGetQuadSensNumErrTestFails**(void *ccode_mem, long int nQSetfails)

The function [CVodeGetQuadSensNumErrTestFails\(\)](#) returns the number of local error test failures due to quadrature variables.

Arguments:

- ccode_mem – pointer to the CVODES memory block.
- nQSetfails – number of error test failures due to quadrature variables.

Return value:

- CV_SUCCESS – The optional output value has been successfully set.
- CVODE_MEM_NULL – The ccode_mem pointer is NULL.
- CV_NO_QUADSENS – Sensitivity-dependent quadrature integration has not been initialized.

int **CVodeGetQuadSensErrWeights**(void *cvode_mem, *N_Vector* *eQSweight)

The function *CVodeGetQuadSensErrWeights()* returns the quadrature error weights at the current time.

Arguments:

- *cvode_mem* – pointer to the CVODES memory block.
- *eQSweight* – array of quadrature error weight vectors at the current time.

Return value:

- CV_SUCCESS – The optional output value has been successfully set.
- CVODE_MEM_NULL – The *cvode_mem* pointer is NULL.
- CV_NO_QUADSENS – Sensitivity-dependent quadrature integration has not been initialized.

Notes:

Warning

The user must allocate memory for *eQSweight*. If quadratures were not included in the error control mechanism (through a call to *CVodeSetQuadSensErrCon()* with *errconQS* = SUNTRUE), then this function does not set the *eQSweight* array.

int **CVodeGetQuadSensStats**(void *cvode_mem, long int nrhsQSevals, long int nQSetfails)

The function *CVodeGetQuadSensStats()* returns the CVODES integrator statistics as a group.

Arguments:

- *cvode_mem* – pointer to the CVODES memory block.
- *nrhsQSevals* – number of calls to the user's *rhsQS* function.
- *nQSetfails* – number of error test failures due to quadrature variables.

Return value:

- CV_SUCCESS – the optional output values have been successfully set.
- CVODE_MEM_NULL – the *cvode_mem* pointer is NULL.
- CV_NO_QUADSENS – Sensitivity-dependent quadrature integration has not been initialized.

5.3.6.1 User-supplied function for sensitivity-dependent quadrature integration

For the integration of sensitivity-dependent quadrature equations, the user must provide a function that defines the right-hand side of those quadrature equations. For the sensitivities of quadratures (2.13) with integrand q , the appropriate right-hand side functions are given by: $\bar{q}_i = q_y s_i + q_{p_i}$. This user function must be of type *CVQuadSensRhsFn* defined as follows:

```
typedef int (*CVQuadSensRhsFn)(int Ns, sunrealtype t, N_Vector y, N_Vector *yS, N_Vector yQdot, N_Vector *yQSdot, void *user_data, N_Vector tmp, N_Vector tmpQ)
```

This function computes the sensitivity quadrature equation right-hand side for a given value of the independent variable t and state vector y .

Arguments:

- *Ns* – is the number of sensitivity vectors.
- *t* – is the current value of the independent variable.

- y – is the current value of the dependent variable vector, $y(t)$.
- ys – is an array of Ns variables of type `N_Vector` containing the dependent sensitivity vectors s_i .
- $yQdot$ – is the current value of the quadrature right-hand side, q .
- $yQSdot$ – array of Ns vectors to contain the right-hand sides.
- `user_data` – is the `user_data` pointer passed to `CVodeSetUserData()`.
- `tmp1`, `tmp2` – are `N_Vector` objects which can be used as temporary storage.

Return value:

A `CVQuadSensRhsFn` should return 0 if successful, a positive value if a recoverable error occurred (in which case CVODES will attempt to correct), or a negative value if it failed unrecoverably (in which case the integration is halted and `CV_QRHS_FAIL` is returned).

Notes:

Allocation of memory for `rhsvalQS` is automatically handled within CVODES.

Here y is of type `N_Vector` and ys is a pointer to an array containing Ns vectors of type `N_Vector`. It is the user's responsibility to access the vector data consistently (including the use of the correct accessor macros from each `N_Vector` implementation). For the sake of computational efficiency, the vector functions in the two `N_Vector` implementations provided with CVODES do not perform any consistency checks with respect to their `N_Vector` arguments.

There are two situations in which recovery is not possible even if `CVQuadSensRhsFn` function returns a recoverable error flag. One is when this occurs at the very first call to the `CVQuadSensRhsFn` (in which case CVODES returns `CV_FIRST_QSRHSFUNC_ERR`). The other is when a recoverable error is reported by `CVQuadSensRhsFn` after an error test failure, while the linear multistep method order is equal to 1 (in which case CVODES returns `CV_UNREC_QSRHSFUNC_ERR`).

5.3.7 Note on using partial error control

For some problems, when sensitivities are excluded from the error control test, the behavior of CVODES may appear at first glance to be erroneous. One would expect that, in such cases, the sensitivity variables would not influence in any way the step size selection. A comparison of the solver diagnostics reported for `cvsdex` and the second run of the `cvsfddex` example in [62] indicates that this may not always be the case.

The short explanation of this behavior is that the step size selection implemented by the error control mechanism in CVODES is based on the magnitude of the correction calculated by the nonlinear solver. As mentioned in §5.3.2.1, even with partial error control selected (in the call to `CVodeSetSensErrCon()`), the sensitivity variables are included in the convergence tests of the nonlinear solver.

When using the simultaneous corrector method §2.7 the nonlinear system that is solved at each step involves both the state and sensitivity equations. In this case, it is easy to see how the sensitivity variables may affect the convergence rate of the nonlinear solver and therefore the step size selection. The case of the staggered corrector approach is more subtle. After all, in this case (`ism = CV_STAGGERED` or `CV_STAGGERED1` in the call to `CVodeSensInit()` `CVodeSensInit1()`), the sensitivity variables at a given step are computed only once the solver for the nonlinear state equations has converged. However, if the nonlinear system corresponding to the sensitivity equations has convergence problems, CVODES will attempt to improve the initial guess by reducing the step size in order to provide a better prediction of the sensitivity variables. Moreover, even if there are no convergence failures in the solution of the sensitivity system, CVODES may trigger a call to the linear solver's setup routine which typically involves reevaluation of Jacobian information (Jacobian approximation in the case of `CVDENSE` and `CVBAND`, or preconditioner data in the case of the Krylov solvers). The new Jacobian information will be used by subsequent calls to the nonlinear solver for the state equations and, in this way, potentially affect the step size selection.

When using the simultaneous corrector method it is not possible to decide whether nonlinear solver convergence failures or calls to the linear solver setup routine have been triggered by convergence problems due to the state or the sensitivity

equations. When using one of the staggered corrector methods however, these situations can be identified by carefully monitoring the diagnostic information provided through optional outputs. If there are no convergence failures in the sensitivity nonlinear solver, and none of the calls to the linear solver setup routine were made by the sensitivity nonlinear solver, then the step size selection is not affected by the sensitivity variables.

Finally, the user must be warned that the effect of appending sensitivity equations to a given system of ODEs on the step size selection (through the mechanisms described above) is problem-dependent and can therefore lead to either an increase or decrease of the total number of steps that CVODES takes to complete the simulation. At first glance, one would expect that the impact of the sensitivity variables, if any, would be in the direction of increasing the step size and therefore reducing the total number of steps. The argument for this is that the presence of the sensitivity variables in the convergence test of the nonlinear solver can only lead to additional iterations (and therefore a smaller final iteration error), or to additional calls to the linear solver setup routine (and therefore more up-to-date Jacobian information), both of which will lead to larger steps being taken by CVODES. However, this is true only locally. Overall, a larger integration step taken at a given time may lead to step size reductions at later times, due to either nonlinear solver convergence failures or error test failures.

5.4 Using CVODES for Adjoint Sensitivity Analysis

This chapter describes the use of CVODES to compute sensitivities of derived functions using adjoint sensitivity analysis. As mentioned before, the adjoint sensitivity module of CVODES provides the infrastructure for integrating backward in time any system of ODEs that depends on the solution of the original IVP, by providing various interfaces to the main CVODES integrator, as well as several supporting user-callable functions. For this reason, in the following sections we refer to the *backward problem* and not to the *adjoint problem* when discussing details relevant to the ODEs that are integrated backward in time. The backward problem can be the adjoint problem (2.20) or (2.23), and can be augmented with some quadrature differential equations.

CVODES uses various constants for both input and output. These are defined as needed in this chapter, but for convenience are also listed separately in §12.

We begin with a brief overview, in the form of a skeleton user program. Following that are detailed descriptions of the interface to the various user-callable functions and of the user-supplied functions that were not already described in §5.1.

5.4.1 A skeleton of the user's main program

The following is a skeleton of the user's main program as an application of CVODES. The user program is to have these steps in the order indicated, unless otherwise noted. For the sake of brevity, we defer many of the details to the later sections. As in §5.1.2, most steps are independent of the `N_Vector`, `SUNMatrix`, `SUNLinearSolver`, and `SUNNonlinearSolver` implementations used. For the steps that are not, refer to Chapters §6, §7, §8, and §9 for the specific name of the function to be called or macro to be referenced.

Steps that are unchanged from the skeleton programs presented in §5.1.2, §5.3.1, and §5.2 are grayed out and new or modified steps are in bold.

1. Initialize parallel or multi-threaded environment, if appropriate
2. Create the SUNDIALS context object
3. Set initial conditions for the forward problem
4. Create CVODES object for the forward problem
5. Initialize CVODES for the forward problem
6. Specify integration tolerances for forward problem
7. Create matrix object for the forward problem

8. Create linear solver object for the forward problem
9. Set linear solver optional inputs for the forward problem
10. Attach linear solver module for the forward problem
11. Set optional inputs for the forward problem
12. Create nonlinear solver object for the forward problem
13. Attach nonlinear solver module for the forward problem
14. Set nonlinear solver optional inputs for the forward problem
15. Initialize quadrature problem or problems for forward problems
16. Initialize forward sensitivity problem
17. Specify rootfinding
18. **Allocate space for the adjoint computation**

Call `CVodeAdjInit()` to allocate memory for the combined forward-backward problem. This call requires `Nd`, the number of steps between two consecutive checkpoints. `CVodeAdjInit()` also specifies the type of interpolation used (see §2.9).

19. **Integrate forward problem**

Call `CVodeF()`, a wrapper for the CVODES main integration function `CVode()`, either in `CV_NORMAL` mode to the time `tout` or in `CV_ONE_STEP` mode inside a loop (if intermediate solutions of the forward problem are desired). The final value of `tret` is then the maximum allowable value for the endpoint T of the backward problem.

20. **Set problem dimensions etc. for the backward problem**

This generally includes the backward problem vector length `NB`, and possibly the local vector length `NBlocal`.

21. **Set initial values for the backward problem**

Set the endpoint time `tB0 = T`, and set the corresponding vector `yB0` at which the backward problem starts.

22. **Create the backward problem**

Call `CVodeCreateB()`, a wrapper for `CVodeCreate()`, to create the CVODES memory block for the new backward problem. Unlike `CVodeCreate()`, the function `CVodeCreateB()` does not return a pointer to the newly created memory block. Instead, this pointer is attached to the internal adjoint memory block (created by `CVodeAdjInit()`) and returns an identifier called `which` that the user must later specify in any actions on the newly created backward problem.

23. **Allocate memory for the backward problem**

Call `CVodeInitB()` (or `CVodeInitBS()`, when the backward problem depends on the forward sensitivities). The two functions are actually wrappers for `CVodeInit()` and allocate internal memory, specify problem data, and initialize CVODES at `tB0` for the backward problem.

24. **Specify integration tolerances for backward problem**

Call `CVodeSStolerancesB()` or `CVodeSVtolerancesB()` to specify a scalar relative tolerance and scalar absolute tolerance or scalar relative tolerance and a vector of absolute tolerances, respectively. The functions are wrappers for `CVodeSStolerances()` and `CVodeSVtolerances()`, but they require an extra argument `which`, the identifier of the backward problem returned by `CVodeCreateB()`.

25. **Create matrix object for the backward problem**

If a nonlinear solver requiring a linear solve will be used (e.g., the the default Newton iteration) and the linear solver will be a direct linear solver, then a template Jacobian matrix must be created by calling the appropriate constructor function defined by the particular `SUNMatrix` implementation.

For the native SUNDIALS `SUNMatrix` implementations, the matrix object may be created using a call of the form `SUN***Matrix(...)` where `***` is the name of the matrix (see §7 for details).

26. Create linear solver object for the backward problem

If a nonlinear solver requiring a linear solver is chosen (e.g., the default Newton iteration), then the desired linear solver object for the backward problem must be created by calling the appropriate constructor function defined by the particular `SUNLinearSolver` implementation.

For any of the SUNDIALS-supplied `SUNLinearSolver` implementations, the linear solver object may be created using a call of the form

```
SUNLinearSolver LS = SUNLinSol_*(...);
```

where `*` can be replaced with “Dense”, “SPGMR”, or other options, as discussed in §5.1.3.5 and Chapter §8.

Note that it is not required to use the same linear solver module for both the forward and the backward problems; for example, the forward problem could be solved with the `SUNLINSOL_BAND` linear solver module and the backward problem with `SUNLINSOL_SPGMR` linear solver module.

27. Set linear solver interface optional inputs for the backward problem

Call `*Set*` functions from the selected linear solver module to change optional inputs specific to that linear solver. See the documentation for each `SUNLinearSolver` module in Chapter §8.

28. Attach linear solver module for the backward problem

If a nonlinear solver requiring a linear solver is chosen for the backward problem (e.g., the default Newton iteration), then initialize the CVLS linear solver interface by attaching the linear solver object (and matrix object, if applicable) with the call to `CVodeSetLinearSolverB()`

Alternately, if the CVODES-specific diagonal linear solver module, `CVDIAG`, is desired, initialize the linear solver module and attach it to CVODES with a call to `CVDiagB()`.

29. Set optional inputs for the backward problem

Call `CVodeSet*B` functions to change from their default values any optional inputs that control the behavior of CVODES. Unlike their counterparts for the forward problem, these functions take an extra argument `which`, the identifier of the backward problem returned by `CVodeCreateB()`.

30. Create nonlinear solver object for the backward problem (optional)

If using a non-default nonlinear solver for the backward problem, then create the desired nonlinear solver object by calling the appropriate constructor function defined by the particular `SUNNonlinearSolver` implementation (e.g., `NLSB = SUNNonlinSol_***(...)`; where `***` is the name of the nonlinear solver.

31. Attach nonlinear solver module for the backward problem (optional)

If using a non-default nonlinear solver for the backward problem, then initialize the nonlinear solver interface by attaching the nonlinear solver object by calling `CVodeSetNonlinearSolverB()`.

32. Initialize quadrature calculation

If additional quadrature equations must be evaluated, call `CVodeQuadInitB()` or `CVodeQuadInitBS()` (if quadrature depends also on the forward sensitivities). These functions are wrappers around `CVodeQuadInit()` and can be used to initialize and allocate memory for quadrature integration. Optionally, call `CVodeSetQuad*B` functions to change from their default values optional inputs that control the integration of quadratures during the backward phase.

33. Integrate backward problem

Call `CVodeB()`, a second wrapper around the CVODES main integration function `CVode()`, to integrate the backward problem from `tb0`. This function can be called either in `CV_NORMAL` or `CV_ONE_STEP` mode. Typically, `CVodeB()` will be called in `CV_NORMAL` mode with an end time equal to the initial time t_0 of the forward problem.

34. Extract quadrature variables

If applicable, call `CVodeGetQuadB()`, a wrapper around `CVodeGetQuad()`, to extract the values of the quadrature variables at the time returned by the last call to `CVodeB()`.

35. Deallocate memory

Upon completion of the backward integration, call all necessary deallocation functions. These include appropriate destructors for the vectors `y` and `yB`, a call to `CVodeFree()` to free the CVODES memory block for the forward problem. If one or more additional Adjoint Sensitivity Analyses are to be done for this problem, a call to `CVodeAdjFree()` may be made to free and deallocate memory allocated for the backward problems, followed by a call to `CVodeAdjInit()`.

Free the nonlinear solver memory for the forward and backward problems

Free linear solver and matrix memory for the forward and backward problems

36. Finalize MPI, if used

The above user interface to the adjoint sensitivity module in CVODES was motivated by the desire to keep it as close as possible in look and feel to the one for ODE IVP integration. Note that if steps `back_start-back_end` are not present, a program with the above structure will have the same functionality as one described in §5.1.2 for integration of ODEs, albeit with some overhead due to the checkpointing scheme.

If there are multiple backward problems associated with the same forward problem, repeat steps `back_start-back_end` above for each successive backward problem. In the process, each call to `CVodeCreateB()` creates a new value of the identifier `which`.

5.4.2 User-callable functions for adjoint sensitivity analysis

5.4.2.1 Adjoint sensitivity allocation and deallocation functions

After the setup phase for the forward problem, but before the call to `CVodeF()`, memory for the combined forward-backward problem must be allocated by a call to the function `CVodeAdjInit()`. The form of the call to this function is

```
int CVodeAdjInit(void *cnode_mem, long int Nd, int interpType)
```

The function `CVodeAdjInit()` updates CVODES memory block by allocating the internal memory needed for backward integration. Space is allocated for the $N_d = N_d$ interpolation data points, and a linked list of checkpoints is initialized.

Arguments:

- `cnode_mem` – is the pointer to the CVODES memory block returned by a previous call to `CVodeCreate()`.
- `Nd` – is the number of integration steps between two consecutive checkpoints.
- `interpType` – specifies the type of interpolation used and can be `CV_POLYNOMIAL` or `CV_HERMITE`, indicating variable-degree polynomial and cubic Hermite interpolation, respectively see §2.9.

Return value:

- `CV_SUCCESS` – `CVodeAdjInit()` was successful.
- `CV_MEM_FAIL` – A memory allocation request has failed.

- CV_MEM_NULL – `ccode_mem` was NULL.
- CV_ILL_INPUT – One of the parameters was invalid: `Nd` was not positive or `interpType` is not one of the CV_POLYNOMIAL or CV_HERMITE.

Notes:

The user must set `Nd` so that all data needed for interpolation of the forward problem solution between two checkpoints fits in memory. `CVodeAdjInit()` attempts to allocate space for $2*Nd+3$ variables of type `N_Vector`. If an error occurred, `CVodeAdjInit()` also sends a message to the error handler function.

int **CVodeAdjReInit**(void *ccode_mem)

The function `CVodeAdjReInit()` reinitializes the CVODES memory block for ASA, assuming that the number of steps between check points and the type of interpolation remain unchanged.

Arguments:

- `ccode_mem` – is the pointer to the CVODES memory block returned by a previous call to `CVodeCreate()`.

Return value:

- CV_SUCCESS – `CVodeAdjReInit()` was successful.
- CV_MEM_NULL – `ccode_mem` was NULL.
- CV_NO_ADJ – The function `CVodeAdjInit()` was not previously called.

Notes:

The list of check points (and associated memory) is deleted. The list of backward problems is kept. However, new backward problems can be added to this list by calling `CVodeCreateB()`. If a new list of backward problems is also needed, then free the adjoint memory (by calling `CVodeAdjFree()`) and reinitialize ASA with `CVodeAdjInit()`. The CVODES memory for the forward and backward problems can be reinitialized separately by calling `CVodeReInit()` and `CVodeReInitB()`, respectively.

void **CVodeAdjFree**(void *ccode_mem)

The function `CVodeAdjFree()` frees the memory related to backward integration allocated by a previous call to `CVodeAdjInit()`.

Argument:

- `ccode_mem` – is the pointer to the CVODES memory block returned by a previous call to `CVodeCreate()`.

Return value:

The function has no return value.

Notes:

This function frees all memory allocated by `CVodeAdjInit()`. This includes workspace memory, the linked list of checkpoints, memory for the interpolation data, as well as the CVODES memory for the backward integration phase. Unless one or more further calls to `CVodeAdjInit()` are to be made, `CVodeAdjFree()` should not be called by the user, as it is invoked automatically by `CVodeFree()`.

5.4.2.2 Forward integration function

The function `CVodeF()` is very similar to the CVODES function `CVode()` in that it integrates the solution of the forward problem and returns the solution in `y`. At the same time, however, `CVodeF()` stores checkpoint data every `Nd` integration steps. `CVodeF()` can be called repeatedly by the user. Note that `CVodeF()` is used only for the forward integration pass within an Adjoint Sensitivity Analysis. It is not for use in Forward Sensitivity Analysis; for that, see §5.3. The call to this function has the form

int **CVodeF**(void *cnode_mem, *sunrealtype* tout, *N_Vector* yret, *sunrealtype* *tret, int itask, int *ncheck)

The function **CVodeF()** integrates the forward problem over an interval in t and saves checkpointing data.

Arguments:

- `cnode_mem` – pointer to the CVODES memory block.
- `tout` – the next time at which a computed solution is desired.
- `yret` – the computed solution vector y .
- `tret` – the time reached by the solver output.
- `itask` – output mode a flag indicating the job of the solver for the next step. The CV_NORMAL task is to have the solver take internal steps until it has reached or just passed the user-specified `tout` parameter. The solver then interpolates in order to return an approximate value of $y(tout)$. The CV_ONE_STEP option tells the solver to just take one internal step and return the solution at the point reached by that step.
- `ncheck` – the number of internal checkpoints stored so far.

Return value:

- CV_SUCCESS – **CVodeF()** succeeded.
- CV_TSTOP_RETURN – **CVodeF()** succeeded by reaching the optional stopping point.
- CV_ROOT_RETURN – **CVodeF()** succeeded and found one or more roots. In this case, `tret` is the location of the root. If `nrtfn > 1`, call **CVodeGetRootInfo()** to see which g_i were found to have a root.
- CV_NO_MALLOC – The function **CVodeInit()** has not been previously called.
- CV_ILL_INPUT – One of the inputs to **CVodeF()** is illegal.
- CV_TOO_MUCH_WORK – The solver took `mxstep` internal steps but could not reach `tout`.
- CV_TOO_MUCH_ACC – The solver could not satisfy the accuracy demanded by the user for some internal step.
- CV_ERR_FAILURE – Error test failures occurred too many times during one internal time step or occurred with $|h| = h_{min}$.
- CV_CONV_FAILURE – Convergence test failures occurred too many times during one internal time step or occurred with $|h| = h_{min}$.
- CV_LSETUP_FAIL – The linear solver's setup function failed in an unrecoverable manner.
- CV_LSOLVE_FAIL – The linear solver's solve function failed in an unrecoverable manner.
- CV_NO_ADJ – The function **CVodeAdjInit()** has not been previously called.
- CV_MEM_FAIL – A memory allocation request has failed in an attempt to allocate space for a new checkpoint.

Notes:

All failure return values are negative and therefore a test `flag < 0` will trap all **CVodeF()** failures. At this time, **CVodeF()** stores checkpoint information in memory only. Future versions will provide for a safeguard option of dumping checkpoint data into a temporary file as needed. The data stored at each checkpoint is basically a snapshot of the CVODES internal memory block and contains enough information to restart the integration from that time and to proceed with the same step size and method order sequence as during the forward integration. In addition, **CVodeF()** also stores interpolation data between consecutive checkpoints so that, at the end of this first forward integration phase, interpolation information is already available from the last checkpoint forward. In particular, if no checkpoints were necessary, there is no need for the second forward integration phase.

Warning

It is illegal to change the integration tolerances between consecutive calls to `CVodeF()`, as this information is not captured in the checkpoint data.

5.4.2.3 Backward problem initialization functions

The functions `CVodeCreateB()` and `CVodeInitB()` (or `CVodeInitBS()`) must be called in the order listed. They instantiate a CVODES solver object, provide problem and solution specifications, and allocate internal memory for the backward problem.

int **CVodeCreateB**(void *ccode_mem, int lmmB, int *which)

The function `CVodeCreateB()` instantiates a CVODES solver object and specifies the solution method for the backward problem.

Arguments:

- `ccode_mem` – pointer to the CVODES memory block returned by `CVodeCreate()`.
- `lmmB` – specifies the linear multistep method and may be one of two possible values: `CV_ADAMS` or `CV_BDF`.
- `which` – contains the identifier assigned by CVODES for the newly created backward problem. Any call to `CVode*B` functions requires such an identifier.

Return value:

- `CV_SUCCESS` – The call to `CVodeCreateB()` was successful.
- `CV_MEM_NULL` – `ccode_mem` was NULL.
- `CV_NO_ADJ` – The function `CVodeAdjInit()` has not been previously called.
- `CV_MEM_FAIL` – A memory allocation request has failed.

There are two initialization functions for the backward problem – one for the case when the backward problem does not depend on the forward sensitivities, and one for the case when it does. These two functions are described next.

int **CVodeInitB**(void *ccode_mem, int which, *CVRhsFnB* rhsB, *sunrealtype* tB0, *N_Vector* yB0)

The function `CVodeInitB()` provides problem specification, allocates internal memory, and initializes the backward problem.

Arguments:

- `ccode_mem` – pointer to the CVODES memory block returned by `CVodeCreate()`.
- `which` – represents the identifier of the backward problem.
- `rhsB` – is the *CVRhsFnB* function which computes f_B , the right-hand side of the backward ODE problem.
- `tB0` – specifies the endpoint T where final conditions are provided for the backward problem, normally equal to the endpoint of the forward integration.
- `yB0` – is the initial value at $t = tB0$ of the backward solution.

Return value:

- `CV_SUCCESS` – The call to `CVodeInitB()` was successful.
- `CV_NO_MALLOC` – The function `CVodeInit()` has not been previously called.
- `CV_MEM_NULL` – `ccode_mem` was NULL.

- CV_NO_ADJ – The function `CVodeAdjInit()` has not been previously called.
- CV_BAD_TB0 – The final time `tb0` was outside the interval over which the forward problem was solved.
- CV_ILL_INPUT – The parameter `which` represented an invalid identifier, or either `yB0` or `rhsB` was NULL.

Notes:

The memory allocated by `CVodeInitB()` is deallocated by the function `CVodeAdjFree()`.

The function `CVodeInitB()` initializes the backward problem when it does not depend on the forward sensitivities. It is essentially a wrapper for `CVodeInit()` with some particularization for backward integration, as described below.

For the case when backward problem also depends on the forward sensitivities, user must call `CVodeInitBS()` instead of `CVodeInitB()`. Only the third argument of each function differs between these two functions.

int **CVodeInitBS**(void *ccode_mem, int which, *CVRhsFnBS* rhsBS, *sunrealtype* tB0, *N_Vector* yB0)

The function `CVodeInitBS()` provides problem specification, allocates internal memory, and initializes the backward problem.

Arguments:

- `ccode_mem` – pointer to the CVODES memory block returned by `CVodeCreate()`.
- `which` – represents the identifier of the backward problem.
- `rhsBS` – is the *CVRhsFnBS* function which computes f_B , the right-hand side of the backward ODE problem.
- `tB0` – specifies the endpoint T where final conditions are provided for the backward problem.
- `yB0` – is the initial value at $t = tB0$ of the backward solution.

Return value:

- CV_SUCCESS – The call to `CVodeInitB()` was successful.
- CV_NO_MALLOC – The function `CVodeInit()` has not been previously called.
- CV_MEM_NULL – `ccode_mem` was NULL.
- CV_NO_ADJ – The function `CVodeAdjInit()` has not been previously called.
- CV_BAD_TB0 – The final time `tb0` was outside the interval over which the forward problem was solved.
- CV_ILL_INPUT – The parameter `which` represented an invalid identifier, either `yB0` or `rhsBS` was NULL, or sensitivities were not active during the forward integration.

Notes:

The memory allocated by `CVodeInitBS()` is deallocated by the function `CVodeAdjFree()`.

The function `CVodeReInitB()` reinitializes CVODES for the solution of a series of backward problems, each identified by a value of the parameter `which`. `CVodeReInitB()` is essentially a wrapper for `CVodeReInit()`, and so all details given for `CVodeReInit()` apply here. Also note that `CVodeReInitB()` can be called to reinitialize the backward problem even it has been initialized with the sensitivity-dependent version `CVodeInitBS()`. Before calling `CVodeReInitB()` for a new backward problem, call any desired solution extraction functions `CVodeGet**` associated with the previous backward problem. The call to the `CVodeReInitB()` function has the form

int **CVodeReInitB**(void *ccode_mem, int which, *sunrealtype* tB0, *N_Vector* yB0)

The function `CVodeReInitB()` reinitializes a CVODES backward problem.

Arguments:

- `ccode_mem` – pointer to CVODES memory block returned by `CVodeCreate()`.
- `which` – represents the identifier of the backward problem.

- `tB0` – specifies the endpoint T where final conditions are provided for the backward problem.
- `yB0` – is the initial value at $t = tB0$ of the backward solution.

Return value:

- `CV_SUCCESS` – The call to `CVodeReInitB()` was successful.
- `CV_NO_MALLOC` – The function `CVodeInit()` has not been previously called.
- `CV_MEM_NULL` – The `cvode_mem` memory block pointer was NULL.
- `CV_NO_ADJ` – The function `CVodeAdjInit()` has not been previously called.
- `CV_BAD_TB0` – The final time `tB0` is outside the interval over which the forward problem was solved.
- `CV_ILL_INPUT` – The parameter which represented an invalid identifier, or `yB0` was NULL.

5.4.2.4 Tolerance specification functions for backward problem

One of the following two functions must be called to specify the integration tolerances for the backward problem. Note that this call must be made after the call to `CVodeInitB()` or `CVodeInitBS()`.

int **CVodeSStolerancesB**(void *cvode_mem, int which, *sunrealtype* reltolB, *sunrealtype* abstolB)

The function `CVodeSStolerancesB()` specifies scalar relative and absolute tolerances.

Arguments:

- `cvode_mem` – pointer to the CVODES memory block returned by `CVodeCreate()`.
- `which` – represents the identifier of the backward problem.
- `reltolB` – is the scalar relative error tolerance.
- `abstolB` – is the scalar absolute error tolerance.

Return value:

- `CV_SUCCESS` – The call to `CVodeSStolerancesB()` was successful.
- `CV_MEM_NULL` – The CVODES memory block was not initialized through a previous call to `CVodeCreate()`.
- `CV_NO_MALLOC` – The allocation function `CVodeInit()` has not been called.
- `CV_NO_ADJ` – The function `CVodeAdjInit()` has not been previously called.
- `CV_ILL_INPUT` – One of the input tolerances was negative.

Notes:

This routine will be called by `CVodeSetOptions()` when using the key “cvid.scalar_tolerances_b”.

int **CVodeSVtolerancesB**(void *cvode_mem, int which, *sunrealtype* reltolB, *N_Vector* abstolB)

The function `CVodeSVtolerancesB()` specifies scalar relative tolerance and vector absolute tolerances.

Arguments:

- `cvode_mem` – pointer to the CVODES memory block returned by `CVodeCreate()`.
- `which` – represents the identifier of the backward problem.
- `reltolB` – is the scalar relative error tolerance.
- `abstolB` – is the vector of absolute error tolerances.

Return value:

- CV_SUCCESS – The call to *CVodeSVtolerancesB()* was successful.
- CV_MEM_NULL – The CVODES memory block was not initialized through a previous call to *CVodeCreate()*.
- CV_NO_MALLOC – The allocation function *CVodeInit()* has not been called.
- CV_NO_ADJ – The function *CVodeAdjInit()* has not been previously called.
- CV_ILL_INPUT – The relative error tolerance was negative or the absolute tolerance had a negative component.

Notes:

This choice of tolerances is important when the absolute error tolerance needs to be different for each component of the state vector y .

5.4.2.5 Linear solver initialization functions for backward problem

All CVODES linear solver modules available for forward problems are available for the backward problem. They should be created as for the forward problem and then attached to the memory structure for the backward problem using the following functions.

int **CVodeSetLinearSolverB**(void *cvide_mem, int which, *SUNLinearSolver* LS, *SUNMatrix* A)

The function *CVodeSetLinearSolverB()* attaches a generic *SUNLinearSolver* object LS and corresponding template Jacobian *SUNMatrix* object A to CVODES, initializing the CVLS linear solver interface for solution of the backward problem.

Arguments:

- cvide_mem – pointer to the CVODES memory block.
- which – represents the identifier of the backward problem returned by *CVodeCreateB()*.
- LS – *SUNLINSOL* object to use for solving linear systems for the backward problem.
- A – *SUNMATRIX* object for used as a template for the Jacobian for the backward problem or NULL if not applicable.

Return value:

- CVLS_SUCCESS – The CVLS initialization was successful.
- CVLS_MEM_NULL – The cvide_mem pointer is NULL.
- CVLS_ILL_INPUT – The parameter which represented an invalid identifier.
- CVLS_MEM_FAIL – A memory allocation request failed.
- CVLS_NO_ADJ – The function *CVAdjInit* has not been previously called.

Notes:

If LS is a matrix-based linear solver, then the template Jacobian matrix J will be used in the solve process, so if additional storage is required within the *SUNMatrix* object (e.g., for factorization of a banded matrix), ensure that the input object is allocated with sufficient size (see the documentation of the particular *SUNMatrix* type in §7).

Added in version 4.0.0: Replaces the deprecated functions *CVDlsSetLinearSolverB* and *CVSpilsSetLinearSolverB*.

int **CVDiagB**(void *cvide_mem, int which)

The function *CVDiagB* selects the *CVDIAG* linear solver for the solution of the backward problem. The user's main program must include the *cvodes_diag.h* header file.

Arguments:

- `cvode_mem` – pointer to the CVODES memory block.
- `which` – represents the identifier of the backward problem returned by `CVodeCreateB()`.

Return value:

- `CVDIAG_SUCCESS` – The CVDIAG initialization was successful.
- `CVDIAG_MEM_NULL` – The `cvode_mem` pointer is NULL.
- `CVDIAG_ILL_INPUT` – The CVDIAG solver is not compatible with the current NVECTOR module.
- `CVDIAG_MEM_FAIL` – A memory allocation request failed.

Notes:

The CVDIAG solver is the simplest of all of the available CVODES linear solver interfaces. The CVDIAG solver uses an approximate diagonal Jacobian formed by way of a difference quotient. The user does not have the option of supplying a function to compute an approximate diagonal Jacobian.

5.4.2.6 Nonlinear solver initialization function for backward problem

All CVODES nonlinear solver modules available for forward problems are available for the backward problem. As with the forward problem CVODES uses the `SUNNonlinearSolver` implementation of Newton's method defined by the `SUNNONLINSOL_NEWTON` module by default.

To specify a different nonlinear solver for the backward problem, the user's program must create a `SUNNonlinearSolver` object by calling the appropriate constructor routine. The user must then attach the `SUNNonlinearSolver` object by calling `CVodeSetNonlinearSolverB()`, as documented below.

When changing the nonlinear solver in CVODES, `CVodeSetNonlinearSolverB()` must be called after `CVodeInitB()`. If any calls to `CVodeB()` have been made, then CVODES will need to be reinitialized by calling `CVodeReInitB()` to ensure that the nonlinear solver is initialized correctly before any subsequent calls to `CVodeB()`.

int `CVodeSetNonlinearSolverB`(void *`cvode_mem`, int `which`, `SUNNonlinearSolver` NLS)

The function `CVodeSetNonlinearSolverB()` attaches a `SUNNONLINEARSOLVER` object (NLS) to CVODES for the solution of the backward problem.

Arguments:

- `cvode_mem` – pointer to the CVODES memory block.
- `which` – represents the identifier of the backward problem returned by `CVodeCreateB()`.
- `NLS` – `SUNNONLINSOL` object to use for solving nonlinear systems for the backward problem.

Return value:

- `CV_SUCCESS` – The nonlinear solver was successfully attached.
- `CV_MEM_NULL` – The `cvode_mem` pointer is NULL.
- `CVLS_NO_ADJ` – The function `CVAdjInit` has not been previously called.
- `CV_ILL_INPUT` – The parameter `which` represented an invalid identifier or the `SUNNONLINSOL` object is NULL, does not implement the required nonlinear solver operations, is not of the correct type, or the residual function, convergence test function, or maximum number of nonlinear iterations could not be set.

5.4.2.7 Backward integration function

The function `CVodeB()` performs the integration of the backward problem. It is essentially a wrapper for the CVODES main integration function `CVode()` and, in the case in which checkpoints were needed, it evolves the solution of the backward problem through a sequence of forward-backward integration pairs between consecutive checkpoints. The first run of each pair integrates the original IVP forward in time and stores interpolation data; the second run integrates the backward problem backward in time and performs the required interpolation to provide the solution of the IVP to the backward problem.

The function `CVodeB()` does not return the solution y_B itself. To obtain that, call the function `CVodeGetB()`, which is also described below.

The `CVodeB()` function does not support rootfinding, unlike `CVodeF()`, which supports the finding of roots of functions of (t, y) . If rootfinding was performed by `CVodeF()`, then for the sake of efficiency, it should be disabled for `CVodeB()` by first calling `CVodeRootInit()` with `nrtfn = 0`.

The call to `CVodeB()` has the form

```
int CVodeB(void *cvmem, sunrealtype tBout, int itaskB)
```

The function `CVodeB()` integrates the backward ODE problem.

Arguments:

- `cvmem` – pointer to the CVODES memory returned by `CVodeCreate()`.
- `tBout` – the next time at which a computed solution is desired.
- `itaskB` – output mode a flag indicating the job of the solver for the next step. The `CV_NORMAL` task is to have the solver take internal steps until it has reached or just passed the user-specified value `tBout`. The solver then interpolates in order to return an approximate value of $y_B(tBout)$. The `CV_ONE_STEP` option tells the solver to take just one internal step in the direction of `tBout` and return.

Return value:

- `CV_SUCCESS` – `CVodeB()` succeeded.
- `CV_MEM_NULL` – `cvmem` was `NULL`.
- `CV_NO_ADJ` – The function `CVodeAdjInit()` has not been previously called.
- `CV_NO_BCK` – No backward problem has been added to the list of backward problems by a call to `CVodeCreateB()`.
- `CV_NO_FWD` – The function `CVodeF()` has not been previously called.
- `CV_ILL_INPUT` – One of the inputs to `CVodeB()` is illegal.
- `CV_BAD_ITASK` – The `itaskB` argument has an illegal value.
- `CV_TOO_MUCH_WORK` – The solver took `mxstep` internal steps but could not reach `tBout`.
- `CV_TOO_MUCH_ACC` – The solver could not satisfy the accuracy demanded by the user for some internal step.
- `CV_ERR_FAILURE` – Error test failures occurred too many times during one internal time step.
- `CV_CONV_FAILURE` – Convergence test failures occurred too many times during one internal time step.
- `CV_LSETUP_FAIL` – The linear solver's setup function failed in an unrecoverable manner.
- `CV_SOLVE_FAIL` – The linear solver's solve function failed in an unrecoverable manner.
- `CV_BCKMEM_NULL` – The solver memory for the backward problem was not created with a call to `CVodeCreateB()`.

- **CV_BAD_TBOUT** – The desired output time `tBout` is outside the interval over which the forward problem was solved.
- **CV_REIFWD_FAIL** – Reinitialization of the forward problem failed at the first checkpoint corresponding to the initial time of the forward problem.
- **CV_FWD_FAIL** – An error occurred during the integration of the forward problem.

Notes:

All failure return values are negative and therefore a test `flag < 0` will trap all `CVodeB()` failures. In the case of multiple checkpoints and multiple backward problems, a given call to `CVodeB()` in `CV_ONE_STEP` mode may not advance every problem one step, depending on the relative locations of the current times reached. But repeated calls will eventually advance all problems to `tBout`.

In the case of multiple checkpoints and multiple backward problems, a given call to `CVodeB()` in `CV_ONE_STEP` mode may not advance every problem one step, depending on the relative locations of the current times reached. But repeated calls will eventually advance all problems to `tBout`.

To obtain the solution `yB` to the backward problem, call the function `CVodeGetB()` as follows:

```
int CVodeGetB(void *ccode_mem, int which, sunrealtype *tret, N_Vector yB)
```

The function `CVodeGetB()` provides the solution `yB` of the backward ODE problem.

Arguments:

- `ccode_mem` – pointer to the CVODES memory returned by `CVodeCreate()`.
- `which` – the identifier of the backward problem.
- `tret` – the time reached by the solver output.
- `yB` – the backward solution at time `tret`.

Return value:

- **CV_SUCCESS** – `CVodeGetB()` was successful.
- **CV_MEM_NULL** – `ccode_mem` is NULL.
- **CV_NO_ADJ** – The function `CVodeAdjInit()` has not been previously called.
- **CV_ILL_INPUT** – The parameter `which` is an invalid identifier.

Warning

The user must allocate space for `yB`. To obtain the solution associated with a given backward problem at some other time within the last integration step, first obtain a pointer to the proper CVODES memory structure by calling `CVodeGetAdjCVodeBmem()` and then use it to call `CVodeGetDky()`.

5.4.2.8 Adjoint sensitivity optional input

At any time during the integration of the forward problem, the user can disable the checkpointing of the forward sensitivities by calling the following function:

```
int CVodeSetAdjNoSensi(void *ccode_mem)
```

The function `CVodeSetAdjNoSensi()` instructs `CVodeF()` not to save checkpointing data for forward sensitivities anymore.

Arguments:

- `ccode_mem` – pointer to the CVODES memory block.

Return value:

- CV_SUCCESS – The call to `CVodeCreateB()` was successful.
- CV_MEM_NULL – `cvide_mem` was NULL.
- CV_NO_ADJ – The function `CVodeAdjInit()` has not been previously called.

Notes:

This routine will be called by `CVodeSetOptions()` when using the key “cvid.adj_no_sensi”.

5.4.2.9 Optional input functions for the backward problem

As for the forward problem there are numerous optional input parameters that control the behavior of the CVODES solver for the backward problem. CVODES provides functions that can be used to change these optional input parameters from their default values which are then described in detail in the remainder of this section, beginning with those for the main CVODES solver and continuing with those for the linear solver interfaces. Note that the diagonal linear solver module has no optional inputs. For the most casual use of CVODES, the reader can skip to §5.4.3.

We note that, on an error return, all of the optional input functions send an error message to the error handler function. All error return values are negative, so the test `flag < 0` will catch all errors. Finally, a call to a `CVodeSet***B` function can be made from the user’s calling program at any time and, if successful, takes effect immediately.

Main solver optional input functions

The adjoint module in CVODES provides wrappers for most of the optional input functions defined in §5.1.3.10. The only difference is that the user must specify the identifier which of the backward problem within the list managed by CVODES.

The optional input functions defined for the backward problem are:

```
flag = CVodeSetUserDataB(cvide_mem, which, user_dataB);
flag = CVodeSetMaxOrdB(cvide_mem, which, maxordB);
flag = CVodeSetMaxNumStepsB(cvide_mem, which, mxstepsB);
flag = CVodeSetInitStepB(cvide_mem, which, hinB);
flag = CVodeSetMinStepB(cvide_mem, which, hminB);
flag = CVodeSetMaxStepB(cvide_mem, which, hmaxB);
flag = CVodeSetStabLimDetB(cvide_mem, which, stldetB);
flag = CVodeSetConstraintsB(cvide_mem, which, constraintsB);
```

Their return value `flag` (of type `int`) can have any of the return values of their counterparts, but it can also be `CV_NO_ADJ` if `CVodeAdjInit()` has not been called, or `CV_ILL_INPUT` if `which` was an invalid identifier. The above routines may be controlled using `CVodeSetOptions()`, where the keys are appended with the suffix “_b”, e.g., `CVodeSetMaxOrdB` can be controlled by the key “cvid.max_order_b”.

Linear solver interface optional input functions

When using matrix-based linear solver modules, the CVLS solver interface needs a function to compute an approximation to the Jacobian matrix or the linear system for the backward problem. The function to evaluate the Jacobian can be attached through a call to either `CVodeSetJacFnB()` or `CVodeSetJacFnBS()`, with the second used when the backward problem depends on the forward sensitivities.

`int CVodeSetJacFnB(void *cvide_mem, int which, CVLSJacFnB jacB)`

The function `CVodeSetJacFnB()` specifies the Jacobian approximation function to be used for the backward problem.

Arguments:

- `cvode_mem` – pointer to the CVODES memory returned by `CVodeCreate()`.
- `which` – represents the identifier of the backward problem.
- `jacB` – user-defined Jacobian approximation function.

Return value:

- `CVLS_SUCCESS` – `CVodeSetJacFnB()` succeeded.
- `CVLS_MEM_NULL` – `cvode_mem` was NULL.
- `CVLS_NO_ADJ` – The function `CVodeAdjInit()` has not been previously called.
- `CVLS_LMEM_NULL` – The linear solver has not been initialized with a call to `CVodeSetLinearSolverB()`.
- `CVLS_ILL_INPUT` – The parameter `which` represented an invalid identifier.

Added in version 4.0.0: Replaces the deprecated function `CVDlsSetJacFnB`.

int **CVodeSetJacFnBS**(void *cvode_mem, int which, *CVLSJacFnBS* jacBS)

The function `CVodeSetJacFnBS()` specifies the Jacobian approximation function to be used for the backward problem, in the case where the backward problem depends on the forward sensitivities.

Arguments:

- `cvode_mem` – pointer to the CVODES memory returned by `CVodeCreate()`.
- `which` – represents the identifier of the backward problem.
- `jacBS` – user-defined Jacobian approximation function.

Return value:

- `CVLS_SUCCESS` – `CVodeSetJacFnBS()` succeeded.
- `CVLS_MEM_NULL` – `cvode_mem` was NULL.
- `CVLS_NO_ADJ` – The function `CVodeAdjInit()` has not been previously called.
- `CVLS_LMEM_NULL` – The linear solver has not been initialized with a call to `CVodeSetLinearSolverB()`.
- `CVLS_ILL_INPUT` – The parameter `which` represented an invalid identifier.

Added in version 4.0.0: Replaces the deprecated function `CVDlsSetJacFnBS`.

int **CVodeSetLinSysFnB**(void *cvode_mem, int which, *CVLSLinSysFnB* linsysB)

The function `CVodeSetLinSysFnB()` specifies the linear system approximation function to be used for the backward problem.

Arguments:

- `cvode_mem` – pointer to the CVODES memory returned by `CVodeCreate()`.
- `which` – represents the identifier of the backward problem.
- `linsysB` – user-defined linear system approximation function.

Return value:

- `CVLS_SUCCESS` – `CVodeSetLinSysFnB()` succeeded.
- `CVLS_MEM_NULL` – `cvode_mem` was NULL.
- `CVLS_NO_ADJ` – The function `CVodeAdjInit()` has not been previously called.

- CVLS_LMEM_NULL – The linear solver has not been initialized with a call to *CVodeSetLinearSolverB()*.
- CVLS_ILL_INPUT – The parameter *which* represented an invalid identifier.

int **CVodeSetLinSysFnBS**(void *ccode_mem, int which, *CVLSLinSysFnBS* linsysBS)

The function *CVodeSetLinSysFnBS()* specifies the linear system approximation function to be used for the backward problem, in the case where the backward problem depends on the forward sensitivities.

Arguments:

- ccode_mem – pointer to the CVODES memory returned by *CVodeCreate()*.
- which – represents the identifier of the backward problem.
- linsysBS – user-defined linear system approximation function.

Return value:

- CVLS_SUCCESS – *CVodeSetLinSysFnBS()* succeeded.
- CVLS_MEM_NULL – ccode_mem was NULL.
- CVLS_NO_ADJ – The function *CVodeAdjInit()* has not been previously called.
- CVLS_LMEM_NULL – The linear solver has not been initialized with a call to *CVodeSetLinearSolverB()*.
- CVLS_ILL_INPUT – The parameter *which* represented an invalid identifier.

The function *CVodeSetLinearSolutionScalingB()* can be used to enable or disable solution scaling when using a matrix-based linear solver.

int **CVodeSetLinearSolutionScalingB**(void *ccode_mem, int which, *sunbooleantype* onoffB)

The function *CVodeSetLinearSolutionScalingB()* enables or disables scaling the linear system solution to account for a change in γ in the linear system in the backward problem. For more details see §8.2.1.

Arguments:

- ccode_mem – pointer to the CVODES memory block.
- which – represents the identifier of the backward problem.
- onoffB – flag to enable SUNTRUE or disable SUNFALSE scaling

Return value:

- CVLS_SUCCESS – The flag value has been successfully set.
- CVLS_MEM_NULL – The ccode_mem pointer is NULL.
- CVLS_LMEM_NULL – The CVLS linear solver interface has not been initialized.
- CVLS_ILL_INPUT – The attached linear solver is not matrix-based or the linear multistep method type is not BDF.

Notes:

By default scaling is enabled with matrix-based linear solvers when using BDF methods.

This routine will be called by *CVodeSetOptions()* when using the key “cvid.linear_solution_scaling_b”.

int **CVodeSetJacTimesB**(void *ccode_mem, int which, *CVLSJacTimesSetupFnB* jsetupB, *CVLSJacTimesVecFnB* jtvB)

The function *CVodeSetJacTimesB()* specifies the Jacobian-vector setup and product functions to be used.

Arguments:

- `cvode_mem` – pointer to the CVODES memory block.
- `which` – the identifier of the backward problem.
- `jtsetupB` – user-defined function to set up the Jacobian-vector product. Pass NULL if no setup is necessary.
- `jtB` – user-defined Jacobian-vector product function.

Return value:

- `CVLS_SUCCESS` – The optional value has been successfully set.
- `CVLS_MEM_NULL` – `cvode_mem` was NULL.
- `CVLS_LMEM_NULL` – The CVLS linear solver has not been initialized.
- `CVLS_NO_ADJ` – The function `CVodeAdjInit()` has not been previously called.
- `CVLS_ILL_INPUT` – The parameter `which` represented an invalid identifier.

Added in version 4.0.0: Replaces the deprecated function `CVSpilsSetJacTimesB`.

int **CVodeSetJacTimesBS**(void *`cvode_mem`, int `which`, *CVLSJacTimesVecFnBS* `jtB`)

The function `CVodeSetJacTimesBS()` specifies the Jacobian-vector setup and product functions to be used, in the case where the backward problem depends on the forward sensitivities.

Arguments:

- `cvode_mem` – pointer to the CVODES memory block.
- `which` – the identifier of the backward problem.
- `jtsetupBS` – user-defined function to set up the Jacobian-vector product. Pass NULL if no setup is necessary.
- `jtB` – user-defined Jacobian-vector product function.

Return value:

- `CVLS_SUCCESS` – The optional value has been successfully set.
- `CVLS_MEM_NULL` – `cvode_mem` was NULL.
- `CVLS_LMEM_NULL` – The CVLS linear solver has not been initialized.
- `CVLS_NO_ADJ` – The function `CVodeAdjInit()` has not been previously called.
- `CVLS_ILL_INPUT` – The parameter `which` represented an invalid identifier.

Added in version 4.0.0: Replaces the deprecated function `CVSpilsSetJacTimesBS`.

When using the internal difference quotient the user may optionally supply an alternative right-hand side function for use in the Jacobian-vector product approximation for the backward problem by calling `CVodeSetJacTimesRhsFnB()`. The alternative right-hand side function should compute a suitable (and differentiable) approximation to the right-hand side function provided to `CVodeInitB()` or `CVodeInitBS()`. For example, as done in [28] for a forward integration without sensitivity analysis, the alternative function may use lagged values when evaluating a nonlinearity in the right-hand side to avoid differencing a potentially non-differentiable factor.

int **CVodeSetJacTimesRhsFnB**(void *`cvode_mem`, int `which`, *CVRhsFn* `jtRhsFn`)

The function `CVodeSetJacTimesRhsFnB()` specifies an alternative ODE right-hand side function for use in the internal Jacobian-vector product difference quotient approximation.

Arguments:

- `cvode_mem` – pointer to the CVODES memory block.

- `which` – the identifier of the backward problem.
- `jtimesRhsFn` – is the CC function which computes the alternative ODE right-hand side function to use in Jacobian-vector product difference quotient approximations.

Return value:

- `CVLS_SUCCESS` – The optional value has been successfully set.
- `CVLS_MEM_NULL` – The `ccode_mem` pointer is `NULL`.
- `CVLS_LMEM_NULL` – The CVLS linear solver has not been initialized.
- `CVLS_NO_ADJ` – The function `CVodeAdjInit()` has not been previously called.
- `CVLS_ILL_INPUT` – The parameter `which` represented an invalid identifier or the internal difference quotient approximation is disabled.

Notes:

The default is to use the right-hand side function provided to `CVodeInit()` in the internal difference quotient. If the input right-hand side function is `NULL`, the default is used. This function must be called after the CVLS linear solver interface has been initialized through a call to `CVodeSetLinearSolverB()`.

int **CVodeSetPreconditionerB**(void *ccode_mem, int which, *CVlsPrecSetupFnB* psetupB, *CVlsPrecSetupFnB* psolveB)

The function `CVodeSetPreconditionerB()` specifies the preconditioner setup and solve functions for the backward integration.

Arguments:

- `ccode_mem` – pointer to the CVODES memory block.
- `which` – the identifier of the backward problem.
- `psetupB` – user-defined preconditioner setup function.
- `psolveB` – user-defined preconditioner solve function.

Return value:

- `CVLS_SUCCESS` – The optional value has been successfully set.
- `CVLS_MEM_NULL` – `ccode_mem` was `NULL`.
- `CVLS_LMEM_NULL` – The CVLS linear solver has not been initialized.
- `CVLS_NO_ADJ` – The function `CVodeAdjInit()` has not been previously called.
- `CVLS_ILL_INPUT` – The parameter `which` represented an invalid identifier.

Notes:

The `psetupB` argument may be `NULL` if no setup operation is involved in the preconditioner.

Added in version 4.0.0: Replaces the deprecated function `CVSpilsSetPrecSolveFnB`.

int **CVodeSetPreconditionerBS**(void *ccode_mem, int which, *CVlsPrecSetupFnBS* psetupBS, *CVlsPrecSolveFnBS* psolveBS)

The function `CVodeSetPreconditionerBS()` specifies the preconditioner setup and solve functions for the backward integration, in the case where the backward problem depends on the forward sensitivities.

Arguments:

- `ccode_mem` – pointer to the CVODES memory block.
- `which` – the identifier of the backward problem.
- `psetupBS` – user-defined preconditioner setup function.

- `psolveBS` – user-defined preconditioner solve function.

Return value:

- `CVLS_SUCCESS` – The optional value has been successfully set.
- `CVLS_MEM_NULL` – `ccode_mem` was NULL.
- `CVLS_LMEM_NULL` – The CVLS linear solver has not been initialized.
- `CVLS_NO_ADJ` – The function `CVodeAdjInit()` has not been previously called.
- `CVLS_ILL_INPUT` – The parameter which represented an invalid identifier.

Notes:

The `psetupBS` argument may be NULL if no setup operation is involved in the preconditioner.

Added in version 4.0.0: Replaces the deprecated function `CVSpilsSetPrecSolveFnBS`.

int **CVodeSetEpsLinB**(void *ccode_mem, int which, *sunrealtype* eplifacB)

The function `CVodeSetEpsLinB()` specifies the factor by which the Krylov linear solver's convergence test constant is reduced from the nonlinear iteration test constant. This routine can be used in both the cases where the backward problem does and does not depend on the forward sensitivities.

Arguments:

- `ccode_mem` – pointer to the CVODES memory block.
- `which` – the identifier of the backward problem.
- `eplifacB` – value of the convergence test constant reduction factor ≥ 0.0 .

Return value:

- `CVLS_SUCCESS` – The optional value has been successfully set.
- `CVLS_MEM_NULL` – `ccode_mem` was NULL.
- `CVLS_LMEM_NULL` – The CVLS linear solver has not been initialized.
- `CVLS_NO_ADJ` – The function `CVodeAdjInit()` has not been previously called.
- `CVLS_ILL_INPUT` – The parameter which represented an invalid identifier, or `eplifacB` was negative.

Notes:

The default value is 0.05. Passing a value `eplifacB = 0.0` also indicates using the default value.

This routine will be called by `CVodeSetOptions()` when using the key “`cvid.eps_lin_b`”.

Added in version 4.0.0: Replaces the deprecated function `CVSpilsSetEpsLinB`.

int **CVodeSetLSNormFactorB**(void *ccode_mem, int which, *sunrealtype* nrmfac)

The function `CVodeSetLSNormFactorB()` specifies the factor to use when converting from the integrator tolerance (WRMS norm) to the linear solver tolerance (L2 norm) for Newton linear system solves e.g., `tol_L2 = fac * tol_WRMS`. This routine can be used in both the cases where the backward problem does and does not depend on the forward sensitivities.

Arguments:

- `ccode_mem` – pointer to the CVODES memory block.
- `which` – the identifier of the backward problem.
- `nrmfac` – the norm conversion factor. If `nrmfac` is: > 0 then the provided value is used. $= 0$ then the conversion factor is computed using the vector length i.e., `nrmfac = N_VGetLength(y)` default. < 0 then the conversion factor is computed using the vector dot product `nrmfac = N_VDotProd(v,v)` where all the entries of `v` are one.

Return value:

- CVLS_SUCCESS – The optional value has been successfully set.
- CVLS_MEM_NULL – `ccode_mem` was NULL.
- CVLS_LMEM_NULL – The CVLS linear solver has not been initialized.
- CVLS_NO_ADJ – The function `CVodeAdjInit()` has not been previously called.
- CVLS_ILL_INPUT – The parameter which represented an invalid identifier.

Notes:

This function must be called after the CVLS linear solver interface has been initialized through a call to `CVodeSetLinearSolverB()`. Prior to the introduction of `N_VGetLength` in SUNDIALS v5.0.0 (CVODES v5.0.0) the value of `nrmfac` was computed using the vector dot product i.e., the `nrmfac < 0` case.

This routine will be called by `CVodeSetOptions()` when using the key “`cvid.ls_norm_factor_b`”.

5.4.2.10 Optional output functions for the backward problem

The user of the adjoint module in CVODES has access to any of the optional output functions described in §5.1.3.12, both for the main solver and for the linear solver modules. The first argument of these `CVodeGet*` and `CVode*Get*` functions is the pointer to the CVODES memory block for the backward problem. In order to call any of these functions, the user must first call the following function to obtain this pointer.

`void *CVodeGetAdjCCodeBmem(void *ccode_mem, int which)`

The function `CVodeGetAdjCCodeBmem()` returns a pointer to the CVODES memory block for the backward problem.

Arguments:

- `ccode_mem` – pointer to the CVODES memory block created by `CVodeCreate()`.
- `which` – the identifier of the backward problem.

Return value:

- `void`

Warning

The user should not modify `ccode_memB` in any way. Optional output calls should pass `ccode_memB` as the first argument; for example, to get the number of integration steps: `flag = CVodeGetNumSteps(ccodes_memB, nsteps)`.

To get values of the *forward* solution during a backward integration, use the following function. The input value of `t` would typically be equal to that at which the backward solution has just been obtained with `CVodeGetB()`. In any case, it must be within the last checkpoint interval used by `CVodeB()`.

`int CVodeGetAdjY(void *ccode_mem, sunrealtype t, N_Vector y)`

The function `CVodeGetAdjY()` returns the interpolated value of the forward solution y during a backward integration.

Arguments:

- `ccode_mem` – pointer to the CVODES memory block created by `CVodeCreate()`.
- `t` – value of the independent variable at which y is desired input.

- y – forward solution $y(t)$.

Return value:

- CV_SUCCESS – *CVodeGetAdjY()* was successful.
- CV_MEM_NULL – *cvode_mem* was NULL.
- CV_GETY_BADT – The value of t was outside the current checkpoint interval.

Warning

The user must allocate space for y .

int **CVodeGetAdjCheckPointsInfo**(void **cvode_mem*, *CVadjCheckPointRec* **ckpnt*)

The function *CVodeGetAdjCheckPointsInfo()* loads an array of *ncheck* + 1 records of type *CVadjCheckPointRec*. The user must allocate space for the array *ckpnt*.

Arguments:

- *cvode_mem* – pointer to the CVODES memory block created by *CVodeCreate()*.
- *ckpnt* – array of *ncheck*+1 checkpoint records.

Return value:

- void

The checkpoint structure is defined as

struct **CVadjCheckPointRec**

void ***my_addr**

The address of current checkpoint in *cvode_mem*->*cv_adj_mem*

void ***next_addr**

The address of next checkpoint.

sunrealtype **t0**

The start time of the checkpoint interval

sunrealtype **t1**

The end time of the checkpoint interval

long int **nstep**

The step counter at t_0

int **order**

The method order at t_0

sunrealtype **step**

The step size at t_0

5.4.2.11 Backward integration of quadrature equations

Not only the backward problem but also the backward quadrature equations may or may not depend on the forward sensitivities. Accordingly, either *CVodeQuadInitB()* or *CVodeQuadInitBS()* should be used to allocate internal memory and to initialize backward quadratures. For any other operation (extraction, optional input/output, reinitialization, deallocation), the same function is callable regardless of whether or not the quadratures are sensitivity-dependent.

Backward quadrature initialization functions

The function `CVodeQuadInitB()` initializes and allocates memory for the backward integration of quadrature equations that do not depend on forward sensitivities. It has the following form:

int **CVodeQuadInitB**(void *ccode_mem, int which, *CVQuadRhsFnB* rhsQB, *N_Vector* yQB0)

The function `CVodeQuadInitB()` provides required problem specifications, allocates internal memory, and initializes backward quadrature integration.

Arguments:

- `ccode_mem` – pointer to the CVODES memory block.
- `which` – the identifier of the backward problem.
- `rhsQB` – is the function which computes fQB .
- `yQB0` – is the value of the quadrature variables at `tB0`.

Return value:

- `CV_SUCCESS` – The call to `CVodeQuadInitB()` was successful.
- `CV_MEM_NULL` – `ccode_mem` was NULL.
- `CV_NO_ADJ` – The function `CVodeAdjInit()` has not been previously called.
- `CV_MEM_FAIL` – A memory allocation request has failed.
- `CV_ILL_INPUT` – The parameter `which` is an invalid identifier.

The function `CVodeQuadInitBS()` initializes and allocates memory for the backward integration of quadrature equations that depends on the forward sensitivities.

int **CVodeQuadInitBS**(void *ccode_mem, int which, *CVQuadRhsFnBS* rhsQBS, *N_Vector* yQBS0)

The function `CVodeQuadInitBS()` provides required problem specifications, allocates internal memory, and initializes backward quadrature integration.

Arguments:

- `ccode_mem` – pointer to the CVODES memory block.
- `which` – the identifier of the backward problem.
- `rhsQBS` – is the function which computes $fQBS$.
- `yQBS0` – is the value of the sensitivity-dependent quadrature variables at `tB0`.

Return value:

- `CV_SUCCESS` – The call to `CVodeQuadInitBS()` was successful.
- `CV_MEM_NULL` – `ccode_mem` was NULL.
- `CV_NO_ADJ` – The function `CVodeAdjInit()` has not been previously called.
- `CV_MEM_FAIL` – A memory allocation request has failed.
- `CV_ILL_INPUT` – The parameter `which` is an invalid identifier.

The integration of quadrature equations during the backward phase can be re-initialized by calling the following function. Before calling `CVodeQuadReInitB()` for a new backward problem, call any desired solution extraction functions `CVodeGet**` associated with the previous backward problem.

int **CVodeQuadReInitB**(void *ccode_mem, int which, *N_Vector* yQB0)

The function *CVodeQuadReInitB()* re-initializes the backward quadrature integration.

Arguments:

- ccode_mem – pointer to the CVODES memory block.
- which – the identifier of the backward problem.
- yQB0 – is the value of the quadrature variables at tB0.

Return value:

- CV_SUCCESS – The call to *CVodeQuadReInitB()* was successful.
- CV_MEM_NULL – ccode_mem was NULL.
- CV_NO_ADJ – The function *CVodeAdjInit()* has not been previously called.
- CV_MEM_FAIL – A memory allocation request has failed.
- CV_NO_QUAD – Quadrature integration was not activated through a previous call to *CVodeQuadInitB()*.
- CV_ILL_INPUT – The parameter which is an invalid identifier.

Notes:

The function *CVodeQuadReInitB()* can be called after a call to either *CVodeQuadInitB()* or *CVodeQuadInitBS()*.

Backward quadrature extraction function

To extract the values of the quadrature variables at the last return time of *CVodeB()*, CVODES provides a wrapper for the function *CVodeGetQuadB()*.

int **CVodeGetQuadB**(void *ccode_mem, int which, *sunrealtype* *tret, *N_Vector* yQB)

The function *CVodeGetQuadB()* returns the quadrature solution vector after a successful return from *CVodeB()*.

Arguments:

- ccode_mem – pointer to the CVODES memory.
- tret – the time reached by the solver output.
- yQB – the computed quadrature vector.

Return value:

- CV_SUCCESS – *CVodeGetQuadB()* was successful.
- CV_MEM_NULL – ccode_mem is NULL.
- CV_NO_ADJ – The function *CVodeAdjInit()* has not been previously called.
- CV_NO_QUAD – Quadrature integration was not initialized.
- CV_BAD_DKY – yQB was NULL.
- CV_ILL_INPUT – The parameter which is an invalid identifier.

Warning

The user must allocate space for yQB. To obtain the quadratures associated with a given backward problem at some other time within the last integration step, first obtain a pointer to the proper CVODES memory structure by calling `CVodeGetAdjCVodeBmem()` and then use it to call `CVodeGetQuadDky()`.

Optional input/output functions for backward quadrature integration

Optional values controlling the backward integration of quadrature equations can be changed from their default values through calls to one of the following functions which are wrappers for the corresponding optional input functions defined in §5.2.4. The user must specify the identifier which of the backward problem for which the optional values are specified.

```
flag = CVodeSetQuadErrConB(cvode_mem, which, errconQ);
flag = CVodeQuadSStolerancesB(cvode_mem, which, reltolQ, abstolQ);
flag = CVodeQuadSVtolerancesB(cvode_mem, which, reltolQ, abstolQ);
```

Their return value flag (of type int) can have any of the return values of its counterparts, but it can also be CV_NO_ADJ if the function `CVodeAdjInit()` has not been previously called or CV_ILL_INPUT if the parameter which was an invalid identifier. The first two routines above may be controlled using the keys “cvid.quad_err_con_b” and “cvid.quad_scalar_tolerances_b” when using `CVodeSetOptions()`.

Access to optional outputs related to backward quadrature integration can be obtained by calling the corresponding CVodeGetQuad* functions (see §5.2.5). A pointer cvode_memB to the CVODES memory block for the backward problem, required as the first argument of these functions, can be obtained through a call to the functions `CVodeGetAdjCVodeBmem()`.

5.4.3 User-supplied functions for adjoint sensitivity analysis

In addition to the required ODE right-hand side function and any optional functions for the forward problem, when using the adjoint sensitivity module in CVODES, the user must supply one function defining the backward problem ODE and, optionally, functions to supply Jacobian-related information and one or two functions that define the preconditioner (if an iterative SUNLinearSolver module is selected) for the backward problem. Type definitions for all these user-supplied functions are given below.

5.4.3.1 ODE right-hand side for the backward problem

If the backward problem does not depend on the forward sensitivities, the user must provide a rhsB function of type `CVRhsFnB` defined as follows:

```
typedef int (*CVRhsFnB)(sunrealtype t, N_Vector y, N_Vector yB, N_Vector yBdot, void *user_dataB)
```

This function evaluates the right-hand side $f_B(t, y, y_B)$ of the backward problem ODE system. This could be either (2.20) or (2.23).

Arguments:

- t – is the current value of the independent variable.
- y – is the current value of the forward solution vector.
- yB – is the current value of the backward dependent variable vector.
- yBdot – is the output vector containing the right-hand side f_B of the backward ODE problem.

- `user_dataB` – is a pointer to the same user data passed to `CVodeSetUserDataB`.

Return value:

A `CVRhsFnB` should return 0 if successful, a positive value if a recoverable error occurred (in which case CVODES will attempt to correct), or a negative value if it failed unrecoverably (in which case the integration is halted and `CVodeB()` returns `CV_RHSFUNC_FAIL`).

Notes:

Allocation of memory for `yBdot` is handled within CVODES. The `y`, `yB`, and `yBdot` arguments are all of type `N_Vector`, but `yB` and `yBdot` typically have different internal representations from `y`. It is the user's responsibility to access the vector data consistently (including the use of the correct accessor macros from each `N_Vector` implementation). For the sake of computational efficiency, the vector functions in the two `N_Vector` implementations provided with CVODES do not perform any consistency checks with respect to their `N_Vector` arguments (see §6). The `user_dataB` pointer is passed to the user's `rhsB` function every time it is called and can be the same as the `user_data` pointer used for the forward problem.

Warning

Before calling the user's `rhsB` function, CVODES needs to evaluate (through interpolation) the values of the states from the forward integration. If an error occurs in the interpolation, CVODES triggers an unrecoverable failure in the right-hand side function which will halt the integration and `CVodeB()` will return `CV_RHSFUNC_FAIL`.

5.4.3.2 ODE right-hand side for the backward problem depending on the forward sensitivities

If the backward problem does depend on the forward sensitivities, the user must provide a `rhsBS` function of type `CVRhsFnBS` defined as follows:

```
typedef int (*CVRhsFnBS)(sunrealtype t, N_Vector y, N_Vector *yS, N_Vector yB, N_Vector yBdot, void
*user_dataB)
```

This function evaluates the right-hand side $f_B(t, y, y_B, s)$ of the backward problem ODE system. This could be either (2.20) or (2.23).

Arguments:

- `t` – is the current value of the independent variable.
- `y` – is the current value of the forward solution vector.
- `yS` – a pointer to an array of `Ns` vectors containing the sensitivities of the forward solution.
- `yB` – is the current value of the backward dependent variable vector.
- `yBdot` – is the output vector containing the right-hand side.
- `user_dataB` – is a pointer to user data, same as passed to `CVodeSetUserDataB`.

Return value:

A `CVRhsFnBS` should return 0 if successful, a positive value if a recoverable error occurred (in which case CVODES will attempt to correct), or a negative value if it failed unrecoverably (in which case the integration is halted and `CVodeB()` returns `CV_RHSFUNC_FAIL`).

Notes:

Allocation of memory for `yBdot` is handled within CVODES. The `y`, `yB`, and `yBdot` arguments are all of type `N_Vector`, but `yB` and `yBdot` typically have different internal representations from `y`. Likewise for each `yS[i]`. It is the user's responsibility to access the vector data consistently (including the use of the correct accessor macros from each `N_Vector` implementation). For the sake of computational efficiency, the vector functions in the two `N_Vector` implementations provided with CVODES do not perform any

consistency checks with respect to their `N_Vector` arguments (see §6). The `user_dataB` pointer is passed to the user's `rhsBS` function every time it is called and can be the same as the `user_data` pointer used for the forward problem.

Warning

Before calling the user's `rhsBS` function, CVODES needs to evaluate (through interpolation) the values of the states from the forward integration. If an error occurs in the interpolation, CVODES triggers an unrecoverable failure in the right-hand side function which will halt the integration and `CVodeB()` will return `CV_RHSFUNC_FAIL`.

5.4.3.3 Quadrature right-hand side for the backward problem

The user must provide an `fQB` function of type `CVQuadRhsFnB` defined by

```
typedef int (*CVQuadRhsFnB)(sunrealtype t, N_Vector y, N_Vector yB, N_Vector qBdot, void *user_dataB)
```

This function computes the quadrature equation right-hand side for the backward problem.

Arguments:

- `t` – is the current value of the independent variable.
- `y` – is the current value of the forward solution vector.
- `yB` – is the current value of the backward dependent variable vector.
- `qBdot` – is the output vector containing the right-hand side `fQB` of the backward quadrature equations.
- `user_dataB` – is a pointer to user data, same as passed to `CVodeSetUserDataB`.

Return value:

A `CVQuadRhsFnB` should return 0 if successful, a positive value if a recoverable error occurred (in which case CVODES will attempt to correct), or a negative value if it failed unrecoverably (in which case the integration is halted and `CVodeB()` returns `CV_QRHSFUNC_FAIL`).

Notes:

Allocation of memory for `rhsvalBQ` is handled within CVODES. The `y`, `yB`, and `qBdot` arguments are all of type `N_Vector`, but they typically do not all have the same representation. It is the user's responsibility to access the vector data consistently (including the use of the correct accessor macros from each `N_Vector` implementation). For the sake of computational efficiency, the vector functions in the two `N_Vector` implementations provided with CVODES do not perform any consistency checks with respect to their `N_Vector` arguments (see §6). The `user_dataB` pointer is passed to the user's `fQB` function every time it is called and can be the same as the `user_data` pointer used for the forward problem.

Warning

Before calling the user's `fQB` function, CVODES needs to evaluate (through interpolation) the values of the states from the forward integration. If an error occurs in the interpolation, CVODES triggers an unrecoverable failure in the quadrature right-hand side function which will halt the integration and `CVodeB()` will return `CV_QRHSFUNC_FAIL`.

5.4.3.4 Sensitivity-dependent quadrature right-hand side for the backward problem

The user must provide an fQBS function of type *CVQuadRhsFnBS* defined by

```
typedef int (*CVQuadRhsFnBS)(sunrealtype t, N_Vector y, N_Vector *yS, N_Vector yB, N_Vector qBdot, void
*user_dataB)
```

This function computes the quadrature equation right-hand side for the backward problem.

Arguments:

- *t* – is the current value of the independent variable.
- *y* – is the current value of the forward solution vector.
- *yS* – a pointer to an array of *Ns* vectors containing the sensitivities of the forward solution.
- *yB* – is the current value of the backward dependent variable vector.
- *qBdot* – is the output vector containing the right-hand side fQBS of the backward quadrature equations.
- *user_dataB* – is a pointer to user data, same as passed to *CVodeSetUserDataB*.

Return value:

A *CVQuadRhsFnBS* should return 0 if successful, a positive value if a recoverable error occurred (in which case CVODES will attempt to correct), or a negative value if it failed unrecoverably (in which case the integration is halted and *CVodeB()* returns *CV_QRHSFUNC_FAIL*).

Notes:

Allocation of memory for *qBdot* is handled within CVODES. The *y*, *yS*, and *qBdot* arguments are all of type *N_Vector*, but they typically do not all have the same internal representation. Likewise for each *yS[i]*. It is the user's responsibility to access the vector data consistently (including the use of the correct accessor macros from each *N_Vector* implementation). For the sake of computational efficiency, the vector functions in the two *N_Vector* implementations provided with CVODES do not perform any consistency checks with respect to their *N_Vector* arguments (see §6). The *user_dataB* pointer is passed to the user's fQBS function every time it is called and can be the same as the *user_data* pointer used for the forward problem.

Warning

Before calling the user's fQBS function, CVODES needs to evaluate (through interpolation) the values of the states from the forward integration. If an error occurs in the interpolation, CVODES triggers an unrecoverable failure in the quadrature right-hand side function which will halt the integration and *CVodeB()* will return *CV_QRHSFUNC_FAIL*.

5.4.3.5 Jacobian construction for the backward problem (matrix-based linear solvers)

If a matrix-based linear solver module is used for the backward problem (i.e., a non-NULL *SUNMatrix* object was supplied to *CVodeSetLinearSolverB()*), the user may provide a function of type *CVLsJacFnB* or *CVLsJacFnBS*, defined as follows:

```
typedef int (*CVLsJacFnB)(sunrealtype t, N_Vector y, N_Vector yB, N_Vector fyB, SUNMatrix JacB, void
*user_dataB, N_Vector tmp1B, N_Vector tmp2B, N_Vector tmp3B)
```

This function computes the Jacobian of the backward problem (or an approximation to it).

Arguments:

- *t* – is the current value of the independent variable.

- y – is the current value of the forward solution vector.
- yB – is the current value of the backward dependent variable vector.
- fyB – is the current value of the backward right-hand side function f_B .
- $JacB$ – is the output approximate Jacobian matrix.
- $user_dataB$ – is a pointer to the same user data passed to `CVodeSetUserDataB`.
- $tmp1B$, $tmp2B$, $tmp3B$ – are pointers to memory allocated for variables of type `N_Vector` which can be used by the `CVLSJacFnB` function as temporary storage or work space.

Return value:

A `CVLSJacFnB` should return 0 if successful, a positive value if a recoverable error occurred (in which case CVODES will attempt to correct, while CVLS sets `last_flag` to `CVLS_JACFUNC_RECVR`), or a negative value if it failed unrecoverably (in which case the integration is halted, `CVodeB()` returns `CV_LSETUP_FAIL` and CVLS sets `last_flag` to `CVLS_JACFUNC_UNRECVR`).

Notes:

A user-supplied Jacobian function must load the matrix $JacB$ with an approximation to the Jacobian matrix at the point (t, y, yB) , where y is the solution of the original IVP at time tt , and yB is the solution of the backward problem at the same time. Information regarding the structure of the specific `SUNMatrix` structure (e.g. number of rows, upper/lower bandwidth, sparsity type) may be obtained through using the implementation-specific `SUNMatrix` interface functions (see §7 for details). With direct linear solvers (i.e., linear solvers with type `SUNLINEARSOLVER_DIRECT`), the Jacobian matrix $J(t, y)$ is zeroed out prior to calling the user-supplied Jacobian function so only nonzero elements need to be loaded into $JacB$.

Warning

Before calling the user's `CVLSJacFnB`, CVODES needs to evaluate (through interpolation) the values of the states from the forward integration. If an error occurs in the interpolation, CVODES triggers an unrecoverable failure in the Jacobian function which will halt the integration (`CVodeB()` returns `CV_LSETUP_FAIL` and CVLS sets `last_flag` to `CVLS_JACFUNC_UNRECVR`).

Added in version 4.0.0: Replaces the deprecated type `CVDlsJacFnB`.

```
typedef int (*CVLSJacFnBS)(sunrealtype t, N_Vector y, N_Vector *yS, N_Vector yB, N_Vector fyB, SUNMatrix
JacB, void *user_dataB, N_Vector tmp1B, N_Vector tmp2B, N_Vector tmp3B)
```

This function computes the Jacobian of the backward problem (or an approximation to it), in the case where the backward problem depends on the forward sensitivities.

Arguments:

- t – is the current value of the independent variable.
- y – is the current value of the forward solution vector.
- yS – a pointer to an array of N_s vectors containing the sensitivities of the forward solution.
- yB – is the current value of the backward dependent variable vector.
- fyB – is the current value of the backward right-hand side function f_B .
- $JacB$ – is the output approximate Jacobian matrix.
- $user_dataB$ – is a pointer to the same user data passed to `CVodeSetUserDataB`.
- $tmp1B$, $tmp2B$, $tmp3B$ – are pointers to memory allocated for variables of type `N_Vector` which can be used by the `CVLSLinSysFnBS` function as temporary storage or work space.

Return value:

A *CVLSJacFnBS* should return 0 if successful, a positive value if a recoverable error occurred (in which case CVODES will attempt to correct, while CVLS sets `last_flag` to `CVLS_JACFUNC_RECVR`), or a negative value if it failed unrecoverably (in which case the integration is halted, *CVodeB()* returns `CV_LSETUP_FAIL` and CVLS sets `last_flag` to `CVLS_JACFUNC_UNRECVR`).

Notes:

A user-supplied Jacobian function must load the matrix `JacB` with an approximation to the Jacobian matrix at the point (t, y, yS, yB) , where y is the solution of the original IVP at time t , yS is the vector of forward sensitivities at time t , and yB is the solution of the backward problem at the same time. Information regarding the structure of the specific `SUNMatrix` structure (e.g. number of rows, upper/lower bandwidth, sparsity type) may be obtained through using the implementation-specific `SUNMatrix` interface functions (see §7). With direct linear solvers (i.e., linear solvers with type `SUNLINEARSOLVER_DIRECT`, the Jacobian matrix $J(t, y)$ is zeroed out prior to calling the user-supplied Jacobian function so only nonzero elements need to be loaded into `JacB`.

Warning

Before calling the user's *CVLSJacFnBS*, CVODES needs to evaluate (through interpolation) the values of the states from the forward integration. If an error occurs in the interpolation, CVODES triggers an unrecoverable failure in the Jacobian function which will halt the integration (*CVodeB()* returns `CV_LSETUP_FAIL` and CVLS sets `last_flag` to `CVLS_JACFUNC_UNRECVR`).

Added in version 4.0.0: Replaces the deprecated type `CVDlsJacFnBS`.

5.4.3.6 Linear system construction for the backward problem (matrix-based linear solvers)

With matrix-based linear solver modules, as an alternative to optionally supplying a function for evaluating the Jacobian of the ODE right-hand side function, the user may optionally supply a function of type *CVLSLinSysFnB* or *CVLSLinSysFnBS* for evaluating the linear system, $M_B = I - \gamma_B J_B$ (or an approximation of it) for the backward problem.

```
typedef int (*CVLSLinSysFnB)(sunrealtype t, N_Vector y, N_Vector yB, N_Vector fyB, SUNMatrix AB,
sunbooleantype jokB, sunbooleantype *jcurB, sunrealtype gammaB, void *user_dataB, N_Vector tmp1B, N_Vector
tmp2B, N_Vector tmp3B);
```

This function computes the linear system of the backward problem (or an approximation to it).

Arguments:

- `t` – is the current value of the independent variable.
- `y` – is the current value of the forward solution vector.
- `yB` – is the current value of the backward dependent variable vector.
- `fyB` – is the current value of the backward right-hand side function f_B .
- `AB` – is the output approximate linear system matrix.
- `jokB` – is an input flag indicating whether Jacobian-related data needs to be recomputed (`jokB = SUNFALSE`) or information saved from a previous information can be safely used (`jokB = SUNTRUE`).
- `jcurB` – is an output flag which must be set to `SUNTRUE` if Jacobian-related data was recomputed or `SUNFALSE` otherwise.
- `gammaB` – is the scalar appearing in the matrix $M_B = I - \gamma_B J_B$.
- `user_dataB` – is a pointer to the same user data passed to `CVodeSetUserDataB`.

- tmp1B, tmp2B, tmp3B – are pointers to memory allocated for variables of type `N_Vector` which can be used by the `CVLSLinSysFnB` function as temporary storage or work space.

Return value:

A `CVLSLinSysFnB` should return 0 if successful, a positive value if a recoverable error occurred (in which case CVODES will attempt to correct, while CVLS sets `last_flag` to `CVLS_JACFUNC_RECVR`), or a negative value if it failed unrecoverably (in which case the integration is halted, `CVodeB()` returns `CV_LSETUP_FAIL` and CVLS sets `last_flag` to `CVLS_JACFUNC_UNRECVR`).

Notes:

A user-supplied linear system function must load the matrix AB with an approximation to the linear system matrix at the point (`t`, `y`, `yB`), where `y` is the solution of the original IVP at time `tt`, and `yB` is the solution of the backward problem at the same time.

Warning

Before calling the user's `CVLSLinSysFnB`, CVODES needs to evaluate (through interpolation) the values of the states from the forward integration. If an error occurs in the interpolation, CVODES triggers an unrecoverable failure in the linear system function which will halt the integration (`CVodeB()` returns `CV_LSETUP_FAIL` and CVLS sets `last_flag` to `CVLS_JACFUNC_UNRECVR`).

```
typedef int (*CVLSLinSysFnBS)(sunrealtype t, N_Vector y, N_Vector *yS, N_Vector yB, N_Vector fyB, SUNMatrix
AB, sunbooleantype jokB, sunbooleantype *jcurB, sunrealtype gammaB, void *user_dataB, N_Vector tmp1B,
N_Vector tmp2B, N_Vector tmp3B);
```

This function computes the linear system of the backward problem (or an approximation to it), in the case where the backward problem depends on the forward sensitivities.

Arguments:

- `t` – is the current value of the independent variable.
- `y` – is the current value of the forward solution vector.
- `yS` – a pointer to an array of `Ns` vectors containing the sensitivities of the forward solution.
- `yB` – is the current value of the backward dependent variable vector.
- `fyB` – is the current value of the backward right-hand side function f_B .
- `AB` – is the output approximate linear system matrix.
- `jokB` – is an input flag indicating whether Jacobian-related data needs to be recomputed (`jokB = SUNFALSE`) or information saved from a previous information can be safely used (`jokB = SUNTRUE`).
- `jcurB` – is an output flag which must be set to `SUNTRUE` if Jacobian-related data was recomputed or `SUNFALSE` otherwise.
- `gammaB` – is the scalar appearing in the matrix
- `user_dataB` – is a pointer to the same user data passed to `CVodeSetUserDataB`.
- `tmp1B`, `tmp2B`, `tmp3B` – are pointers to memory allocated for variables of type `N_Vector` which can be used by the `CVLSLinSysFnBS` function as temporary storage or work space.

Return value:

A `CVLSLinSysFnBS` should return 0 if successful, a positive value if a recoverable error occurred (in which case CVODES will attempt to correct, while CVLS sets `last_flag` to `CVLS_JACFUNC_RECVR`), or a negative value if it failed unrecoverably (in which case the integration is halted, `CVodeB()` returns `CV_LSETUP_FAIL` and CVLS sets `last_flag` to `CVLS_JACFUNC_UNRECVR`).

Notes:

A user-supplied linear system function must load the matrix **AB** with an approximation to the linear system matrix at the point (t, y, yS, yB) , where y is the solution of the original IVP at time t , yS is the vector of forward sensitivities at time t , and yB is the solution of the backward problem at the same time.

Warning

Before calling the user's *CVLSLinSysFnBS*, CVODES needs to evaluate (through interpolation) the values of the states from the forward integration. If an error occurs in the interpolation, CVODES triggers an unrecoverable failure in the linear system function which will halt the integration (*CVodeB()* returns *CV_LSETUP_FAIL* and *CVLS* sets *last_flag* to *CVLS_JACFUNC_UNRECVR*).

5.4.3.7 Jacobian-vector product for the backward problem (matrix-free linear solvers)

If a matrix-free linear solver is to be used for the backward problem (i.e., a *NULL*-valued *SUNMatrix* was supplied to *CVodeSetLinearSolverB()* in the steps described in §5.4.1, the user may provide a function of type *CVLSJacTimesVecFnB* or *CVLSJacTimesVecFnBS* in the following form, to compute matrix-vector products Jv . If such a function is not supplied, the default is a difference quotient approximation to these products.

```
typedef int (*CVLSJacTimesVecFnB)(N_Vector vB, N_Vector JvB, sunrealtype t, N_Vector y, N_Vector yB,
N_Vector fyB, void *jac_dataB, N_Vector tmpB);
```

This function computes the action of the Jacobian JB for the backward problem on a given vector vB .

Arguments:

- vB – is the vector by which the Jacobian must be multiplied to the right.
- JvB – is the computed output vector $JB*vB$.
- t – is the current value of the independent variable.
- y – is the current value of the forward solution vector.
- yB – is the current value of the backward dependent variable vector.
- fyB – is the current value of the backward right-hand side function f_B .
- *user_dataB* – is a pointer to the same user data passed to *CVodeSetUserDataB*.
- *tmpB* – is a pointer to memory allocated for a variable of type *N_Vector* which can be used by *CVLSJacTimesVecFnB* as temporary storage or work space.

Return value:

The return value of a function of type *CVLSJacTimesVecFnB* should be if successful or nonzero if an error was encountered, in which case the integration is halted.

Notes:

A user-supplied Jacobian-vector product function must load the vector JvB with the product of the Jacobian of the backward problem at the point (t, y, yB) and the vector vB . Here, y is the solution of the original IVP at time t and yB is the solution of the backward problem at the same time. The rest of the arguments are equivalent to those passed to a function of type *CVLSJacTimesVecFn*. If the backward problem is the adjoint of $\dot{y} = f(t, y)$, then this function is to compute $-(\partial f / \partial y_i)^T v_B$.

Added in version 4.0.0: Replaces the deprecated type *CVSpilsJacTimesVecFnB*.

```
typedef int (*CVLSJacTimesVecFnBS)(N_Vector vB, N_Vector JvB, sunrealtype t, N_Vector y, N_Vector *yS,
N_Vector yB, N_Vector fyB, void *user_dataB, N_Vector tmpB);
```

This function computes the action of the Jacobian JB for the backward problem on a given vector vB , in the case where the backward problem depends on the forward sensitivities.

Arguments:

- **vB** – is the vector by which the Jacobian must be multiplied to the right.
- **JvB** – is the computed output vector $JB \cdot vB$.
- **t** – is the current value of the independent variable.
- **y** – is the current value of the forward solution vector.
- **yS** – is a pointer to an array containing the forward sensitivity vectors.
- **yB** – is the current value of the backward dependent variable vector.
- **fyB** – is the current value of the backward right-hand side function f_B .
- **user_dataB** – is a pointer to the same user data passed to `CVodeSetUserDataB`.
- **tmpB** – is a pointer to memory allocated for a variable of type `N_Vector` which can be used by `CVLsJacTimesVecFnB` as temporary storage or work space.

Return value:

The return value of a function of type `CVLsJacTimesVecFnBS` should be if successful or nonzero if an error was encountered, in which case the integration is halted.

Notes:

A user-supplied Jacobian-vector product function must load the vector **JvB** with the product of the Jacobian of the backward problem at the point (t, y, yB) and the vector **vB**. Here, **y** is the solution of the original IVP at time **t** and **yB** is the solution of the backward problem at the same time. The rest of the arguments are equivalent to those passed to a function of type `CVLsJacTimesVecFn`.

Added in version 4.0.0: Replaces the deprecated type `CVSpilsJacTimesVecFnBS`.

5.4.3.8 Jacobian-vector product setup for the backward problem (matrix-free linear solvers)

If the user's Jacobian-times-vector routine requires that any Jacobian-related data be preprocessed or evaluated, then this needs to be done in a user-supplied function of type `CVLsJacTimesSetupFnB` or `CVLsJacTimesSetupFnBS`, defined as follows:

```
typedef int (*CVLsJacTimesSetupFnB)(sunrealtype t, N_Vector y, N_Vector yB, N_Vector fyB, void *user_dataB)
```

This function preprocesses and/or evaluates Jacobian data needed by the Jacobian-times-vector routine for the backward problem.

Arguments:

- **t** – is the current value of the independent variable.
- **y** – is the current value of the dependent variable vector, $y(t)$.
- **yB** – is the current value of the backward dependent variable vector.
- **fyB** – is the current value of the right-hand-side for the backward problem.
- **user_dataB** – is a pointer to user data `CVodeSetUserDataB`.

Return value:

The value returned by the Jacobian-vector setup function should be if successful, positive for a recoverable error (in which case the step will be retried), or negative for an unrecoverable error (in which case the integration is halted).

Notes:

Each call to the Jacobian-vector setup function is preceded by a call to the backward problem residual user function with the same (t, y, yB) arguments. Thus, the setup function can use any auxiliary data

that is computed and saved during the evaluation of the right-hand-side function. If the user's *CVLSJacTimesVecFnB* function uses difference quotient approximations, it may need to access quantities not in the call list. These include the current stepsize, the error weights, etc. To obtain these, the user will need to add a pointer to `ccode_mem` to `user_dataB` and then use the `CVGet*` functions described in §5.1.3.12. The unit roundoff can be accessed as `SUN_UNIT_ROUNDOFF` defined in `sundials_types.h`.

Added in version 4.0.0: Replaces the deprecated function type `CVSpilsJacTimesSetupFnB`.

```
typedef int (*CVLSJacTimesSetupFnB)(sunrealtype t, N_Vector y, N_Vector *yS, N_Vector yB, N_Vector fyB,
void *user_dataB)
```

This function preprocesses and/or evaluates Jacobian data needed by the Jacobian-times-vector routine for the backward problem, in the case that the backward problem depends on the forward sensitivities.

Arguments:

- `t` – is the current value of the independent variable.
- `y` – is the current value of the dependent variable vector, $y(t)$.
- `yS` – a pointer to an array of `Ns` vectors containing the sensitivities of the forward solution.
- `yB` – is the current value of the backward dependent variable vector.
- `fyB` – is the current value of the right-hand-side function for the backward problem.
- `user_dataB` – is a pointer to the same user data provided to `CVodeSetUserDataB`.

Return value:

The value returned by the Jacobian-vector setup function should be if successful, positive for a recoverable error (in which case the step will be retried), or negative for an unrecoverable error (in which case the integration is halted).

Notes:

Each call to the Jacobian-vector setup function is preceded by a call to the backward problem residual user function with the same (`t`, `y`, `yS`, `yB`) arguments. Thus, the setup function can use any auxiliary data that is computed and saved during the evaluation of the right-hand-side function. If the user's *CVLSJacTimesVecFnBS* function uses difference quotient approximations, it may need to access quantities not in the call list. These include the current stepsize, the error weights, etc. To obtain these, the user will need to add a pointer to `ccode_mem` to `user_dataB` and then use the `CVGet*` functions described in §5.1.3.12. The unit roundoff can be accessed as `SUN_UNIT_ROUNDOFF` defined in `sundials_types.h`.

Added in version 4.0.0: Replaces the deprecated type `CVSpilsJacTimesSetupFnBS`.

5.4.3.9 Preconditioner solve for the backward problem (iterative linear solvers)

If a user-supplied preconditioner is to be used with a `SUNLinearSolver` solver module, then the user must provide a function to solve the linear system $Pz = r$, where P may be either a left or a right preconditioner matrix. Here P should approximate (at least crudely) the matrix $M_B = I - \gamma_B J_B$, where $J_B = \partial f_B / \partial y_B$. If preconditioning is done on both sides, the product of the two preconditioner matrices should approximate M_B . This function must be of one of the following two types:

```
typedef int (*CVLSPrecSolveFnB)(sunrealtype t, N_Vector y, N_Vector yB, N_Vector fyB, N_Vector rvecB,
N_Vector zvecB, sunrealtype gammaB, sunrealtype deltaB, void *user_dataB)
```

This function solves the preconditioning system $Pz = r$ for the backward problem.

Arguments:

- `t` – is the current value of the independent variable.
- `y` – is the current value of the forward solution vector.

- `yB` – is the current value of the backward dependent variable vector.
- `fyB` – is the current value of the backward right-hand side function f_B .
- `rvecB` – is the right-hand side vector r of the linear system to be solved.
- `zvecB` – is the computed output vector.
- `gammaB` – is the scalar appearing in the matrix, $M_B = I - \gamma_B J_B$.
- `deltaB` – is an input tolerance to be used if an iterative method is employed in the solution.
- `user_dataB` – is a pointer to the same user data passed to `CVodeSetUserDataB`.

Return value:

The return value of a preconditioner solve function for the backward problem should be if successful, positive for a recoverable error (in which case the step will be retried), or negative for an unrecoverable error (in which case the integration is halted).

Added in version 4.0.0: Replaces the deprecated type `CVSpilsPrecSolveFnB`.

```
typedef int (*CVLsPrecSolveFnBS)(sunrealtype t, N_Vector y, N_Vector *yS, N_Vector yB, N_Vector fyB,  
N_Vector rvecB, N_Vector zvecB, sunrealtype gammaB, sunrealtype deltaB, void *user_dataB)
```

This function solves the preconditioning system $Pz = r$ for the backward problem, in the case where the backward problem depends on the forward sensitivities.

Arguments:

- `t` – is the current value of the independent variable.
- `y` – is the current value of the forward solution vector.
- `yS` – is a pointer to an array containing the forward sensitivity vectors.
- `yB` – is the current value of the backward dependent variable vector.
- `fyB` – is the current value of the backward right-hand side function f_B .
- `rvecB` – is the right-hand side vector r of the linear system to be solved.
- `zvecB` – is the computed output vector.
- `gammaB` – is the scalar appearing in the matrix, $M_B = I - \gamma_B J_B$.
- `deltaB` – is an input tolerance to be used if an iterative method is employed in the solution.
- `user_dataB` – is a pointer to the same user data passed to `CVodeSetUserDataB`.

Return value:

The return value of a preconditioner solve function for the backward problem should be if successful, positive for a recoverable error (in which case the step will be retried), or negative for an unrecoverable error (in which case the integration is halted).

Added in version 4.0.0: Replaces the deprecated type `CVSpilsPrecSolveFnBS`.

5.4.3.10 Preconditioner setup for the backward problem (iterative linear solvers)

If the user's preconditioner requires that any Jacobian-related data be preprocessed or evaluated, then this needs to be done in a user-supplied function of one of the following two types:

```
typedef int (*CVLsPrecSetupFnB)(sunrealtype t, N_Vector y, N_Vector yB, N_Vector fyB, sunbooleantype jokB,  
sunbooleantype *jcurPtrB, sunrealtype gammaB, void *user_dataB)
```

This function preprocesses and/or evaluates Jacobian-related data needed by the preconditioner for the backward problem.

Arguments:

- t – is the current value of the independent variable.
- y – is the current value of the forward solution vector.
- yB – is the current value of the backward dependent variable vector.
- fyB – is the current value of the backward right-hand side function f_B .
- $jokB$ – is an input flag indicating whether Jacobian-related data needs to be recomputed ($jokB = \text{SUNFALSE}$) or information saved from a previous invocation can be safely used ($jokB = \text{SUNTRUE}$).
- $jcurPtr$ – is an output flag which must be set to SUNTRUE if Jacobian-related data was recomputed or SUNFALSE otherwise.
- $gammaB$ – is the scalar appearing in the matrix $M_B = I - \gamma_B J_B$.
- $user_dataB$ – is a pointer to the same user data passed to `CVodeSetUserDataB`.

Return value:

The return value of a preconditioner setup function for the backward problem should be if successful, positive for a recoverable error (in which case the step will be retried), or negative for an unrecoverable error (in which case the integration is halted).

Added in version 4.0.0: Replaces the deprecated type `CVSpilsPrecSetupFnB`.

```
typedef int (*CVLsPrecSetupFnBS)(sunrealtype t, N_Vector y, N_Vector *yS, N_Vector yB, N_Vector fyB,
sunbooleantype jokB, sunbooleantype *jcurPtrB, sunrealtype gammaB, void *user_dataB)
```

This function preprocesses and/or evaluates Jacobian-related data needed by the preconditioner for the backward problem, in the case where the backward problem depends on the forward sensitivities.

Arguments:

- t – is the current value of the independent variable.
- y – is the current value of the forward solution vector.
- yS – is a pointer to an array containing the forward sensitivity vectors.
- yB – is the current value of the backward dependent variable vector.
- fyB – is the current value of the backward right-hand side function f_B .
- $jokB$ – is an input flag indicating whether Jacobian-related data needs to be recomputed ($jokB = \text{SUNFALSE}$) or information saved from a previous invocation can be safely used ($jokB = \text{SUNTRUE}$).
- $jcurPtr$ – is an output flag which must be set to SUNTRUE if Jacobian-related data was recomputed or SUNFALSE otherwise.
- $gammaB$ – is the scalar appearing in the matrix $M_B = I - \gamma_B J_B$.
- $user_dataB$ – is a pointer to the same user data passed to `CVodeSetUserDataB`.

Return value:

The return value of a preconditioner setup function for the backward problem should be if successful, positive for a recoverable error (in which case the step will be retried), or negative for an unrecoverable error (in which case the integration is halted).

Added in version 4.0.0: Replaces the deprecated type `CVSpilsPrecSetupFnBS`.

5.4.4 Using CVODES preconditioner modules for the backward problem

As on the forward integration phase, the efficiency of Krylov iterative methods for the solution of linear systems can be greatly enhanced through preconditioning. Both preconditioner modules provided with SUNDIALS, the serial banded preconditioner CVBANDPRE and the parallel band-block-diagonal preconditioner module CVBBDPRE, provide interface functions through which they can be used on the backward integration phase.

5.4.4.1 Using the banded preconditioner CVBANDPRE

The adjoint module in CVODES offers an interface to the banded preconditioner module CVBANDPRE described in section §5.2.7.1. This preconditioner, usable only in a serial setting, provides a band matrix preconditioner based on difference quotients of the backward problem right-hand side function `fB`. It generates a banded approximation to the Jacobian with m_{lB} sub-diagonals and m_{uB} super-diagonals to be used with one of the Krylov linear solvers.

In order to use the CVBANDPRE module in the solution of the backward problem, the user need not define any additional functions. Instead, *after* an iterative `SUNLinearSolver` object has been attached to CVODES via a call to `CVodeSetLinearSolverB()`, the following call to the CVBANDPRE module initialization function must be made.

```
int CVBandPrecInitB(void *ccode_mem, int which, sunindextype nB, sunindextype muB, sunindextype mlB)
```

The function `CVBandPrecInitB()` initializes and allocates memory for the CVBANDPRE preconditioner for the backward problem. It creates, allocates, and stores (internally in the CVODES solver block) a pointer to the newly created CVBANDPRE memory block.

Arguments:

- `ccode_mem` – pointer to the CVODES memory block.
- `which` – the identifier of the backward problem.
- `nB` – backward problem dimension.
- `muB` – upper half-bandwidth of the backward problem Jacobian approximation.
- `mlB` – lower half-bandwidth of the backward problem Jacobian approximation.

Return value:

- `CVLS_SUCCESS` – The call to `CVBandPrecInitB()` was successful.
- `CVLS_MEM_FAIL` – A memory allocation request has failed.
- `CVLS_MEM_NULL` – The `ccode_mem` argument was `NULL`.
- `CVLS_LMEM_NULL` – No linear solver has been attached.
- `CVLS_ILL_INPUT` – An invalid parameter has been passed.

For more details on CVBANDPRE see §5.2.7.1.

5.4.4.2 Using the band-block-diagonal preconditioner CVBBDPRE

The adjoint module in CVODES offers an interface to the band-block-diagonal preconditioner module CVBBDPRE described in section §5.2.7.2. This generates a preconditioner that is a block-diagonal matrix with each block being a band matrix and can be used with one of the Krylov linear solvers and with the MPI-parallel vector module `NVECTOR_PARALLEL`.

In order to use the CVBBDPRE module in the solution of the backward problem, the user must define one or two additional functions, described at the end of this section.

Initialization of CVBBDPRE

The CVBBDPRE module is initialized by calling the following function, *after* an iterative SUNLinearSolver object has been attached to CVODES via a call to [CVodeSetLinearSolverB\(\)](#).

```
int CVBBDPrecInitB(void *cvide_mem, int which, sunindextype NlocalB, sunindextype mudqB, sunindextype
    mldqB, sunindextype mukeepB, sunindextype mlkeepB, sunrealtype dqrelyB,
    CVBBDLocalFnB glocB, CVBBDCommFnB gcommB)
```

The function [CVBBDPrecInitB\(\)](#) initializes and allocates memory for the CVBBDPRE preconditioner for the backward problem. It creates, allocates, and stores (internally in the CVODES solver block) a pointer to the newly created CVBBDPRE memory block.

Arguments:

- `cvide_mem` – pointer to the CVODES memory block.
- `which` – the identifier of the backward problem.
- `NlocalB` – local vector dimension for the backward problem.
- `mudqB` – upper half-bandwidth to be used in the difference-quotient Jacobian approximation.
- `mldqB` – lower half-bandwidth to be used in the difference-quotient Jacobian approximation.
- `mukeepB` – upper half-bandwidth of the retained banded approximate Jacobian block.
- `mlkeepB` – lower half-bandwidth of the retained banded approximate Jacobian block.
- `dqrelyB` – the relative increment in components of y_B used in the difference quotient approximations. The default is $dqrelyB = \sqrt{\text{unit roundoff}}$, which can be specified by passing `dqrely = 0.0`.
- `glocB` – the function which computes the function g_B^t, y, y_B approximating the right-hand side of the backward problem.
- `gcommB` – the optional function which performs all interprocess communication required for the computation of g_B .

Return value:

- `CVLS_SUCCESS` – The call to [CVBBDPrecInitB\(\)](#) was successful.
- `CVLS_MEM_FAIL` – A memory allocation request has failed.
- `CVLS_MEM_NULL` – The `cvide_mem` argument was NULL.
- `CVLS_LMEM_NULL` – No linear solver has been attached.
- `CVLS_ILL_INPUT` – An invalid parameter has been passed.

```
int CVBBDPrecReInitB(void *cvide_mem, int which, sunindextype mudqB, sunindextype mldqB, sunrealtype
    dqrelyB)
```

The function [CVBBDPrecReInitB\(\)](#) reinitializes the CVBBDPRE preconditioner for the backward problem.

Arguments:

- `cvide_mem` – pointer to the CVODES memory block returned by [CVodeCreate\(\)](#).
- `which` – the identifier of the backward problem.
- `mudqB` – upper half-bandwidth to be used in the difference-quotient Jacobian approximation.
- `mldqB` – lower half-bandwidth to be used in the difference-quotient Jacobian approximation.
- `dqrelyB` – the relative increment in components of y_B used in the difference quotient approximations.

Return value:

- CVLS_SUCCESS – The call to `CVBBDPrecReInitB()` was successful.
- CVLS_MEM_FAIL – A memory allocation request has failed.
- CVLS_MEM_NULL – The `ccode_mem` argument was NULL.
- CVLS_PMEM_NULL – The `CVBBDPrecInitB()` has not been previously called.
- CVLS_LMEM_NULL – No linear solver has been attached.
- CVLS_ILL_INPUT – An invalid parameter has been passed.

For more details on CVBBDPRE see §5.2.7.2.

User-supplied functions for CVBBDPRE

To use the CVBBDPRE module, the user must supply one or two functions which the module calls to construct the preconditioner: a required function `glocB` (of type `CVBBDLocalFnB`) which approximates the right-hand side of the backward problem and which is computed locally, and an optional function `gcommB` (of type `CVBBDCommFnB`) which performs all interprocess communication necessary to evaluate this approximate right-hand side. The prototypes for these two functions are described below.

```
typedef int (*CVBBDLocalFnB)(sunindextype NlocalB, sunrealtype t, N_Vector y, N_Vector yB, N_Vector gB, void  
*user_dataB)
```

This `glocB` function loads the vector `gB`, an approximation to the right-hand side f_B of the backward problem, as a function of `t`, `y`, and `yB`.

Arguments:

- `NlocalB` – is the local vector length for the backward problem.
- `t` – is the value of the independent variable.
- `y` – is the current value of the forward solution vector.
- `yB` – is the current value of the backward dependent variable vector.
- `gB` – is the output vector, $g_B(t, y, y_B)$.
- `user_dataB` – is a pointer to the same user data passed to `CVodeSetUserDataB`.

Return value:

An `CVBBDLocalFnB` should return 0 if successful, a positive value if a recoverable error occurred (in which case CVODES will attempt to correct), or a negative value if it failed unrecoverably (in which case the integration is halted and `CVodeB()` returns `CV_LSETUP_FAIL`).

Notes:

This routine must assume that all interprocess communication of data needed to calculate `gB` has already been done, and this data is accessible within `user_dataB`.

Warning

Before calling the user's `CVBBDLocalFnB`, CVODES needs to evaluate (through interpolation) the values of the states from the forward integration. If an error occurs in the interpolation, CVODES triggers an unrecoverable failure in the preconditioner setup function which will halt the integration (`CVodeB()` returns `CV_LSETUP_FAIL`).

```
typedef int (*CVBBDCommFnB)(sunindextype NlocalB, sunrealtype t, N_Vector y, N_Vector yB, void *user_dataB)
```

This `gcommB` function must perform all interprocess communications necessary for the execution of the `glocB` function above, using the input vectors `y` and `yB`.

Arguments:

- `NlocalB` – is the local vector length.
- `t` – is the value of the independent variable.
- `y` – is the current value of the forward solution vector.
- `yB` – is the current value of the backward dependent variable vector.
- `user_dataB` – is a pointer to the same user data passed to `CVodeSetUserDataB`.

Return value:

An `CVBBDCommFnB` should return 0 if successful, a positive value if a recoverable error occurred (in which case CVODES will attempt to correct), or a negative value if it failed unrecoverably (in which case the integration is halted and `CVodeB()` returns `CV_LSETUP_FAIL`).

Notes:

The `gcommB` function is expected to save communicated data in space defined within the structure `user_dataB`. Each call to the `gcommB` function is preceded by a call to the function that evaluates the right-hand side of the backward problem with the same `t`, `y`, and `yB`, arguments. If there is no additional communication needed, then pass `gcommB = NULL` to `CVBBDPrecInitB()`.

Chapter 6

Vector Data Structures

The SUNDIALS library comes packaged with a variety of NVECTOR implementations, designed for simulations in serial, shared-memory parallel, and distributed-memory parallel environments, as well as interfaces to vector data structures used within external linear solver libraries. All native implementations assume that the process-local data is stored contiguously, and they in turn provide a variety of standard vector algebra operations that may be performed on the data.

In addition, SUNDIALS provides a simple interface for generic vectors (akin to a C++ *abstract base class*). All of the SUNDIALS packages (CVODE(s), IDA(s), KINSOL, ARKODE) in turn are constructed to only depend on these generic vector operations, making them immediately extensible to new user-defined vector objects. The only exceptions to this rule relate to the direct linear solver modules (and associated matrices), since they rely on particular data storage and access patterns in the NVECTORS used.

6.1 Description of the NVECTOR Modules

SUNDIALS solvers are written in a data-independent manner. They all operate on generic vectors (of type *N_Vector*) through a set of operations defined by, and specific to, the particular vector implementation. Users can provide a custom vector implementation or use one provided with SUNDIALS. The generic operations are described below. In the sections following, the implementations provided with SUNDIALS are described.

An *N_Vector* is a pointer to the *_generic_N_Vector* structure:

```
typedef struct _generic_N_Vector *N_Vector
```

```
struct _generic_N_Vector
```

The structure defining the SUNDIALS vector class.

void ***content**

Pointer to vector-specific member data.

N_Vector_Ops **ops**

A virtual table of vector operations provided by a specific implementation.

SUNContext **sunctx**

The SUNDIALS simulation context

The virtual table structure is defined as

```
typedef _generic_N_Vector_Ops *N_Vector_Ops
```

struct _generic_N_Vector_Ops

The structure defining *N_Vector* operations.

N_Vector_ID (***nvgetvectorid**)(*N_Vector*)

The function implementing *N_VGetVectorID()*

N_Vector (***nvclone**)(*N_Vector*)

The function implementing *N_VClone()*

N_Vector (***nvcloneempty**)(*N_Vector*)

The function implementing *N_VCloneEmpty()*

void (***nvdestroy**)(*N_Vector*)

The function implementing *N_VDestroy()*

void (***nvspace**)(*N_Vector*, *sunindextype**, *sunindextype**)

The function implementing *N_VSpace()*

sunrealtype *(***nvgetarraypointer**)(*N_Vector*)

The function implementing *N_VGetArrayPointer()*

sunrealtype *(***nvgetdevicearraypointer**)(*N_Vector*)

The function implementing *N_VGetDeviceArrayPointer()*

void (***nvsetarraypointer**)(*sunrealtype**, *N_Vector*)

The function implementing *N_VSetArrayPointer()*

SUNComm (***nvgetcommunicator**)(*N_Vector*)

The function implementing *N_VGetCommunicator()*

sunindextype (***nvgetlength**)(*N_Vector*)

The function implementing *N_VGetLength()*

sunindextype (***nvgetlocallength**)(*N_Vector*)

The function implementing *N_VGetLocalLength()*

void (***nvlinearsum**)(*sunrealtype*, *N_Vector*, *sunrealtype*, *N_Vector*, *N_Vector*)

The function implementing *N_VLinearSum()*

void (***nvconst**)(*sunrealtype*, *N_Vector*)

The function implementing *N_VConst()*

void (***nvprod**)(*N_Vector*, *N_Vector*, *N_Vector*)

The function implementing *N_VProd()*

void (***nvdiv**)(*N_Vector*, *N_Vector*, *N_Vector*)

The function implementing *N_VDiv()*

void (***nvscale**)(*sunrealtype*, *N_Vector*, *N_Vector*)

The function implementing *N_VScale()*

void (***nvabs**)(*N_Vector*, *N_Vector*)

The function implementing *N_VAbs()*

void (***nvinv**)(*N_Vector*, *N_Vector*)

The function implementing *N_VInv()*

`void (*nvaddconst)(N_Vector, sunrealtype, N_Vector)`
The function implementing `N_VAddConst()`

`sunrealtype (*nvdotprod)(N_Vector, N_Vector)`
The function implementing `N_VDotProd()`

`sunrealtype (*nvmaxnorm)(N_Vector)`
The function implementing `N_VMaxNorm()`

`sunrealtype (*nvwrmsnorm)(N_Vector, N_Vector)`
The function implementing `N_VWrmsNorm()`

`sunrealtype (*nvwrmsnormmask)(N_Vector, N_Vector, N_Vector)`
The function implementing `N_VWrmsNormMask()`

`sunrealtype (*nvmin)(N_Vector)`
The function implementing `N_VMin()`

`sunrealtype (*nvwl2norm)(N_Vector, N_Vector)`
The function implementing `N_VWL2Norm()`

`sunrealtype (*nv1lnorm)(N_Vector)`
The function implementing `N_VL1Norm()`

`void (*nvcompare)(sunrealtype, N_Vector, N_Vector)`
The function implementing `N_VCompare()`

`sunboolean_type (*nvinvtest)(N_Vector, N_Vector)`
The function implementing `N_VInvTest()`

`sunboolean_type (*nvconstrmask)(N_Vector, N_Vector, N_Vector)`
The function implementing `N_VConstrMask()`

`sunrealtype (*nvminquotient)(N_Vector, N_Vector)`
The function implementing `N_VMinQuotient()`

`SUNErrCode (*nvlinearcombination)(int, sunrealtype*, N_Vector*, N_Vector)`
The function implementing `N_VLinearCombination()`

`SUNErrCode (*nvscaleaddmulti)(int, sunrealtype*, N_Vector, N_Vector*, N_Vector*)`
The function implementing `N_VScaleAddMulti()`

`SUNErrCode (*nvdotprodmulti)(int, N_Vector, N_Vector*, sunrealtype*)`
The function implementing `N_VDotProdMulti()`

`SUNErrCode (*nvlinearsumvectorarray)(int, sunrealtype, N_Vector*, sunrealtype, N_Vector*, N_Vector*)`
The function implementing `N_VLinearSumVectorArray()`

`SUNErrCode (*nvscalevectorarray)(int, sunrealtype*, N_Vector*, N_Vector*)`
The function implementing `N_VScaleVectorArray()`

`SUNErrCode (*nvconstvectorarray)(int, sunrealtype, N_Vector*)`
The function implementing `N_VConstVectorArray()`

`SUNErrCode (*nvwrmsnormvectorarray)(int, N_Vector*, N_Vector*, sunrealtype*)`
The function implementing `N_VWrmsNormVectorArray()`

SUNErrorCode (***nvwrmsnormmaskvectorarray**)(int, *N_Vector**, *N_Vector**, *N_Vector*, *sunrealtype**)

The function implementing *N_VWrmsNormMaskVectorArray()*

SUNErrorCode (***nvscaleaddmultivectorarray**)(int, int, *sunrealtype**, *N_Vector**, *N_Vector***, *N_Vector***)

The function implementing *N_VScaleAddMultiVectorArray()*

SUNErrorCode (***nvlinearcombinationvectorarray**)(int, int, *sunrealtype**, *N_Vector***, *N_Vector**)

The function implementing *N_VLinearCombinationVectorArray()*

sunrealtype (***nvdotprodlocal**)(*N_Vector*, *N_Vector*)

The function implementing *N_VDotProdLocal()*

sunrealtype (***nvmaxnormlocal**)(*N_Vector*)

The function implementing *N_VMaxNormLocal()*

sunrealtype (***nvminlocal**)(*N_Vector*)

The function implementing *N_VMinLocal()*

sunrealtype (***nv1lnormlocal**)(*N_Vector*)

The function implementing *N_VL1NormLocal()*

sunboolean (***nvinvtestlocal**)(*N_Vector*, *N_Vector*)

The function implementing *N_VInvTestLocal()*

sunboolean (***nvconstrmasklocal**)(*N_Vector*, *N_Vector*, *N_Vector*)

The function implementing *N_VConstrMaskLocal()*

sunrealtype (***nvminquotientlocal**)(*N_Vector*, *N_Vector*)

The function implementing *N_VMinQuotientLocal()*

sunrealtype (***nvwsqrsumlocal**)(*N_Vector*, *N_Vector*)

The function implementing *N_VWSqrSumLocal()*

sunrealtype (***nvwsqrsummasklocal**)(*N_Vector*, *N_Vector*, *N_Vector*)

The function implementing *N_VWSqrSumMaskLocal()*

SUNErrorCode (***nvdotprodmultilocal**)(int, *N_Vector*, *N_Vector**, *sunrealtype**)

The function implementing *N_VDotProdMultiLocal()*

SUNErrorCode (***nvdotprodmultiallreduce**)(int, *N_Vector*, *sunrealtype**)

The function implementing *N_VDotProdMultiAllReduce()*

SUNErrorCode (***nvbufsize**)(*N_Vector*, *sunindex**)

The function implementing *N_VBufSize()*

SUNErrorCode (***nvbufpack**)(*N_Vector*, void*)

The function implementing *N_VBufPack()*

SUNErrorCode (***nvbufunpack**)(*N_Vector*, void*)

The function implementing *N_VBufUnpack()*

void (***nvprint**)(*N_Vector*)

The function implementing *N_VPrint()*

```
void (*nvprintf)(N_Vector, FILE*)
```

The function implementing `N_VPrintfFile()`

The generic NVECTOR module defines and implements the vector operations acting on a `N_Vector`. These routines are nothing but wrappers for the vector operations defined by a particular NVECTOR implementation, which are accessed through the `ops` field of the `N_Vector` structure. To illustrate this point we show below the implementation of a typical vector operation from the generic NVECTOR module, namely `N_VScale`, which performs the operation $z \leftarrow cx$ for vectors x and z and a scalar c :

```
void N_VScale(sunrealtype c, N_Vector x, N_Vector z) {
    z->ops->nvscale(c, x, z);
}
```

§6.2 contains a complete list of all standard vector operations defined by the generic NVECTOR module. §6.2.2, §6.2.3, §6.2.4, §6.2.5, and §6.2.6 list *optional* fused, vector array, local reduction, single buffer reduction, and exchange operations, respectively.

Fused and vector array operations (see §6.2.2 and §6.2.3) are intended to increase data reuse, reduce parallel communication on distributed memory systems, and lower the number of kernel launches on systems with accelerators. If a particular NVECTOR implementation defines a fused or vector array operation as `NULL`, the generic NVECTOR module will automatically call standard vector operations as necessary to complete the desired operation. In all SUNDIALS-provided NVECTOR implementations, all fused and vector array operations are disabled by default. However, these implementations provide additional user-callable functions to enable/disable any or all of the fused and vector array operations. See the following sections for the implementation specific functions to enable/disable operations.

Local reduction operations (see §6.2.4) are similarly intended to reduce parallel communication on distributed memory systems, particularly when NVECTOR objects are combined together within an `NVECTOR_MANYVECTOR` object (see §6.17). If a particular NVECTOR implementation defines a local reduction operation as `NULL`, the `NVECTOR_MANYVECTOR` module will automatically call standard vector reduction operations as necessary to complete the desired operation. All SUNDIALS-provided NVECTOR implementations include these local reduction operations, which may be used as templates for user-defined implementations.

The single buffer reduction operations (§6.2.5) are used in low-synchronization methods to combine separate reductions into one `MPI_Allreduce` call.

The exchange operations (see §6.2.6) are intended only for use with the XBraid library for parallel-in-time integration (accessible from ARKODE) and are otherwise unused by SUNDIALS packages.

6.1.1 NVECTOR Utility Functions

The generic NVECTOR module also defines several utility functions to aid in creation and management of arrays of `N_Vector` objects – these functions are particularly useful for Fortran users to utilize the `NVECTOR_MANYVECTOR` or SUNDIALS’ sensitivity-enabled packages CVODES and IDAS.

The functions `N_VCloneVectorArray()` and `N_VCloneVectorArrayEmpty()` create (by cloning) an array of *count* variables of type `N_Vector`, each of the same type as an existing `N_Vector` input:

```
N_Vector *N_VCloneVectorArray(int count, N_Vector w)
```

Clones an array of *count* `N_Vector` objects, allocating their data arrays (similar to `N_VClone()`).

Arguments:

- *count* – number of `N_Vector` objects to create.
- *w* – template `N_Vector` to clone.

Return value:

- pointer to a new `N_Vector` array on success.

- NULL pointer on failure.

N_Vector ***N_VCloneVectorArrayEmpty**(int count, *N_Vector* w)

Clones an array of count *N_Vector* objects, leaving their data arrays unallocated (similar to *N_VCloneEmpty()*).

Arguments:

- count – number of *N_Vector* objects to create.
- w – template *N_Vector* to clone.

Return value:

- pointer to a new *N_Vector* array on success.
- NULL pointer on failure.

An array of variables of type *N_Vector* can be destroyed by calling *N_VDestroyVectorArray()*:

void **N_VDestroyVectorArray**(*N_Vector* *vs, int count)

Destroys an array of count *N_Vector* objects.

Arguments:

- vs – *N_Vector* array to destroy.
- count – number of *N_Vector* objects in vs array.

Notes:

This routine will internally call the *N_Vector* implementation-specific *N_VDestroy()* operation.

If vs was allocated using *N_VCloneVectorArray()* then the data arrays for each *N_Vector* object will be freed; if vs was allocated using *N_VCloneVectorArrayEmpty()* then it is the user's responsibility to free the data for each *N_Vector* object.

Finally, we note that users of the Fortran 2003 interface may be interested in the additional utility functions *N_VNewVectorArray()*, *N_VGetVecAtIndexVectorArray()*, and *N_VSetVecAtIndexVectorArray()*, that are wrapped as *FN_NewVectorArray*, *FN_VGetVecAtIndexVectorArray*, and *FN_VSetVecAtIndexVectorArray*, respectively. These functions allow a Fortran 2003 user to create an empty vector array, access a vector from this array, and set a vector within this array:

N_Vector ***N_VNewVectorArray**(int count, *SUNContext* sunctx)

Creates an array of count *N_Vector* objects, the pointers to each are initialized as NULL.

Arguments:

- count – length of desired *N_Vector* array.
- sunctx – a *SUNContext* object

Return value:

- pointer to a new *N_Vector* array on success.
- NULL pointer on failure.

Changed in version 7.0.0: The function signature was updated to add the *SUNContext* argument.

N_Vector ***N_VGetVecAtIndexVectorArray**(*N_Vector* *vs, int index)

Accesses the *N_Vector* at the location index within the *N_Vector* array vs.

Arguments:

- vs – *N_Vector* array.

- `index` – desired `N_Vector` to access from within `vs`.

Return value:

- pointer to the indexed `N_Vector` on success.
- NULL pointer on failure (`index < 0` or `vs == NULL`).

Notes:

This routine does not verify that `index` is within the extent of `vs`, since `vs` is a simple `N_Vector` array that does not internally store its allocated length.

void **N_VSetVecAtIndexVectorArray**(*N_Vector* *vs, int index, *N_Vector* w)

Sets a pointer to `w` at the location `index` within the vector array `vs`.

Arguments:

- `vs` – `N_Vector` array.
- `index` – desired location to place the pointer to `w` within `vs`.
- `w` – `N_Vector` to set within `vs`.

Notes:

This routine does not verify that `index` is within the extent of `vs`, since `vs` is a simple `N_Vector` array that does not internally store its allocated length.

6.1.2 Implementing a custom NVECTOR

A particular implementation of the NVECTOR module must:

- Specify the *content* field of the `N_Vector` structure.
- Define and implement the vector operations. Note that the names of these routines should be unique to that implementation in order to permit using more than one NVECTOR module (each with different `N_Vector` internal data representations) in the same code.
- Define and implement user-callable constructor and destructor routines to create and free an `N_Vector` with the new *content* field and with *ops* pointing to the new vector operations.
- Optionally, define and implement additional user-callable routines acting on the newly-defined `N_Vector` (e.g., a routine to print the content for debugging purposes).
- Optionally, provide accessor macros as needed for that particular implementation to be used to access different parts in the *content* field of the newly-defined `N_Vector`.

To aid in the creation of custom NVECTOR modules, the generic NVECTOR module provides two utility functions *N_VNewEmpty()* and *N_VCopyOps()*. When used in custom NVECTOR constructors and clone routines these functions will ease the introduction of any new optional vector operations to the NVECTOR API by ensuring that only required operations need to be set, and that all operations are copied when cloning a vector.

N_Vector **N_VNewEmpty**(*SUNContext* sunctx)

This allocates a new generic `N_Vector` object and initializes its content pointer and the function pointers in the operations structure to NULL.

Return value: If successful, this function returns an `N_Vector` object. If an error occurs when allocating the object, then this routine will return NULL.

void **N_VFreeEmpty**(*N_Vector* v)

This routine frees the generic `N_Vector` object, under the assumption that any implementation-specific data that was allocated within the underlying content structure has already been freed. It will additionally test whether the *ops* pointer is NULL, and, if it is not, it will free it as well.

Arguments:

- v – an `N_Vector` object

SUNErrCode **N_VCopyOps**(*N_Vector* w , *N_Vector* v)

This function copies the function pointers in the ops structure of w into the ops structure of v .

Arguments:

- w – the vector to copy operations from
- v – the vector to copy operations to

Return value: Returns a *SUNErrCode*.

enum **N_Vector_ID**

Each *N_Vector* implementation included in SUNDIALS has a unique identifier specified in enumeration and shown in Table 6.1. It is recommended that a user supplied NVECTOR implementation use the SUNDIALS_NVEC_CUSTOM identifier.

Table 6.1: Vector Identifications associated with vector kernels supplied with SUNDIALS

Vector ID	Vector type	ID Value
SUNDIALS_NVEC_SERIAL	Serial	0
SUNDIALS_NVEC_PARALLEL	Distributed memory parallel (MPI)	1
SUNDIALS_NVEC_OPENMP	OpenMP shared memory parallel	2
SUNDIALS_NVEC_PTHREADS	PThreads shared memory parallel	3
SUNDIALS_NVEC_PARHYP	<i>hypre</i> ParHyp parallel vector	4
SUNDIALS_NVEC_PETSC	PETSc parallel vector	5
SUNDIALS_NVEC_CUDA	CUDA vector	6
SUNDIALS_NVEC_HIP	HIP vector	7
SUNDIALS_NVEC_SYCL	SYCL vector	8
SUNDIALS_NVEC_RAJA	RAJA vector	9
SUNDIALS_NVEC_OPENMPDEV	OpenMP vector with device offloading	10
SUNDIALS_NVEC_TRILINOS	Trilinos Tpetra vector	11
SUNDIALS_NVEC_MANYVECTOR	“ManyVector” vector	12
SUNDIALS_NVEC_MPIMANYVECTOR	MPI-enabled “ManyVector” vector	13
SUNDIALS_NVEC_MPIPLUSX	MPI+X vector	14
SUNDIALS_NVEC_CUSTOM	User-provided custom vector	15

6.1.3 Support for complex-valued vectors

While SUNDIALS itself is written under an assumption of real-valued data, it does provide limited support for complex-valued problems. However, since none of the built-in NVECTOR modules supports complex-valued data, users must provide a custom NVECTOR implementation for this task. Many of the NVECTOR routines described in the subsection §6.2 naturally extend to complex-valued vectors; however, some do not. To this end, we provide the following guidance:

- *N_VMin()* and *N_VMinLocal()* should return the minimum of all *real* components of the vector, i.e., $m = \min_{0 \leq i < n} \text{real}(x_i)$.
- *N_VConst()* (and similarly *N_VConstVectorArray()*) should set the real components of the vector to the input constant, and set all imaginary components to zero, i.e., $z_i = c + 0j$ for $0 \leq i < n$.
- *N_VAddConst()* should only update the real components of the vector with the input constant, leaving all imaginary components unchanged.

- `N_VWrmsNorm()`, `N_VWrmsNormMask()`, `N_VSqrSumLocal()` and `N_VSqrSumMaskLocal()` should assume that all entries of the weight vector `w` and the mask vector `id` are real-valued.
- `N_VDotProd()` should mathematically return a complex number for complex-valued vectors; as this is not possible with SUNDIALS' current `sunrealtype`, this routine should be set to NULL in the custom NVECTOR implementation.
- `N_VCompare()`, `N_VConstrMask()`, `N_VMinQuotient()`, `N_VConstrMaskLocal()` and `N_VMinQuotientLocal()` are ill-defined due to the lack of a clear ordering in the complex plane. These routines should be set to NULL in the custom NVECTOR implementation.

While many SUNDIALS solver modules may be utilized on complex-valued data, others cannot. Specifically, although each package's linear solver interface (e.g., ARKLS or CVLS) may be used on complex-valued problems, none of the built-in SUNMatrix or SUNLinearSolver modules will work (all of the direct linear solvers must store complex-valued data, and all of the iterative linear solvers require `N_VDotProd()`). Hence a complex-valued user must provide custom linear solver modules for their problem. At a minimum this will consist of a custom SUNLinearSolver implementation (see §8.1.8), and optionally a custom SUNMatrix as well. The user should then attach these modules as normal to the package's linear solver interface.

Similarly, although both the `SUNNonlinearSolver_Newton` and `SUNNonlinearSolver_FixedPoint` modules may be used with any of the IVP solvers (CVODE(S), IDA(S) and ARKODE) for complex-valued problems, the Anderson-acceleration option with `SUNNonlinearSolver_FixedPoint` cannot be used due to its reliance on `N_VDotProd()`. By this same logic, the Anderson acceleration feature within KINSOL will also not work with complex-valued vectors.

Finally, constraint-handling features of each package cannot be used for complex-valued data, due to the issue of ordering in the complex plane discussed above with `N_VCompare()`, `N_VConstrMask()`, `N_VMinQuotient()`, `N_VConstrMaskLocal()` and `N_VMinQuotientLocal()`.

We provide a simple example of a complex-valued example problem, including a custom complex-valued Fortran 2003 NVECTOR module, in the files `examples/arkode/F2003_custom/ark_analytic_complex_f2003.f90`, `examples/arkode/F2003_custom/fnvector_complex_mod.f90`, and `examples/arkode/F2003_custom/test_fnvector_complex_mod.f90`.

6.2 Description of the NVECTOR operations

6.2.1 Standard vector operations

The standard vector operations defined by the generic `N_Vector` module are defined as follows. For each of these operations, we give the name, usage of the function, and a description of its mathematical operations below.

`N_Vector` **N_VGetVectorID**(`N_Vector` `w`)

Returns the vector type identifier for the vector `w`. It is used to determine the vector implementation type (e.g. serial, parallel, ...) from the abstract `N_Vector` interface. Returned values are given in Table 6.1.

Usage:

```
id = N_VGetVectorID(w);
```

`N_Vector` **N_VClone**(`N_Vector` `w`)

Creates a new `N_Vector` of the same type as an existing vector `w` and sets the `ops` field. It does not copy the vector, but rather allocates storage for the new vector.

Usage:

```
v = N_VClone(w);
```

***N_Vector* N_VCloneEmpty(*N_Vector* w)**

Creates a new *N_Vector* of the same type as an existing vector *w* and sets the *ops* field. It does not allocate storage for the new vector's data.

Usage:

```
v = N_VCloneEmpty(w);
```

void N_VDestroy(*N_Vector* v)

Destroys the *N_Vector* *v* and frees memory allocated for its internal data.

Usage:

```
N_VDestroy(v);
```

void N_VSpace(*N_Vector* v, *sunindextype* *lrw, *sunindextype* *liw)

Returns storage requirements for the *N_Vector* *v*:

- *lrw* contains the number of *sunrealtype* words
- *liw* contains the number of integer words.

This function is advisory only, for use in determining a user's total space requirements; it could be a dummy function in a user-supplied NVECTOR module if that information is not of interest.

Usage:

```
N_VSpace(nvSpec, &lrw, &liw);
```

Deprecated since version 7.3.0: Work space functions will be removed in version 8.0.0.

***sunrealtype* *N_VGetArrayPointer(*N_Vector* v)**

Returns a pointer to a *sunrealtype* array from the *N_Vector* *v*. Note that this assumes that the internal data in the *N_Vector* is a contiguous array of *sunrealtype* and is accessible from the CPU.

This routine is only used in the solver-specific interfaces to the dense and banded (serial) linear solvers, and in the interfaces to the banded (serial) and band-block-diagonal (parallel) preconditioner modules provided with SUNDIALS.

Usage:

```
vdata = N_VGetArrayPointer(v);
```

***sunrealtype* *N_VGetDeviceArrayPointer(*N_Vector* v)**

Returns a device pointer to a *sunrealtype* array from the *N_Vector* *v*. Note that this assumes that the internal data in *N_Vector* is a contiguous array of *sunrealtype* and is accessible from the device (e.g., GPU).

This operation is *optional* except when using the GPU-enabled direct linear solvers.

Usage:

```
vdata = N_VGetArrayPointer(v);
```

void N_VSetArrayPointer(*sunrealtype* *vdata, *N_Vector* v)

Replaces the data array pointer in an *N_Vector* with a given array of *sunrealtype*. Note that this assumes that the internal data in the *N_Vector* is a contiguous array of *sunrealtype*. This routine is only used in the interfaces to the dense (serial) linear solver, hence need not exist in a user-supplied NVECTOR module.

Usage:

```
N_VSetArrayPointer(vdata,v);
```

SUNComm **N_VGetCommunicator**(*N_Vector* v)

Returns the *SUNComm* (which is just an *MPI_Comm* when SUNDIALS is built with MPI, otherwise it is an *int*) associated with the vector (if applicable). For MPI-unaware vector implementations, this should return *SUN_COMM_NULL*.

Usage:

```
MPI_Comm comm = N_VGetCommunicator(v); // Works if MPI is enabled
int comm = N_VGetCommunicator(v);      // Works if MPI is disabled
SUNComm comm = N_VGetCommunicator(v);  // Works with or without MPI
```

sunindextype **N_VGetLength**(*N_Vector* v)

Returns the global length (number of “active” entries) in the NVECTOR *v*. This value should be cumulative across all processes if the vector is used in a parallel environment. If *v* contains additional storage, e.g., for parallel communication, those entries should not be included.

Usage:

```
global_length = N_VGetLength(v);
```

sunindextype **N_VGetLocalLength**(*N_Vector* v)

Returns the local length (number of “active” entries) in the NVECTOR *v*. This value should be the length of the array returned by *N_VGetArrayPointer()* or *N_VGetDeviceArrayPointer()*.

Usage:

```
local_length = N_VGetLocalLength(v);
```

void **N_VLinearSum**(*sunrealtype* a, *N_Vector* x, *sunrealtype* b, *N_Vector* y, *N_Vector* z)

Performs the operation $z = ax + by$, where *a* and *b* are *sunrealtype* scalars and *x* and *y* are of type *N_Vector*:

$$z_i = ax_i + by_i, \quad i = 0, \dots, n-1.$$

The output vector *z* can be the same as either of the input vectors (*x* or *y*).

Usage:

```
N_VLinearSum(a, x, b, y, z);
```

void **N_VConst**(*sunrealtype* c, *N_Vector* z)

Sets all components of the *N_Vector* *z* to *sunrealtype* *c*:

$$z_i = c, \quad i = 0, \dots, n-1.$$

Usage:

```
N_VConst(c, z);
```

void **N_VProd**(*N_Vector* x, *N_Vector* y, *N_Vector* z)

Sets the *N_Vector* *z* to be the component-wise product of the *N_Vector* inputs *x* and *y*:

$$z_i = x_i y_i, \quad i = 0, \dots, n-1.$$

Usage:

```
N_VProd(x, y, z);
```

void **N_VDiv**(*N_Vector* x, *N_Vector* y, *N_Vector* z)

Sets the *N_Vector* z to be the component-wise ratio of the *N_Vector* inputs x and y :

$$z_i = \frac{x_i}{y_i}, \quad i = 0, \dots, n-1.$$

The y_i may not be tested for 0 values. It should only be called with a y that is guaranteed to have all nonzero components.

Usage:

```
N_VDiv(x, y, z);
```

void **N_VScale**(*sunrealtype* c, *N_Vector* x, *N_Vector* z)

Scales the *N_Vector* x by the *sunrealtype* scalar c and returns the result in z :

$$z_i = cx_i, \quad i = 0, \dots, n-1.$$

Usage:

```
N_VScale(c, x, z);
```

void **N_VAbs**(*N_Vector* x, *N_Vector* z)

Sets the components of the *N_Vector* z to be the absolute values of the components of the *N_Vector* x :

$$z_i = |x_i|, \quad i = 0, \dots, n-1.$$

Usage:

```
N_VAbs(x, z);
```

void **N_VInv**(*N_Vector* x, *N_Vector* z)

Sets the components of the *N_Vector* z to be the inverses of the components of the *N_Vector* x :

$$z_i = \frac{1}{x_i}, \quad i = 0, \dots, n-1.$$

This routine may not check for division by 0. It should be called only with an x which is guaranteed to have all nonzero components.

Usage:

```
N_VInv(x, z);
```

void **N_VAddConst**(*N_Vector* x, *sunrealtype* b, *N_Vector* z)

Adds the *sunrealtype* scalar b to all components of x and returns the result in the *N_Vector* z :

$$z_i = x_i + b, \quad i = 0, \dots, n-1.$$

Usage:

```
N_VAddConst(x, b, z);
```

sunrealtype **N_VDotProd**(*N_Vector* x, *N_Vector* z)

Returns the value of the dot-product of the vectors x and y :

$$d = \sum_{i=0}^{n-1} x_i y_i.$$

Usage:

```
d = N_VDotProd(x, y);
```

sunrealtype **N_VMaxNorm**(*N_Vector* x)

Returns the value of the l_∞ norm of the *N_Vector* x :

$$m = \max_{0 \leq i < n} |x_i|.$$

Usage:

```
m = N_VMaxNorm(x);
```

sunrealtype **N_VWrmsNorm**(*N_Vector* x, *N_Vector* w)

Returns the weighted root-mean-square norm of the *N_Vector* x with (positive) *sunrealtype* weight vector w :

$$m = \sqrt{\left(\sum_{i=0}^{n-1} (x_i w_i)^2 \right) / n}$$

Usage:

```
m = N_VWrmsNorm(x, w);
```

sunrealtype **N_VWrmsNormMask**(*N_Vector* x, *N_Vector* w, *N_Vector* id)

Returns the weighted root mean square norm of the *N_Vector* x with *sunrealtype* weight vector w built using only the elements of x corresponding to positive elements of the *N_Vector* id :

$$m = \sqrt{\left(\sum_{i=0}^{n-1} (x_i w_i H(id_i))^2 \right) / n},$$

$$\text{where } H(\alpha) = \begin{cases} 1 & \alpha > 0 \\ 0 & \alpha \leq 0 \end{cases}.$$

Usage:

```
m = N_VWrmsNormMask(x, w, id);
```

sunrealtype **N_VMin**(*N_Vector* x)

Returns the smallest element of the *N_Vector* x :

$$m = \min_{0 \leq i < n} x_i.$$

Usage:

```
m = N_VMin(x);
```

sunrealtype **N_VWL2Norm**(*N_Vector* x, *N_Vector* w)Returns the weighted Euclidean l_2 norm of the *N_Vector* x with *sunrealtype* weight vector w :

$$m = \sqrt{\sum_{i=0}^{n-1} (x_i w_i)^2}.$$

Usage:

```
m = N_VWL2Norm(x, w);
```

sunrealtype **N_VL1Norm**(*N_Vector* x)Returns the l_1 norm of the *N_Vector* x :

$$m = \sum_{i=0}^{n-1} |x_i|.$$

Usage:

```
m = N_VL1Norm(x);
```

void **N_VCompare**(*sunrealtype* c, *N_Vector* x, *N_Vector* z)Compares the components of the *N_Vector* x to the *sunrealtype* scalar c and returns an *N_Vector* z such that for all $0 \leq i < n$,

$$z_i = \begin{cases} 1.0 & \text{if } |x_i| \geq c, \\ 0.0 & \text{otherwise} \end{cases}.$$

Usage:

```
N_VCompare(c, x, z);
```

sunbooleantype **N_VInvTest**(*N_Vector* x, *N_Vector* z)Sets the components of the *N_Vector* z to be the inverses of the components of the *N_Vector* x , with prior testing for zero values:

$$z_i = \frac{1}{x_i}, \quad i = 0, \dots, n-1.$$

This routine returns a boolean assigned to SUNTRUE if all components of x are nonzero (successful inversion) and returns SUNFALSE otherwise.

Usage:

```
t = N_VInvTest(x, z);
```

sunbooleantype **N_VConstrMask**(*N_Vector* c, *N_Vector* x, *N_Vector* m)Performs the following constraint tests based on the values in c_i :

$$\begin{aligned} x_i &> 0 & \text{if } c_i = 2, \\ x_i &\geq 0 & \text{if } c_i = 1, \\ x_i &< 0 & \text{if } c_i = -2, \\ x_i &\leq 0 & \text{if } c_i = -1. \end{aligned}$$

There is no constraint on x_i if $c_i = 0$. This routine returns a boolean assigned to SUNFALSE if any element failed the constraint test and assigned to SUNTRUE if all passed. It also sets a mask vector m , with elements equal to 1.0 where the constraint test failed, and 0.0 where the test passed. This routine is used only for constraint checking.

Usage:

```
t = N_VConstrMask(c, x, m);
```

sunrealtype **N_VMinQuotient**(*N_Vector* num, *N_Vector* denom)

This routine returns the minimum of the quotients obtained by termwise dividing the elements of n by the elements in d :

$$\min_{0 \leq i < n} \frac{\text{num}_i}{\text{denom}_i}.$$

A zero element in *denom* will be skipped. If no such quotients are found, then the large value `SUN_BIG_REAL` (defined in the header file `sundials_types.h`) is returned.

Usage:

```
minq = N_VMinQuotient(num, denom);
```

6.2.2 Fused operations

The following fused vector operations are *optional*. These operations are intended to increase data reuse, reduce parallel communication on distributed memory systems, and lower the number of kernel launches on systems with accelerators. If a particular NVECTOR implementation defines one of the fused vector operations as `NULL`, the NVECTOR interface will call one of the above standard vector operations as necessary. As above, for each operation, we give the name, usage of the function, and a description of its mathematical operations below.

SUNErrCode **N_VLinearCombination**(int nv, *sunrealtype* *c, *N_Vector* *X, *N_Vector* z)

This routine computes the linear combination of nv vectors with n elements:

$$z_i = \sum_{j=0}^{nv-1} c_j x_{j,i}, \quad i = 0, \dots, n-1,$$

where c is an array of nv scalars, x_j is a vector in the vector array X , and z is the output vector. If the output vector z is one of the vectors in X , then it *must* be the first vector in the vector array. The operation returns a *SUNErrCode*.

Usage:

```
retval = N_VLinearCombination(nv, c, X, z);
```

SUNErrCode **N_VScaleAddMulti**(int nv, *sunrealtype* *c, *N_Vector* x, *N_Vector* *Y, *N_Vector* *Z)

This routine scales and adds one vector to nv vectors with n elements:

$$z_{j,i} = c_j x_i + y_{j,i}, \quad j = 0, \dots, nv-1 \quad i = 0, \dots, n-1,$$

where c is an array of scalars, x is a vector, y_j is a vector in the vector array Y , and z_j is an output vector in the vector array Z . The operation returns a *SUNErrCode*.

Usage:

```
retval = N_VScaleAddMulti(nv, c, x, Y, Z);
```

SUNErrCode **N_VDotProdMulti**(int nv, *N_Vector* x, *N_Vector* *Y, *sunrealtype* *d)

This routine computes the dot product of a vector with nv vectors having n elements:

$$d_j = \sum_{i=0}^{n-1} x_i y_{j,i}, \quad j = 0, \dots, nv-1,$$

where d is an array of scalars containing the computed dot products, x is a vector, and y_j is a vector the vector array Y . The operation returns a [SUNErrCode](#).

Usage:

```
retval = N_VDotProdMulti(nv, x, Y, d);
```

6.2.3 Vector array operations

The following vector array operations are also *optional*. As with the fused vector operations, these are intended to increase data reuse, reduce parallel communication on distributed memory systems, and lower the number of kernel launches on systems with accelerators. If a particular NVECTOR implementation defines one of the fused or vector array operations as NULL, the NVECTOR interface will call one of the above standard vector operations as necessary. As above, for each operation, we give the name, usage of the function, and a description of its mathematical operations below.

[SUNErrCode](#) **N_VLinearSumVectorArray**(int nv, *sunrealtype* a, *N_Vector* *X, *sunrealtype* b, *N_Vector* *Y, *N_Vector* *Z)

This routine computes the linear sum of two vector arrays of nv vectors with n elements:

$$z_{j,i} = ax_{j,i} + by_{j,i}, \quad i = 0, \dots, n-1 \quad j = 0, \dots, nv-1,$$

where a and b are scalars, x_j and y_j are vectors in the vector arrays X and Y respectively, and z_j is a vector in the output vector array Z . The operation returns a [SUNErrCode](#).

Usage:

```
retval = N_VLinearSumVectorArray(nv, a, X, b, Y, Z);
```

[SUNErrCode](#) **N_VScaleVectorArray**(int nv, *sunrealtype* *c, *N_Vector* *X, *N_Vector* *Z)

This routine scales each element in a vector of n elements in a vector array of nv vectors by a potentially different constant:

$$z_{j,i} = c_j x_{j,i}, \quad i = 0, \dots, n-1 \quad j = 0, \dots, nv-1,$$

where c is an array of scalars, x_j is a vector in the vector array X , and z_j is a vector in the output vector array Z . The operation returns a [SUNErrCode](#).

Usage:

```
retval = N_VScaleVectorArray(nv, c, X, Z);
```

[SUNErrCode](#) **N_VConstVectorArray**(int nv, *sunrealtype* c, *N_Vector* *Z)

This routine sets each element in a vector of n elements in a vector array of nv vectors to the same value:

$$z_{j,i} = c, \quad i = 0, \dots, n-1 \quad j = 0, \dots, nv-1,$$

where c is a scalar and z_j is a vector in the vector array Z . The operation returns a [SUNErrCode](#).

Usage:

```
retval = N_VConstVectorArray(nv, c, Z);
```

SUNErrCode N_VWrmsNormVectorArray(int nv, *N_Vector* *X, *N_Vector* *W, *sunrealtype* *m)

This routine computes the weighted root mean square norm of each vector in a vector array:

$$m_j = \left(\frac{1}{n} \sum_{i=0}^{n-1} (x_{j,i} w_{j,i})^2 \right)^{1/2}, \quad j = 0, \dots, nv - 1,$$

where x_j is a vector in the vector array X, w_j is a weight vector in the vector array W, and m is the output array of scalars containing the computed norms. The operation returns a *SUNErrCode*.

Usage:

```
retval = N_VWrmsNormVectorArray(nv, X, W, m);
```

SUNErrCode N_VWrmsNormMaskVectorArray(int nv, *N_Vector* *X, *N_Vector* *W, *N_Vector* id, *sunrealtype* *m)

This routine computes the masked weighted root mean square norm of each vector in a vector array:

$$m_j = \left(\frac{1}{n} \sum_{i=0}^{n-1} (x_{j,i} w_{j,i} H(id_i))^2 \right)^{1/2}, \quad j = 0, \dots, nv - 1,$$

where $H(id_i) = 1$ if $id_i > 0$ and is zero otherwise, x_j is a vector in the vector array X, w_j is a weight vector in the vector array W, id is the mask vector, and m is the output array of scalars containing the computed norms. The operation returns a *SUNErrCode*.

Usage:

```
retval = N_VWrmsNormMaskVectorArray(nv, X, W, id, m);
```

SUNErrCode N_VScaleAddMultiVectorArray(int nv, int nsum, *sunrealtype* *c, *N_Vector* *X, *N_Vector* **YY, *N_Vector* **ZZ)

This routine scales and adds a vector array of nv vectors to $nsum$ other vector arrays:

$$z_{k,j,i} = c_k x_{j,i} + y_{k,j,i}, \quad i = 0, \dots, n - 1 \quad j = 0, \dots, nv - 1, \quad k = 0, \dots, nsum - 1$$

where c is an array of scalars, x_j is a vector in the vector array X, $y_{k,j}$ is a vector in the array of vector arrays YY, and $z_{k,j}$ is an output vector in the array of vector arrays ZZ. The operation returns a *SUNErrCode*.

Usage:

```
retval = N_VScaleAddMultiVectorArray(nv, nsum, c, x, YY, ZZ);
```

SUNErrCode N_VLinearCombinationVectorArray(int nv, int nsum, *sunrealtype* *c, *N_Vector* **XX, *N_Vector* *Z)

This routine computes the linear combination of $nsum$ vector arrays containing nv vectors:

$$z_{j,i} = \sum_{k=0}^{nsum-1} c_k x_{k,j,i}, \quad i = 0, \dots, n - 1 \quad j = 0, \dots, nv - 1,$$

where c is an array of scalars, $x_{k,j}$ is a vector in array of vector arrays XX, and $z_{j,i}$ is an output vector in the vector array Z. If the output vector array is one of the vector arrays in XX, it *must* be the first vector array in XX. The operation returns a *SUNErrCode*.

Usage:

```
retval = N_VLinearCombinationVectorArray(nv, nsum, c, XX, Z);
```

6.2.4 Local reduction operations

The following local reduction operations are also *optional*. As with the fused and vector array operations, these are intended to reduce parallel communication on distributed memory systems. If a particular NVECTOR implementation defines one of the local reduction operations as NULL, the NVECTOR interface will call one of the above standard vector operations as necessary. As above, for each operation, we give the name, usage of the function, and a description of its mathematical operations below.

sunrealtype **N_VDotProdLocal**(*N_Vector* x, *N_Vector* y)

This routine computes the MPI task-local portion of the ordinary dot product of x and y :

$$d = \sum_{i=0}^{n_{local}-1} x_i y_i,$$

where n_{local} corresponds to the number of components in the vector on this MPI task (or $n_{local} = n$ for MPI-unaware applications).

Usage:

```
d = N_VDotProdLocal(x, y);
```

sunrealtype **N_VMaxNormLocal**(*N_Vector* x)

This routine computes the MPI task-local portion of the maximum norm of the NVECTOR x :

$$m = \max_{0 \leq i < n_{local}} |x_i|,$$

where n_{local} corresponds to the number of components in the vector on this MPI task (or $n_{local} = n$ for MPI-unaware applications).

Usage:

```
m = N_VMaxNormLocal(x);
```

sunrealtype **N_VMinLocal**(*N_Vector* x)

This routine computes the smallest element of the MPI task-local portion of the NVECTOR x :

$$m = \min_{0 \leq i < n_{local}} x_i,$$

where n_{local} corresponds to the number of components in the vector on this MPI task (or $n_{local} = n$ for MPI-unaware applications).

Usage:

```
m = N_VMinLocal(x);
```

sunrealtype **N_VL1NormLocal**(*N_Vector* x)

This routine computes the MPI task-local portion of the l_1 norm of the N_Vector x :

$$n = \sum_{i=0}^{n_{local}-1} |x_i|,$$

where n_{local} corresponds to the number of components in the vector on this MPI task (or $n_{local} = n$ for MPI-unaware applications).

Usage:

```
n = N_VL1NormLocal(x);
```

sunrealtype **N_VWSqrSumLocal**(*N_Vector* x, *N_Vector* w)

This routine computes the MPI task-local portion of the weighted squared sum of the NVECTOR *x* with weight vector *w*:

$$s = \sum_{i=0}^{n_{local}-1} (x_i w_i)^2,$$

where n_{local} corresponds to the number of components in the vector on this MPI task (or $n_{local} = n$ for MPI-unaware applications).

Usage:

```
s = N_VWSqrSumLocal(x, w);
```

sunrealtype **N_VWSqrSumMaskLocal**(*N_Vector* x, *N_Vector* w, *N_Vector* id)

This routine computes the MPI task-local portion of the weighted squared sum of the NVECTOR *x* with weight vector *w* built using only the elements of *x* corresponding to positive elements of the NVECTOR *id*:

$$m = \sum_{i=0}^{n_{local}-1} (x_i w_i H(id_i))^2,$$

where

$$H(\alpha) = \begin{cases} 1 & \alpha > 0 \\ 0 & \alpha \leq 0 \end{cases}$$

and n_{local} corresponds to the number of components in the vector on this MPI task (or $n_{local} = n$ for MPI-unaware applications).

Usage:

```
s = N_VWSqrSumMaskLocal(x, w, id);
```

sunbooleantype **N_VInvTestLocal**(*N_Vector* x)

This routine sets the MPI task-local components of the NVECTOR *z* to be the inverses of the components of the NVECTOR *x*, with prior testing for zero values:

$$z_i = \frac{1}{x_i}, \quad i = 0, \dots, n_{local} - 1$$

where n_{local} corresponds to the number of components in the vector on this MPI task (or $n_{local} = n$ for MPI-unaware applications). This routine returns a boolean assigned to SUNTRUE if all task-local components of *x* are nonzero (successful inversion) and returns SUNFALSE otherwise.

Usage:

```
t = N_VInvTestLocal(x);
```

sunbooleantype **N_VConstrMaskLocal**(*N_Vector* c, *N_Vector* x, *N_Vector* m)

Performs the following constraint tests based on the values in c_i :

$$\begin{aligned} x_i &> 0 && \text{if } c_i = 2, \\ x_i &\geq 0 && \text{if } c_i = 1, \\ x_i &< 0 && \text{if } c_i = -2, \\ x_i &\leq 0 && \text{if } c_i = -1. \end{aligned}$$

for all MPI task-local components of the vectors. This routine returns a boolean assigned to `SUNFALSE` if any task-local element failed the constraint test and assigned to `SUNTRUE` if all passed. It also sets a mask vector m , with elements equal to 1.0 where the constraint test failed, and 0.0 where the test passed. This routine is used only for constraint checking.

Usage:

```
t = N_VConstrMaskLocal(c, x, m);
```

sunrealtype **N_VMinQuotientLocal**(*N_Vector* num, *N_Vector* denom)

This routine returns the minimum of the quotients obtained by term-wise dividing num_i by $denom_i$, for all MPI task-local components of the vectors. A zero element in $denom$ will be skipped. If no such quotients are found, then the large value `SUN_BIG_REAL` (defined in the header file `sundials_types.h`) is returned.

Usage:

```
minq = N_VMinQuotientLocal(num, denom);
```

6.2.5 Single Buffer Reduction Operations

The following *optional* operations are used to combine separate reductions into a single MPI call by splitting the local computation and communication into separate functions. These operations are used in low-synchronization orthogonalization methods to reduce the number of MPI `Allreduce` calls. If a particular `NVECTOR` implementation does not define these operations additional communication will be required.

SUNErrCode **N_VDotProdMultiLocal**(int nv, *N_Vector* x, *N_Vector* *Y, *sunrealtype* *d)

This routine computes the MPI task-local portion of the dot product of a vector x with nv vectors y_j :

$$d_j = \sum_{i=0}^{n_{local}-1} x_i y_{j,i}, \quad j = 0, \dots, nv - 1,$$

where d is an array of scalars containing the computed dot products, x is a vector, y_j is a vector in the vector array Y , and n_{local} corresponds to the number of components in the vector on this MPI task. The operation returns a *SUNErrCode*.

Usage:

```
retval = N_VDotProdMultiLocal(nv, x, Y, d);
```

SUNErrCode **N_VDotProdMultiAllReduce**(int nv, *N_Vector* x, *sunrealtype* *d)

This routine combines the MPI task-local portions of the dot product of a vector x with nv vectors:

```
retval = MPI_Allreduce(MPI_IN_PLACE, d, nv, MPI_SUNREALTYPE, MPI_SUM, comm)
```

where d is an array of nv scalars containing the local contributions to the dot product and $comm$ is the MPI communicator associated with the vector x . The operation returns a *SUNErrCode*.

Usage:

```
retval = N_VDotProdMultiAllReduce(nv, x, d);
```

6.2.6 Exchange operations

The following vector exchange operations are also *optional* and are intended only for use when interfacing with the XBraid library for parallel-in-time integration. In that setting these operations are required but are otherwise unused by SUNDIALS packages and may be set to NULL. For each operation, we give the function signature, a description of the expected behavior, and an example of the function usage.

SUNErrorCode **N_VBufSize**(*N_Vector* x, *sunindextype* *size)

This routine returns the buffer size need to exchange in the data in the vector *x* between computational nodes.

Usage:

```
flag = N_VBufSize(x, &buf_size)
```

SUNErrorCode **N_VBufPack**(*N_Vector* x, void *buf)

This routine fills the exchange buffer *buf* with the vector data in *x*.

Usage:

```
flag = N_VBufPack(x, &buf)
```

SUNErrorCode **N_VBufUnpack**(*N_Vector* x, void *buf)

This routine unpacks the data in the exchange buffer *buf* into the vector *x*.

Usage:

```
flag = N_VBufUnpack(x, buf)
```

6.2.7 Output operations

The following optional vector operations are for writing vector data either to stdout or to a given file.

void **N_VPrint**(*N_Vector* x)

This routine prints vector data to stdout

Usage:

```
N_VPrint(x);
```

void **N_VPrintFile**(*N_Vector* x, FILE *file)

This routine writes vector data to the given file pointer.

Usage:

```
FILE* fp = fopen("vector_data.txt", "w");
N_VPrintFile(x, fp);
fclose(fp);
```

6.3 NVECTOR functions used by CVODES

In Table 6.2 below, we list the vector functions in the *N_Vector* module used within the CVODES package. The table also shows, for each function, which of the code modules uses the function. The CVODES column shows function usage within the main integrator module, while the remaining columns show function usage within each of the CVODES

linear solver interfaces, the CVBANDPRE and CVBBDPRE preconditioner modules, and the CVODES adjoint sensitivity module (denoted here by CVODEA). Here CVLS stands for the generic linear solver interface in CVODES, and CVDIAG stands for the diagonal linear solver interface in CVODES.

At this point, we should emphasize that the CVODES user does not need to know anything about the usage of vector functions by the CVODES code modules in order to use CVODES. The information is presented as an implementation detail for the interested reader.

Table 6.2: List of vector functions usage by CVODES code modules

	CVODES	CVLS	CVDIAG	CVBANDPRE	CVBBDPRE	CVODEA
<i>N_VGetVectorID()</i>						
<i>N_VGetLength()</i>		4				
<i>N_VClone()</i>	x	x	x			x
<i>N_VCloneEmpty()</i>		1				
<i>N_VDestroy()</i>	x	x	x			x
<i>N_VCloneVectorArray()</i>	x					x
<i>N_VDestroyVectorArray()</i>	x					x
<i>N_VSpace()</i>	x	2				
<i>N_VGetArrayPointer()</i>		1		x	x	
<i>N_VSetArrayPointer()</i>		1				
<i>N_VLinearSum()</i>	x	x	x			x
<i>N_VConst()</i>	x	x				
<i>N_VProd()</i>	x		x			
<i>N_VDiv()</i>	x		x			
<i>N_VScale()</i>	x	x	x	x	x	x
<i>N_VAbs()</i>	x					
<i>N_VInv()</i>	x		x			
<i>N_VAddConst()</i>	x		x			
<i>N_VMaxNorm()</i>	x					
<i>N_VWrmsNorm()</i>	x	x		x	x	
<i>N_VMin()</i>	x					
<i>N_VMinQuotient()</i>	x					
<i>N_VConstrMask()</i>	x					
<i>N_VCompare()</i>	x		x			
<i>N_VInvTest()</i>			x			
<i>N_VLinearCombination()</i>	x					
<i>N_VScaleAddMulti()</i>	x					
<i>N_VDotProdMulti()</i>	3	3				
<i>N_VLinearSumVectorArray()</i>	x					
<i>N_VScaleVectorArray()</i>	x					
<i>N_VConstVectorArray()</i>	x					
<i>N_VWrmsNormVectorArray()</i>	x					
<i>N_VScaleAddMultiVectorArray()</i>	x					
<i>N_VLinearCombinationVectorArray()</i>	x					

Special cases (numbers match markings in table):

1. These routines are only required if an internal difference-quotient routine for constructing *SUNMATRIX_DENSE* or *SUNMATRIX_BAND* Jacobian matrices is used.
2. This routine is optional, and is only used in estimating space requirements for CVODES modules for user feedback.
3. The optional function *N_VDotProdMulti()* is only used in the *SUNNONLINSOL_FIXEDPOINT* module, or when

Classical Gram-Schmidt is enabled with SPGMR or SPFGMR.

4. This routine is only used when an iterative or matrix iterative SUNLinearSolver module is supplied to CVODES.

Each SUNLinearSolver object may require additional N_Vector routines not listed in the table above. Please see the relevant descriptions of these modules in §8 for additional detail on their N_Vector requirements.

The remaining operations from §6.2 not listed above are unused and a user-supplied N_Vector module for CVODES could omit these operations (although some may be needed by SUNNonlinearSolver or SUNLinearSolver modules). The functions `N_VMinQuotient()`, `N_VConstrMask()`, and `N_VCompare()` are only used when constraint checking is enabled and may be omitted if this feature is not used.

6.4 The NVECTOR_SERIAL Module

The serial implementation of the NVECTOR module provided with SUNDIALS, NVECTOR_SERIAL, defines the *content* field of an N_Vector to be a structure containing the length of the vector, a pointer to the beginning of a contiguous data array, and a boolean flag *own_data* which specifies the ownership of data.

```
struct _N_VectorContent_Serial {
    sunindextype length;
    sunboolean_type own_data;
    sunrealtype *data;
};
```

The header file to be included when using this module is `nvector_serial.h`. The installed module library to link to is `libsundials_nvecserial.lib` where `.lib` is typically `.so` for shared libraries and `.a` for static libraries.

6.4.1 NVECTOR_SERIAL accessor macros

The following five macros are provided to access the content of an NVECTOR_SERIAL vector. The suffix `_S` in the names denotes the serial version.

NV_CONTENT_S(v)

This macro gives access to the contents of the serial vector N_Vector *v*.

The assignment `v_cont = NV_CONTENT_S(v)` sets `v_cont` to be a pointer to the serial N_Vector *content* structure.

Implementation:

```
#define NV_CONTENT_S(v) ( (N_VectorContent_Serial)(v->content) )
```

NV_OWN_DATA_S(v)

Access the *own_data* component of the serial N_Vector *v*.

Implementation:

```
#define NV_OWN_DATA_S(v) ( NV_CONTENT_S(v)->own_data )
```

NV_DATA_S(v)

The assignment `v_data = NV_DATA_S(v)` sets `v_data` to be a pointer to the first component of the *data* for the N_Vector *v*.

Similarly, the assignment `NV_DATA_S(v) = v_data` sets the component array of *v* to be `v_data` by storing the pointer `v_data`.

Implementation:

```
#define NV_DATA_S(v) ( NV_CONTENT_S(v)->data )
```

NV_LENGTH_S(v)

Access the *length* component of the serial N_Vector v.

The assignment `v_len = NV_LENGTH_S(v)` sets `v_len` to be the *length* of v. On the other hand, the call `NV_LENGTH_S(v) = len_v` sets the *length* of v to be `len_v`.

Implementation:

```
#define NV_LENGTH_S(v) ( NV_CONTENT_S(v)->length )
```

NV_Ith_S(v, i)

This macro gives access to the individual components of the *data* array of an N_Vector, using standard 0-based C indexing.

The assignment `r = NV_Ith_S(v, i)` sets `r` to be the value of the *i*-th component of v.

The assignment `NV_Ith_S(v, i) = r` sets the value of the *i*-th component of v to be `r`.

Here *i* ranges from 0 to $n - 1$ for a vector of length *n*.

Implementation:

```
#define NV_Ith_S(v,i) ( NV_DATA_S(v)[i] )
```

6.4.2 NVECTOR_SERIAL functions

The NVECTOR_SERIAL module defines serial implementations of all vector operations listed in §6.2.1, §6.2.2, §6.2.3, and §6.2.4. Their names are obtained from those in those sections by appending the suffix `_Serial` (e.g. `N_VDestroy_Serial`). All the standard vector operations listed in §6.2.1 with the suffix `_Serial` appended are callable via the Fortran 2003 interface by prepending an `F` (e.g. `FN_VDestroy_Serial`).

The module NVECTOR_SERIAL provides the following additional user-callable routines:

N_Vector **N_VNew_Serial**(*sunindextype* vec_length, *SUNContext* sunctx)

This function creates and allocates memory for a serial N_Vector. Its only argument is the vector length.

N_Vector **N_VNewEmpty_Serial**(*sunindextype* vec_length, *SUNContext* sunctx)

This function creates a new serial N_Vector with an empty (NULL) data array.

N_Vector **N_VMake_Serial**(*sunindextype* vec_length, *sunrealttype* *v_data, *SUNContext* sunctx)

This function creates and allocates memory for a serial vector with user-provided data array, *v_data*.

(This function does *not* allocate memory for *v_data* itself.)

void **N_VPrint_Serial**(*N_Vector* v)

This function prints the content of a serial vector to stdout.

void **N_VPrintFile_Serial**(*N_Vector* v, FILE *outfile)

This function prints the content of a serial vector to outfile.

By default all fused and vector array operations are disabled in the NVECTOR_SERIAL module. The following additional user-callable routines are provided to enable or disable fused and vector array operations for a specific vector. To ensure consistency across vectors it is recommended to first create a vector with `N_VNew_Serial()`, enable/disable the desired operations for that vector with the functions below, and create any additional vectors from that vector using `N_VClone()`. This guarantees that the new vectors will have the same operations enabled/disabled as cloned

vectors inherit the same enable/disable options as the vector they are cloned, from while vectors created with `N_VNew_Serial()` will have the default settings for the NVECTOR_SERIAL module.

`SUNErrCode N_VEnableFusedOps_Serial(N_Vector v, sunbooleantype tf)`

This function enables (SUNTRUE) or disables (SUNFALSE) all fused and vector array operations in the serial vector. The return value is a `SUNErrCode`.

`SUNErrCode N_VEnableLinearCombination_Serial(N_Vector v, sunbooleantype tf)`

This function enables (SUNTRUE) or disables (SUNFALSE) the linear combination fused operation in the serial vector. The return value is a `SUNErrCode`.

`SUNErrCode N_VEnableScaleAddMulti_Serial(N_Vector v, sunbooleantype tf)`

This function enables (SUNTRUE) or disables (SUNFALSE) the scale and add a vector to multiple vectors fused operation in the serial vector. The return value is a `SUNErrCode`.

`SUNErrCode N_VEnableDotProdMulti_Serial(N_Vector v, sunbooleantype tf)`

This function enables (SUNTRUE) or disables (SUNFALSE) the multiple dot products fused operation in the serial vector. The return value is a `SUNErrCode`.

`SUNErrCode N_VEnableLinearSumVectorArray_Serial(N_Vector v, sunbooleantype tf)`

This function enables (SUNTRUE) or disables (SUNFALSE) the linear sum operation for vector arrays in the serial vector. The return value is a `SUNErrCode`.

`SUNErrCode N_VEnableScaleVectorArray_Serial(N_Vector v, sunbooleantype tf)`

This function enables (SUNTRUE) or disables (SUNFALSE) the scale operation for vector arrays in the serial vector. The return value is a `SUNErrCode`.

`SUNErrCode N_VEnableConstVectorArray_Serial(N_Vector v, sunbooleantype tf)`

This function enables (SUNTRUE) or disables (SUNFALSE) the const operation for vector arrays in the serial vector. The return value is a `SUNErrCode`.

`SUNErrCode N_VEnableWrmsNormVectorArray_Serial(N_Vector v, sunbooleantype tf)`

This function enables (SUNTRUE) or disables (SUNFALSE) the WRMS norm operation for vector arrays in the serial vector. The return value is a `SUNErrCode`.

`SUNErrCode N_VEnableWrmsNormMaskVectorArray_Serial(N_Vector v, sunbooleantype tf)`

This function enables (SUNTRUE) or disables (SUNFALSE) the masked WRMS norm operation for vector arrays in the serial vector. The return value is a `SUNErrCode`.

`SUNErrCode N_VEnableScaleAddMultiVectorArray_Serial(N_Vector v, sunbooleantype tf)`

This function enables (SUNTRUE) or disables (SUNFALSE) the scale and add a vector array to multiple vector arrays operation in the serial vector. The return value is a `SUNErrCode`.

`SUNErrCode N_VEnableLinearCombinationVectorArray_Serial(N_Vector v, sunbooleantype tf)`

This function enables (SUNTRUE) or disables (SUNFALSE) the linear combination operation for vector arrays in the serial vector. The return value is a `SUNErrCode`.

Notes

- When looping over the components of an `N_Vector v`, it is more efficient to first obtain the component array via `v_data = NV_DATA_S(v)`, or equivalently `v_data = N_VGetArrayPointer(v)`, and then access `v_data[i]` within the loop than it is to use `NV_Ith_S(v, i)` within the loop.
- `N_VNewEmpty_Serial()` and `N_VMake_Serial()` set the field `own_data` to `SUNFALSE`. The implementation of `N_VDestroy()` will not attempt to free the pointer data for any `N_Vector` with `own_data` set to `SUNFALSE`. In such a case, it is the user's responsibility to deallocate the data pointer.

- To maximize efficiency, vector operations in the NVECTOR_SERIAL implementation that have more than one `N_Vector` argument do not check for consistent internal representation of these vectors. It is the user's responsibility to ensure that such routines are called with `N_Vector` arguments that were all created with the same length.

6.4.3 NVECTOR_SERIAL Fortran Interface

The NVECTOR_SERIAL module provides a Fortran 2003 module for use from Fortran applications.

The `fnvector_serial_mod` Fortran module defines interfaces to all NVECTOR_SERIAL C functions using the intrinsic `iso_c_binding` module which provides a standardized mechanism for interoperating with C. As noted in the C function descriptions above, the interface functions are named after the corresponding C function, but with a leading `F`. For example, the function `N_VNew_Serial` is interfaced as `FN_VNew_Serial`.

The Fortran 2003 NVECTOR_SERIAL interface module can be accessed with the `use` statement, i.e. `use fnvector_serial_mod`, and linking to the library `libsundials_fnvectorserial_mod.lib` in addition to the C library. For details on where the library and module file `fnvector_serial_mod.mod` are installed see §11. We note that the module is accessible from the Fortran 2003 SUNDIALS integrators *without* separately linking to the `libsundials_fnvectorserial_mod` library.

6.5 The NVECTOR_PARALLEL Module

The NVECTOR_PARALLEL implementation of the NVECTOR module provided with SUNDIALS is based on MPI. It defines the *content* field of an `N_Vector` to be a structure containing the global and local lengths of the vector, a pointer to the beginning of a contiguous local data array, an MPI communicator, an a boolean flag *own_data* indicating ownership of the data array *data*.

```
struct _N_VectorContent_Parallel {  
    sunindextype local_length;  
    sunindextype global_length;  
    sunboolean_t own_data;  
    sunrealtype *data;  
    MPI_Comm comm;  
};
```

The header file to be included when using this module is `nvector_parallel.h`. The installed module library to link to is `libsundials_nvecparallel.lib` where `.lib` is typically `.so` for shared libraries and `.a` for static libraries.

6.5.1 NVECTOR_PARALLEL accessor macros

The following seven macros are provided to access the content of a NVECTOR_PARALLEL vector. The suffix `_P` in the names denotes the distributed memory parallel version.

NV_CONTENT_P(v)

This macro gives access to the contents of the parallel `N_Vector` *v*.

The assignment `v_cont = NV_CONTENT_P(v)` sets `v_cont` to be a pointer to the `N_Vector` *content* structure of type `struct N_VectorContent_Parallel`.

Implementation:

```
#define NV_CONTENT_P(v) ( (N_VectorContent_Parallel)(v->content) )
```

NV_OWN_DATA_P(v)

Access the *own_data* component of the parallel N_Vector *v*.

Implementation:

```
#define NV_OWN_DATA_P(v) ( NV_CONTENT_P(v)->own_data )
```

NV_DATA_P(v)

The assignment `v_data = NV_DATA_P(v)` sets *v_data* to be a pointer to the first component of the *local_data* for the N_Vector *v*.

The assignment `NV_DATA_P(v) = v_data` sets the component array of *v* to be *v_data* by storing the pointer *v_data* into *data*.

Implementation:

```
#define NV_DATA_P(v) ( NV_CONTENT_P(v)->data )
```

NV_LOCLENGTH_P(v)

The assignment `v_llen = NV_LOCLENGTH_P(v)` sets *v_llen* to be the length of the local part of *v*.

The call `NV_LOCLENGTH_P(v) = llen_v` sets the *local_length* of *v* to be *llen_v*.

Implementation:

```
#define NV_LOCLENGTH_P(v) ( NV_CONTENT_P(v)->local_length )
```

NV_GLOBLENGTH_P(v)

The assignment `v_glen = NV_GLOBLENGTH_P(v)` sets *v_glen* to be the *global_length* of the vector *v*.

The call `NV_GLOBLENGTH_P(v) = glen_v` sets the *global_length* of *v* to be *glen_v*.

Implementation:

```
#define NV_GLOBLENGTH_P(v) ( NV_CONTENT_P(v)->global_length )
```

NV_COMM_P(v)

This macro provides access to the MPI communicator used by the parallel N_Vector *v*.

Implementation:

```
#define NV_COMM_P(v) ( NV_CONTENT_P(v)->comm )
```

NV_Ith_P(v, i)

This macro gives access to the individual components of the *local_data* array of an N_Vector.

The assignment `r = NV_Ith_P(v, i)` sets *r* to be the value of the *i*-th component of the local part of *v*.

The assignment `NV_Ith_P(v, i) = r` sets the value of the *i*-th component of the local part of *v* to be *r*.

Here *i* ranges from 0 to $n - 1$, where n is the *local_length*.

Implementation:

```
#define NV_Ith_P(v, i) ( NV_DATA_P(v)[i] )
```

6.5.2 NVECTOR_PARALLEL functions

The NVECTOR_PARALLEL module defines parallel implementations of all vector operations listed in §6.2. Their names are obtained from the generic names by appending the suffix `_Parallel` (e.g. `N_VDestroy_Parallel`). The module NVECTOR_PARALLEL provides the following additional user-callable routines:

N_Vector **N_VNew_Parallel**(MPI_Comm comm, *sunindextype* local_length, *sunindextype* global_length, *SUNContext* sunctx)

This function creates and allocates memory for a parallel vector having global length *global_length*, having processor-local length *local_length*, and using the MPI communicator *comm*.

N_Vector **N_VNewEmpty_Parallel**(MPI_Comm comm, *sunindextype* local_length, *sunindextype* global_length, *SUNContext* sunctx)

This function creates a new parallel *N_Vector* with an empty (NULL) data array.

N_Vector **N_VMake_Parallel**(MPI_Comm comm, *sunindextype* local_length, *sunindextype* global_length, *sunrealtype* *v_data, *SUNContext* sunctx)

This function creates and allocates memory for a parallel vector with user-provided data array.

(This function does *not* allocate memory for *v_data* itself.)

sunindextype **N_VGetLocalLength_Parallel**(*N_Vector* v)

This function returns the local vector length.

void **N_VPrint_Parallel**(*N_Vector* v)

This function prints the local content of a parallel vector to stdout.

void **N_VPrintFile_Parallel**(*N_Vector* v, FILE *outfile)

This function prints the local content of a parallel vector to outfile.

By default all fused and vector array operations are disabled in the NVECTOR_PARALLEL module. The following additional user-callable routines are provided to enable or disable fused and vector array operations for a specific vector. To ensure consistency across vectors it is recommended to first create a vector with `N_VNew_Parallel()`, enable/disable the desired operations for that vector with the functions below, and create any additional vectors from that vector using `N_VClone()`. This guarantees that the new vectors will have the same operations enabled/disabled as cloned vectors inherit the same enable/disable options as the vector they are cloned from, while vectors created with `N_VNew_Parallel()` will have the default settings for the NVECTOR_PARALLEL module.

SUNErrCode **N_VEnableFusedOps_Parallel**(*N_Vector* v, *sunbooleantype* tf)

This function enables (SUNTRUE) or disables (SUNFALSE) all fused and vector array operations in the parallel vector. The return value is a *SUNErrCode*.

SUNErrCode **N_VEnableLinearCombination_Parallel**(*N_Vector* v, *sunbooleantype* tf)

This function enables (SUNTRUE) or disables (SUNFALSE) the linear combination fused operation in the parallel vector. The return value is a *SUNErrCode*.

SUNErrCode **N_VEnableScaleAddMulti_Parallel**(*N_Vector* v, *sunbooleantype* tf)

This function enables (SUNTRUE) or disables (SUNFALSE) the scale and add a vector to multiple vectors fused operation in the parallel vector. The return value is a *SUNErrCode*.

SUNErrCode **N_VEnableDotProdMulti_Parallel**(*N_Vector* v, *sunbooleantype* tf)

This function enables (SUNTRUE) or disables (SUNFALSE) the multiple dot products fused operation in the parallel vector. The return value is a *SUNErrCode*.

SUNErrCode **N_VEnableLinearSumVectorArray_Parallel**(*N_Vector* v, *sunbooleantype* tf)

This function enables (SUNTRUE) or disables (SUNFALSE) the linear sum operation for vector arrays in the parallel vector. The return value is a *SUNErrCode*.

SUNErrCode **N_VEnableScaleVectorArray_Parallel**(*N_Vector* v, *sunbooleantype* tf)

This function enables (SUNTRUE) or disables (SUNFALSE) the scale operation for vector arrays in the parallel vector. The return value is a *SUNErrCode*.

SUNErrCode **N_VEnableConstVectorArray_Parallel**(*N_Vector* v, *sunbooleantype* tf)

This function enables (SUNTRUE) or disables (SUNFALSE) the const operation for vector arrays in the parallel vector. The return value is a *SUNErrCode*.

SUNErrCode **N_VEnableWrmsNormVectorArray_Parallel**(*N_Vector* v, *sunbooleantype* tf)

This function enables (SUNTRUE) or disables (SUNFALSE) the WRMS norm operation for vector arrays in the parallel vector. The return value is a *SUNErrCode*.

SUNErrCode **N_VEnableWrmsNormMaskVectorArray_Parallel**(*N_Vector* v, *sunbooleantype* tf)

This function enables (SUNTRUE) or disables (SUNFALSE) the masked WRMS norm operation for vector arrays in the parallel vector. The return value is a *SUNErrCode*.

SUNErrCode **N_VEnableScaleAddMultiVectorArray_Parallel**(*N_Vector* v, *sunbooleantype* tf)

This function enables (SUNTRUE) or disables (SUNFALSE) the scale and add a vector array to multiple vector arrays operation in the parallel vector. The return value is a *SUNErrCode*.

SUNErrCode **N_VEnableLinearCombinationVectorArray_Parallel**(*N_Vector* v, *sunbooleantype* tf)

This function enables (SUNTRUE) or disables (SUNFALSE) the linear combination operation for vector arrays in the parallel vector. The return value is a *SUNErrCode*.

Notes

- When looping over the components of an *N_Vector* v, it is more efficient to first obtain the local component array via `v_data = N_VGetArrayPointer(v)`, or equivalently `v_data = NV_DATA_P(v)`, and then access `v_data[i]` within the loop than it is to use `NV_Ith_P(v, i)` within the loop.
- `N_VNewEmpty_Parallel()` and `N_VMake_Parallel()` set the field `own_data` to `SUNFALSE`. The implementation of `N_VDestroy()` will not attempt to free the pointer data for any *N_Vector* with `own_data` set to `SUNFALSE`. In such a case, it is the user's responsibility to deallocate the data pointer.
- To maximize efficiency, vector operations in the `NVECTOR_PARALLEL` implementation that have more than one *N_Vector* argument do not check for consistent internal representation of these vectors. It is the user's responsibility to ensure that such routines are called with *N_Vector* arguments that were all created with the same internal representations.

6.5.3 NVECTOR_PARALLEL Fortran Interface

The `NVECTOR_PARALLEL` module provides a Fortran 2003 module for use from Fortran applications.

The `fnvector_parallel_mod` Fortran module defines interfaces to all `NVECTOR_PARALLEL` C functions using the intrinsic `iso_c_binding` module which provides a standardized mechanism for interoperating with C. As noted in the C function descriptions above, the interface functions are named after the corresponding C function, but with a leading F. For example, the function `N_VNew_Parallel` is interfaced as `FN_VNew_Parallel`.

The Fortran 2003 `NVECTOR_PARALLEL` interface module can be accessed with the `use` statement, i.e. `use fnvector_parallel_mod`, and linking to the library `libsundials_fnvectorparallel_mod.lib` in addition to the C library. For details on where the library and module file `fnvector_parallel_mod.mod` are installed see §11. We note that the module is accessible from the Fortran 2003 SUNDIALS integrators *without* separately linking to the `libsundials_fnvectorparallel_mod` library.

6.6 The NVECTOR_OPENMP Module

In situations where a user has a multi-core processing unit capable of running multiple parallel threads with shared memory, SUNDIALS provides an implementation of NVECTOR using OpenMP, called NVECTOR_OPENMP, and an implementation using Pthreads, called NVECTOR_PTHREADS. Testing has shown that vectors should be of length at least 100,000 before the overhead associated with creating and using the threads is made up by the parallelism in the vector calculations.

The OpenMP NVECTOR implementation provided with SUNDIALS, NVECTOR_OPENMP, defines the *content* field of *N_Vector* to be a structure containing the length of the vector, a pointer to the beginning of a contiguous data array, a boolean flag *own_data* which specifies the ownership of *data*, and the number of threads. Operations on the vector are threaded using OpenMP, the number of threads used is based on the supplied argument in the vector constructor.

```
struct _N_VectorContent_OpenMP {  
    sunindextype length;  
    sunbooleantype own_data;  
    sunrealtype *data;  
    int num_threads;  
};
```

The header file to be included when using this module is `nvector_openmp.h`. The installed module library to link to is `libsundials_nvecopenmp.lib` where `.lib` is typically `.so` for shared libraries and `.a` for static libraries. The Fortran module file to use when using the Fortran 2003 interface to this module is `fnvector_openmp_mod.mod`.

6.6.1 NVECTOR_OPENMP accessor macros

The following six macros are provided to access the content of an NVECTOR_OPENMP vector. The suffix `_OMP` in the names denotes the OpenMP version.

NV_CONTENT_OMP(v)

This macro gives access to the contents of the OpenMP vector *N_Vector* *v*.

The assignment `v_cont = NV_CONTENT_OMP(v)` sets *v_cont* to be a pointer to the OpenMP *N_Vector* content structure.

Implementation:

```
#define NV_CONTENT_OMP(v) ( (_N_VectorContent_OpenMP)(v->content) )
```

NV_OWN_DATA_OMP(v)

Access the *own_data* component of the OpenMP *N_Vector* *v*.

Implementation:

```
#define NV_OWN_DATA_OMP(v) ( NV_CONTENT_OMP(v)->own_data )
```

NV_DATA_OMP(v)

The assignment `v_data = NV_DATA_OMP(v)` sets *v_data* to be a pointer to the first component of the *data* for the *N_Vector* *v*.

Similarly, the assignment `NV_DATA_OMP(v) = v_data` sets the component array of *v* to be *v_data* by storing the pointer *v_data*.

Implementation:

```
#define NV_DATA_OMP(v) ( NV_CONTENT_OMP(v)->data )
```

NV_LENGTH_OMP(v)

Access the *length* component of the OpenMP N_Vector *v*.

The assignment `v_len = NV_LENGTH_OMP(v)` sets `v_len` to be the *length* of *v*. On the other hand, the call `NV_LENGTH_OMP(v) = len_v` sets the *length* of *v* to be `len_v`.

Implementation:

```
#define NV_LENGTH_OMP(v) ( NV_CONTENT_OMP(v)->length )
```

NV_NUM_THREADS_OMP(v)

Access the *num_threads* component of the OpenMP N_Vector *v*.

The assignment `v_threads = NV_NUM_THREADS_OMP(v)` sets `v_threads` to be the *num_threads* of *v*. On the other hand, the call `NV_NUM_THREADS_OMP(v) = num_threads_v` sets the *num_threads* of *v* to be `num_threads_v`.

Implementation:

```
#define NV_NUM_THREADS_OMP(v) ( NV_CONTENT_OMP(v)->num_threads )
```

NV_Ith_OMP(v, i)

This macro gives access to the individual components of the *data* array of an N_Vector, using standard 0-based C indexing.

The assignment `r = NV_Ith_OMP(v, i)` sets `r` to be the value of the *i*-th component of *v*.

The assignment `NV_Ith_OMP(v, i) = r` sets the value of the *i*-th component of *v* to be `r`.

Here *i* ranges from 0 to $n - 1$ for a vector of length *n*.

Implementation:

```
#define NV_Ith_OMP(v,i) ( NV_DATA_OMP(v)[i] )
```

6.6.2 NVECTOR_OPENMP functions

The NVECTOR_OPENMP module defines OpenMP implementations of all vector operations listed in §6.2, §6.2.2, §6.2.3, and §6.2.4. Their names are obtained from those in those sections by appending the suffix `_OpenMP` (e.g. `N_VDestroy_OpenMP`). All the standard vector operations listed in §6.2 with the suffix `_OpenMP` appended are callable via the Fortran 2003 interface by prepending an *F* (e.g. `FN_VDestroy_OpenMP`).

The module NVECTOR_OPENMP provides the following additional user-callable routines:

N_Vector **N_VNew_OpenMP**(*sunindextype* vec_length, int num_threads, *SUNContext* sunctx)

This function creates and allocates memory for a OpenMP N_Vector. Arguments are the vector length and number of threads.

N_Vector **N_VNewEmpty_OpenMP**(*sunindextype* vec_length, int num_threads, *SUNContext* sunctx)

This function creates a new OpenMP N_Vector with an empty (NULL) data array.

N_Vector **N_VMake_OpenMP**(*sunindextype* vec_length, *sunrealtype* *v_data, int num_threads, *SUNContext* sunctx)

This function creates and allocates memory for a OpenMP vector with user-provided data array, *v_data*.

(This function does *not* allocate memory for *v_data* itself.)

void **N_VPrint_OpenMP**(*N_Vector* v)

This function prints the content of an OpenMP vector to stdout.

void **N_VPrintFile_OpenMP**(*N_Vector* v, FILE *outfile)

This function prints the content of an OpenMP vector to outfile.

By default all fused and vector array operations are disabled in the NVECTOR_OPENMP module. The following additional user-callable routines are provided to enable or disable fused and vector array operations for a specific vector. To ensure consistency across vectors it is recommended to first create a vector with **N_VNew_OpenMP()**, enable/disable the desired operations for that vector with the functions below, and create any additional vectors from that vector using **N_VClone()**. This guarantees the new vectors will have the same operations enabled/disabled as cloned vectors inherit the same enable/disable options as the vector they are cloned from while vectors created with **N_VNew_OpenMP()** will have the default settings for the NVECTOR_OPENMP module.

SUNErrCode **N_VEnableFusedOps_OpenMP**(*N_Vector* v, *sunboolean* tf)

This function enables (SUNTRUE) or disables (SUNFALSE) all fused and vector array operations in the OpenMP vector. The return value is a *SUNErrCode*.

SUNErrCode **N_VEnableLinearCombination_OpenMP**(*N_Vector* v, *sunboolean* tf)

This function enables (SUNTRUE) or disables (SUNFALSE) the linear combination fused operation in the OpenMP vector. The return value is a *SUNErrCode*.

SUNErrCode **N_VEnableScaleAddMulti_OpenMP**(*N_Vector* v, *sunboolean* tf)

This function enables (SUNTRUE) or disables (SUNFALSE) the scale and add a vector to multiple vectors fused operation in the OpenMP vector. The return value is a *SUNErrCode*.

SUNErrCode **N_VEnableDotProdMulti_OpenMP**(*N_Vector* v, *sunboolean* tf)

This function enables (SUNTRUE) or disables (SUNFALSE) the multiple dot products fused operation in the OpenMP vector. The return value is a *SUNErrCode*.

SUNErrCode **N_VEnableLinearSumVectorArray_OpenMP**(*N_Vector* v, *sunboolean* tf)

This function enables (SUNTRUE) or disables (SUNFALSE) the linear sum operation for vector arrays in the OpenMP vector. The return value is a *SUNErrCode*.

SUNErrCode **N_VEnableScaleVectorArray_OpenMP**(*N_Vector* v, *sunboolean* tf)

This function enables (SUNTRUE) or disables (SUNFALSE) the scale operation for vector arrays in the OpenMP vector. The return value is a *SUNErrCode*.

SUNErrCode **N_VEnableConstVectorArray_OpenMP**(*N_Vector* v, *sunboolean* tf)

This function enables (SUNTRUE) or disables (SUNFALSE) the const operation for vector arrays in the OpenMP vector. The return value is a *SUNErrCode*.

SUNErrCode **N_VEnableWrmsNormVectorArray_OpenMP**(*N_Vector* v, *sunboolean* tf)

This function enables (SUNTRUE) or disables (SUNFALSE) the WRMS norm operation for vector arrays in the OpenMP vector. The return value is a *SUNErrCode*.

SUNErrCode **N_VEnableWrmsNormMaskVectorArray_OpenMP**(*N_Vector* v, *sunboolean* tf)

This function enables (SUNTRUE) or disables (SUNFALSE) the masked WRMS norm operation for vector arrays in the OpenMP vector. The return value is a *SUNErrCode*.

SUNErrCode **N_VEnableScaleAddMultiVectorArray_OpenMP**(*N_Vector* v, *sunboolean* tf)

This function enables (SUNTRUE) or disables (SUNFALSE) the scale and add a vector array to multiple vector arrays operation in the OpenMP vector. The return value is a *SUNErrCode*.

SUNErrCode **N_VEnableLinearCombinationVectorArray_OpenMP**(*N_Vector* v, *sunboolean* tf)

This function enables (SUNTRUE) or disables (SUNFALSE) the linear combination operation for vector arrays in the OpenMP vector. The return value is a *SUNErrCode*.

Notes

- When looping over the components of an `N_Vector v`, it is more efficient to first obtain the component array via `v_data = N_VGetArrayPointer(v)`, or equivalently `v_data = NV_DATA_OMP(v)` and then access `v_data[i]` within the loop than it is to use `NV_Ith_OMP(v,i)` within the loop.
- `N_VNewEmpty_OpenMP()` and `N_VMake_OpenMP()` set the field `own_data` to `SUNFALSE`. The implementation of `N_VDestroy()` will not attempt to free the pointer data for any `N_Vector` with `own_data` set to `SUNFALSE`. In such a case, it is the user's responsibility to deallocate the data pointer.
- To maximize efficiency, vector operations in the `NVECTOR_OPENMP` implementation that have more than one `N_Vector` argument do not check for consistent internal representation of these vectors. It is the user's responsibility to ensure that such routines are called with `N_Vector` arguments that were all created with the same internal representations.

6.6.3 NVECTOR_OPENMP Fortran Interface

The `NVECTOR_OPENMP` module provides a Fortran 2003 module for use from Fortran applications.

The `fnvector_omp_mod` Fortran module defines interfaces to all `NVECTOR_OPENMP` C functions using the intrinsic `iso_c_binding` module which provides a standardized mechanism for interoperating with C. As noted in the C function descriptions above, the interface functions are named after the corresponding C function, but with a leading `F`. For example, the function `N_VNew_OpenMP` is interfaced as `FN_VNew_OpenMP`.

The Fortran 2003 `NVECTOR_OPENMP` interface module can be accessed with the `use` statement, i.e. `use fnvector_omp_mod`, and linking to the library `libsundials_fnvectoropenmp_mod.lib` in addition to the C library. For details on where the library and module file `fnvector_omp_mod.mod` are installed see §11.

6.7 The NVECTOR_PTHREADS Module

In situations where a user has a multi-core processing unit capable of running multiple parallel threads with shared memory, SUNDIALS provides an implementation of `NVECTOR` using OpenMP, called `NVECTOR_OPENMP`, and an implementation using Pthreads, called `NVECTOR_PTHREADS`. Testing has shown that vectors should be of length at least 100,000 before the overhead associated with creating and using the threads is made up by the parallelism in the vector calculations.

The Pthreads `NVECTOR` implementation provided with SUNDIALS, denoted `NVECTOR_PTHREADS`, defines the `content` field of `N_Vector` to be a structure containing the length of the vector, a pointer to the beginning of a contiguous data array, a boolean flag `own_data` which specifies the ownership of `data`, and the number of threads. Operations on the vector are threaded using POSIX threads (Pthreads).

```
struct _N_VectorContent_Pthreads {
    sunindextype length;
    sunbooleantype own_data;
    sunrealtype *data;
    int num_threads;
};
```

The header file to be included when using this module is `nvector_pthreads.h`. The installed module library to link to is `libsundials_nvecpthreads.lib` where `.lib` is typically `.so` for shared libraries and `.a` for static libraries.

6.7.1 NVECTOR_PTHREADS accessor macros

The following six macros are provided to access the content of an NVECTOR_PTHREADS vector. The suffix `_PT` in the names denotes the Pthreads version.

NV_CONTENT_PT(v)

This macro gives access to the contents of the Pthreads vector `N_Vector v`.

The assignment `v_cont = NV_CONTENT_PT(v)` sets `v_cont` to be a pointer to the Pthreads `N_Vector` content structure.

Implementation:

```
#define NV_CONTENT_PT(v) ( (N_VectorContent_Pthreads)(v->content) )
```

NV_OWN_DATA_PT(v)

Access the *own_data* component of the Pthreads `N_Vector v`.

Implementation:

```
#define NV_OWN_DATA_PT(v) ( NV_CONTENT_PT(v)->own_data )
```

NV_DATA_PT(v)

The assignment `v_data = NV_DATA_PT(v)` sets `v_data` to be a pointer to the first component of the *data* for the `N_Vector v`.

Similarly, the assignment `NV_DATA_PT(v) = v_data` sets the component array of `v` to be `v_data` by storing the pointer `v_data`.

Implementation:

```
#define NV_DATA_PT(v) ( NV_CONTENT_PT(v)->data )
```

NV_LENGTH_PT(v)

Access the *length* component of the Pthreads `N_Vector v`.

The assignment `v_len = NV_LENGTH_PT(v)` sets `v_len` to be the *length* of `v`. On the other hand, the call `NV_LENGTH_PT(v) = len_v` sets the *length* of `v` to be `len_v`.

Implementation:

```
#define NV_LENGTH_PT(v) ( NV_CONTENT_PT(v)->length )
```

NV_NUM_THREADS_PT(v)

Access the *num_threads* component of the Pthreads `N_Vector v`.

The assignment `v_threads = NV_NUM_THREADS_PT(v)` sets `v_threads` to be the *num_threads* of `v`. On the other hand, the call `NV_NUM_THREADS_PT(v) = num_threads_v` sets the *num_threads* of `v` to be `num_threads_v`.

Implementation:

```
#define NV_NUM_THREADS_PT(v) ( NV_CONTENT_PT(v)->num_threads )
```

NV_Ith_PT(v, i)

This macro gives access to the individual components of the *data* array of an `N_Vector`, using standard 0-based C indexing.

The assignment `r = NV_Ith_PT(v, i)` sets `r` to be the value of the *i*-th component of `v`.

The assignment `NV_Ith_PT(v,i) = r` sets the value of the *i*-th component of *v* to be *r*.

Here *i* ranges from 0 to $n - 1$ for a vector of length *n*.

Implementation:

```
#define NV_Ith_PT(v,i) ( NV_DATA_PT(v)[i] )
```

6.7.2 NVECTOR_PTHREADS functions

The NVECTOR_PTHREADS module defines Pthreads implementations of all vector operations listed in §6.2, §6.2.2, §6.2.3, and §6.2.4. Their names are obtained from those in those sections by appending the suffix `_Pthreads` (e.g. `N_VDestroy_Pthreads`). All the standard vector operations listed in §6.2 are callable via the Fortran 2003 interface by prepending an *F* (e.g. `FN_VDestroy_Pthreads`). The module NVECTOR_PTHREADS provides the following additional user-callable routines:

N_Vector **N_VNew_Pthreads**(*sunindextype* vec_length, int num_threads, *SUNContext* sunctx)

This function creates and allocates memory for a Pthreads *N_Vector*. Arguments are the vector length and number of threads.

N_Vector **N_VNewEmpty_Pthreads**(*sunindextype* vec_length, int num_threads, *SUNContext* sunctx)

This function creates a new Pthreads *N_Vector* with an empty (NULL) data array.

N_Vector **N_VMake_Pthreads**(*sunindextype* vec_length, *sunrealtype* *v_data, int num_threads, *SUNContext* sunctx)

This function creates and allocates memory for a Pthreads vector with user-provided data array, *v_data*.

(This function does *not* allocate memory for *v_data* itself.)

void **N_VPrint_Pthreads**(*N_Vector* v)

This function prints the content of a Pthreads vector to `stdout`.

void **N_VPrintFile_Pthreads**(*N_Vector* v, FILE *outfile)

This function prints the content of a Pthreads vector to `outfile`.

By default all fused and vector array operations are disabled in the NVECTOR_PTHREADS module. The following additional user-callable routines are provided to enable or disable fused and vector array operations for a specific vector. To ensure consistency across vectors it is recommended to first create a vector with `N_VNew_Pthreads()`, enable/disable the desired operations for that vector with the functions below, and create any additional vectors from that vector using `N_VClone()`. This guarantees the new vectors will have the same operations enabled/disabled as cloned vectors inherit the same enable/disable options as the vector they are cloned from while vectors created with `N_VNew_Pthreads()` will have the default settings for the NVECTOR_PTHREADS module.

SUNErrCode **N_VEnableFusedOps_Pthreads**(*N_Vector* v, *sunbooleantype* tf)

This function enables (SUNTRUE) or disables (SUNFALSE) all fused and vector array operations in the Pthreads vector. The return value is a *SUNErrCode*.

SUNErrCode **N_VEnableLinearCombination_Pthreads**(*N_Vector* v, *sunbooleantype* tf)

This function enables (SUNTRUE) or disables (SUNFALSE) the linear combination fused operation in the Pthreads vector. The return value is a *SUNErrCode*.

SUNErrCode **N_VEnableScaleAddMulti_Pthreads**(*N_Vector* v, *sunbooleantype* tf)

This function enables (SUNTRUE) or disables (SUNFALSE) the scale and add a vector to multiple vectors fused operation in the Pthreads vector. The return value is a *SUNErrCode*.

SUNErrCode **N_VEnableDotProdMulti_Pthreads**(*N_Vector* v, *sunbooleantype* tf)

This function enables (SUNTRUE) or disables (SUNFALSE) the multiple dot products fused operation in the Pthreads vector. The return value is a *SUNErrCode*.

SUNErrCode **N_VEnableLinearSumVectorArray_Pthreads**(*N_Vector* v, *sunbooleantype* tf)

This function enables (SUNTRUE) or disables (SUNFALSE) the linear sum operation for vector arrays in the Pthreads vector. The return value is a *SUNErrCode*.

SUNErrCode **N_VEnableScaleVectorArray_Pthreads**(*N_Vector* v, *sunbooleantype* tf)

This function enables (SUNTRUE) or disables (SUNFALSE) the scale operation for vector arrays in the Pthreads vector. The return value is a *SUNErrCode*.

SUNErrCode **N_VEnableConstVectorArray_Pthreads**(*N_Vector* v, *sunbooleantype* tf)

This function enables (SUNTRUE) or disables (SUNFALSE) the const operation for vector arrays in the Pthreads vector. The return value is a *SUNErrCode*.

SUNErrCode **N_VEnableWrmsNormVectorArray_Pthreads**(*N_Vector* v, *sunbooleantype* tf)

This function enables (SUNTRUE) or disables (SUNFALSE) the WRMS norm operation for vector arrays in the Pthreads vector. The return value is a *SUNErrCode*.

SUNErrCode **N_VEnableWrmsNormMaskVectorArray_Pthreads**(*N_Vector* v, *sunbooleantype* tf)

This function enables (SUNTRUE) or disables (SUNFALSE) the masked WRMS norm operation for vector arrays in the Pthreads vector. The return value is a *SUNErrCode*.

SUNErrCode **N_VEnableScaleAddMultiVectorArray_Pthreads**(*N_Vector* v, *sunbooleantype* tf)

This function enables (SUNTRUE) or disables (SUNFALSE) the scale and add a vector array to multiple vector arrays operation in the Pthreads vector. The return value is a *SUNErrCode*.

SUNErrCode **N_VEnableLinearCombinationVectorArray_Pthreads**(*N_Vector* v, *sunbooleantype* tf)

This function enables (SUNTRUE) or disables (SUNFALSE) the linear combination operation for vector arrays in the Pthreads vector. The return value is a *SUNErrCode*.

Notes

- When looping over the components of an *N_Vector* v, it is more efficient to first obtain the component array via `v_data = N_VGetArrayPointer(v)`, or equivalently `v_data = NV_DATA_PT(v)` and then access `v_data[i]` within the loop than it is to use `NV_Ith_S(v, i)` within the loop.
- *N_VNewEmpty_Pthreads()* and *N_VMake_Pthreads()* set the field `own_data` to `SUNFALSE`. The implementation of *N_VDestroy()* will not attempt to free the pointer data for any *N_Vector* with `own_data` set to `SUNFALSE`. In such a case, it is the user's responsibility to deallocate the data pointer.
- To maximize efficiency, vector operations in the `NVECTOR_PTHREADS` implementation that have more than one *N_Vector* argument do not check for consistent internal representation of these vectors. It is the user's responsibility to ensure that such routines are called with *N_Vector* arguments that were all created with the same internal representations.

6.7.3 NVECTOR_PTHREADS Fortran Interface

The `NVECTOR_PTHREADS` module provides a Fortran 2003 module for use from Fortran applications.

The `fnvector_pthreads_mod` Fortran module defines interfaces to all `NVECTOR_PTHREADS` C functions using the intrinsic `iso_c_binding` module which provides a standardized mechanism for interoperating with C. As noted in the C function descriptions above, the interface functions are named after the corresponding C function, but with a leading F. For example, the function `N_VNew_Pthreads` is interfaced as `FN_VNew_Pthreads`.

The Fortran 2003 NVECTOR_PTHREADS interface module can be accessed with the use statement, i.e. `use fn-vector_threads_mod`, and linking to the library `libsundials_fnvectorthreads_mod.lib` in addition to the C library. For details on where the library and module file `fnvector_threads_mod.mod` are installed see §11.

6.8 The NVECTOR_PARHYP Module

The NVECTOR_PARHYP implementation of the NVECTOR module provided with SUNDIALS is a wrapper around HYPRE's ParVector class. Most of the vector kernels simply call HYPRE vector operations. The implementation defines the *content* field of `N_Vector` to be a structure containing the global and local lengths of the vector, a pointer to an object of type `hypre_ParVector`, an MPI communicator, and a boolean flag *own_parvector* indicating ownership of the HYPRE parallel vector object *x*.

```
struct _N_VectorContent_ParHyp {
    sunindextype local_length;
    sunindextype global_length;
    sunboolean_t own_data;
    sunboolean_t own_parvector;
    sunrealtype *data;
    MPI_Comm comm;
    hypre_ParVector *x;
};
```

The header file to be included when using this module is `nvector_parhyp.h`. The installed module library to link to is `libsundials_nvecparhyp.lib` where `.lib` is typically `.so` for shared libraries and `.a` for static libraries.

Unlike native SUNDIALS vector types, NVECTOR_PARHYP does not provide macros to access its member variables. Note that NVECTOR_PARHYP requires SUNDIALS to be built with MPI support.

6.8.1 NVECTOR_PARHYP functions

The NVECTOR_PARHYP module defines implementations of all vector operations listed in §6.2 except for `N_VSetArrayPointer()` and `N_VGetArrayPointer()` because accessing raw vector data is handled by low-level HYPRE functions. As such, this vector is not available for use with SUNDIALS Fortran interfaces. When access to raw vector data is needed, one should extract the HYPRE vector first, and then use HYPRE methods to access the data. Usage examples of NVECTOR_PARHYP are provided in the `cvAdvDiff_non_ph.c` example programs for CVODE and the `ark_diurnal_kry_ph.c` example program for ARKODE.

The names of parhyp methods are obtained from those in §6.2, §6.2.2, §6.2.3, and §6.2.4 by appending the suffix `_ParHyp` (e.g. `N_VDestroy_ParHyp`). The module NVECTOR_PARHYP provides the following additional user-callable routines:

`N_Vector N_VNewEmpty_ParHyp(MPI_Comm comm, sunindextype local_length, sunindextype global_length, SUNContext sunctx)`

This function creates a new parhyp `N_Vector` with the pointer to the HYPRE vector set to NULL.

`N_Vector N_VMake_ParHyp(hypre_ParVector *x, SUNContext sunctx)`

This function creates an `N_Vector` wrapper around an existing HYPRE parallel vector. It does *not* allocate memory for *x* itself.

`hypre_ParVector *N_VGetVector_ParHyp(N_Vector v)`

This function returns a pointer to the underlying HYPRE vector.

void **N_VPrint_ParHyp**(*N_Vector* v)

This function prints the local content of a parhyp vector to `stdout`.

void **N_VPrintFile_ParHyp**(*N_Vector* v, FILE *outfile)

This function prints the local content of a parhyp vector to `outfile`.

By default all fused and vector array operations are disabled in the `NVECTOR_PARHYP` module. The following additional user-callable routines are provided to enable or disable fused and vector array operations for a specific vector. To ensure consistency across vectors it is recommended to first create a vector with `N_VMake_ParHyp()`, enable/disable the desired operations for that vector with the functions below, and create any additional vectors from that vector using `N_VClone()`. This guarantees the new vectors will have the same operations enabled/disabled as cloned vectors inherit the same enable/disable options as the vector they are cloned from while vectors created with `N_VMake_ParHyp()` will have the default settings for the `NVECTOR_PARHYP` module.

SUNErrCode **N_VEnableFusedOps_ParHyp**(*N_Vector* v, *sunbooleantype* tf)

This function enables (`SUNTRUE`) or disables (`SUNFALSE`) all fused and vector array operations in the parhyp vector. The return value is a *SUNErrCode*.

SUNErrCode **N_VEnableLinearCombination_ParHyp**(*N_Vector* v, *sunbooleantype* tf)

This function enables (`SUNTRUE`) or disables (`SUNFALSE`) the linear combination fused operation in the parhyp vector. The return value is a *SUNErrCode*.

SUNErrCode **N_VEnableScaleAddMulti_ParHyp**(*N_Vector* v, *sunbooleantype* tf)

This function enables (`SUNTRUE`) or disables (`SUNFALSE`) the scale and add a vector to multiple vectors fused operation in the parhyp vector. The return value is a *SUNErrCode*.

SUNErrCode **N_VEnableDotProdMulti_ParHyp**(*N_Vector* v, *sunbooleantype* tf)

This function enables (`SUNTRUE`) or disables (`SUNFALSE`) the multiple dot products fused operation in the parhyp vector. The return value is a *SUNErrCode*.

SUNErrCode **N_VEnableLinearSumVectorArray_ParHyp**(*N_Vector* v, *sunbooleantype* tf)

This function enables (`SUNTRUE`) or disables (`SUNFALSE`) the linear sum operation for vector arrays in the parhyp vector. The return value is a *SUNErrCode*.

SUNErrCode **N_VEnableScaleVectorArray_ParHyp**(*N_Vector* v, *sunbooleantype* tf)

This function enables (`SUNTRUE`) or disables (`SUNFALSE`) the scale operation for vector arrays in the parhyp vector. The return value is a *SUNErrCode*.

SUNErrCode **N_VEnableConstVectorArray_ParHyp**(*N_Vector* v, *sunbooleantype* tf)

This function enables (`SUNTRUE`) or disables (`SUNFALSE`) the const operation for vector arrays in the parhyp vector. The return value is a *SUNErrCode*.

SUNErrCode **N_VEnableWrmsNormVectorArray_ParHyp**(*N_Vector* v, *sunbooleantype* tf)

This function enables (`SUNTRUE`) or disables (`SUNFALSE`) the WRMS norm operation for vector arrays in the parhyp vector. The return value is a *SUNErrCode*.

SUNErrCode **N_VEnableWrmsNormMaskVectorArray_ParHyp**(*N_Vector* v, *sunbooleantype* tf)

This function enables (`SUNTRUE`) or disables (`SUNFALSE`) the masked WRMS norm operation for vector arrays in the parhyp vector. The return value is a *SUNErrCode*.

SUNErrCode **N_VEnableScaleAddMultiVectorArray_ParHyp**(*N_Vector* v, *sunbooleantype* tf)

This function enables (`SUNTRUE`) or disables (`SUNFALSE`) the scale and add a vector array to multiple vector arrays operation in the parhyp vector. The return value is a *SUNErrCode*.

SUNErrCode **N_VEnableLinearCombinationVectorArray_ParHyp**(*N_Vector* v, *sunbooleantype* tf)

This function enables (`SUNTRUE`) or disables (`SUNFALSE`) the linear combination operation for vector arrays in the parhyp vector. The return value is a *SUNErrCode*.

Notes

- When there is a need to access components of an `N_Vector_ParHyp` `v`, it is recommended to extract the HYPRE vector via `x_vec = N_VGetVector_ParHyp(v)` and then access components using appropriate HYPRE functions.
- `N_VNewEmpty_ParHyp()`, and `N_VMake_ParHyp()` set the field `own_parvector` to `SUNFALSE`. The implementation of `N_VDestroy()` will not attempt to delete an underlying HYPRE vector for any `N_Vector` with `own_parvector` set to `SUNFALSE`. In such a case, it is the user's responsibility to delete the underlying vector.
- To maximize efficiency, vector operations in the `NVECTOR_PARHYP` implementation that have more than one `N_Vector` argument do not check for consistent internal representations of these vectors. It is the user's responsibility to ensure that such routines are called with `N_Vector` arguments that were all created with the same internal representations.

6.9 The NVECTOR_PETSC Module

The `NVECTOR_PETSC` module is an `NVECTOR` wrapper around the PETSc vector. It defines the `content` field of a `N_Vector` to be a structure containing the global and local lengths of the vector, a pointer to the PETSc vector, an MPI communicator, and a boolean flag `own_data` indicating ownership of the wrapped PETSc vector.

```
struct _N_VectorContent_Petsc {
    sunindextype local_length;
    sunindextype global_length;
    sunboolean_t own_data;
    Vec *pvec;
    MPI_Comm comm;
};
```

The header file to be included when using this module is `nvector_petsc.h`. The installed module library to link to is `libsundials_nvecpetsc.lib` where `.lib` is typically `.so` for shared libraries and `.a` for static libraries.

Unlike native SUNDIALS vector types, `NVECTOR_PETSC` does not provide macros to access its member variables. Note that `NVECTOR_PETSC` requires SUNDIALS to be built with MPI support.

6.9.1 NVECTOR_PETSC functions

The `NVECTOR_PETSC` module defines implementations of all vector operations listed in §6.2 except for `N_VGetArrayPointer()` and `N_VSetArrayPointer()`. As such, this vector cannot be used with SUNDIALS Fortran interfaces. When access to raw vector data is needed, it is recommended to extract the PETSc vector first, and then use PETSc methods to access the data. Usage examples of `NVECTOR_PETSC` is provided in example programs for IDA.

The names of vector operations are obtained from those in §6.2, §6.2.2, §6.2.3, and §6.2.4 by appending the suffix `_Petsc` (e.g. `N_VDestroy_Petsc`). The module `NVECTOR_PETSC` provides the following additional user-callable routines:

`N_Vector N_VNewEmpty_Petsc`(MPI_Comm comm, *sunindextype* local_length, *sunindextype* global_length, *SUNContext* sunctx)

This function creates a new PETSC `N_Vector` with the pointer to the wrapped PETSc vector set to `NULL`. It is used by the `N_VMake_Petsc` and `N_VClone_Petsc` implementations. It should be used only with great caution.

`N_Vector N_VMake_Petsc`(Vec *pvec, *SUNContext* sunctx)

This function creates and allocates memory for an `NVECTOR_PETSC` wrapper with a user-provided PETSc vector. It does *not* allocate memory for the vector `pvec` itself.

Vec ***N_VGetVector_Petsc**(*N_Vector* v)

This function returns a pointer to the underlying PETSc vector.

void **N_VPrint_Petsc**(*N_Vector* v)

This function prints the global content of a wrapped PETSc vector to stdout.

void **N_VPrintFile_Petsc**(*N_Vector* v, const char fname[])

This function prints the global content of a wrapped PETSc vector to fname.

By default all fused and vector array operations are disabled in the NVECTOR_PETSC module. The following additional user-callable routines are provided to enable or disable fused and vector array operations for a specific vector. To ensure consistency across vectors it is recommended to first create a vector with *N_VMake_Petsc()*, enable/disable the desired operations for that vector with the functions below, and create any additional vectors from that vector using *N_VClone()*. This guarantees the new vectors will have the same operations enabled/disabled as cloned vectors inherit the same enable/disable options as the vector they are cloned from while vectors created with *N_VMake_Petsc()* will have the default settings for the NVECTOR_PETSC module.

SUNErrCode **N_VEnableFusedOps_Petsc**(*N_Vector* v, *sunbooleantype* tf)

This function enables (SUNTRUE) or disables (SUNFALSE) all fused and vector array operations in the PETSc vector. The return value is a *SUNErrCode*.

SUNErrCode **N_VEnableLinearCombination_Petsc**(*N_Vector* v, *sunbooleantype* tf)

This function enables (SUNTRUE) or disables (SUNFALSE) the linear combination fused operation in the PETSc vector. The return value is a *SUNErrCode*.

SUNErrCode **N_VEnableScaleAddMulti_Petsc**(*N_Vector* v, *sunbooleantype* tf)

This function enables (SUNTRUE) or disables (SUNFALSE) the scale and add a vector to multiple vectors fused operation in the PETSc vector. The return value is a *SUNErrCode*.

SUNErrCode **N_VEnableDotProdMulti_Petsc**(*N_Vector* v, *sunbooleantype* tf)

This function enables (SUNTRUE) or disables (SUNFALSE) the multiple dot products fused operation in the PETSc vector. The return value is a *SUNErrCode*.

SUNErrCode **N_VEnableLinearSumVectorArray_Petsc**(*N_Vector* v, *sunbooleantype* tf)

This function enables (SUNTRUE) or disables (SUNFALSE) the linear sum operation for vector arrays in the PETSc vector. The return value is a *SUNErrCode*.

SUNErrCode **N_VEnableScaleVectorArray_Petsc**(*N_Vector* v, *sunbooleantype* tf)

This function enables (SUNTRUE) or disables (SUNFALSE) the scale operation for vector arrays in the PETSc vector. The return value is a *SUNErrCode*.

SUNErrCode **N_VEnableConstVectorArray_Petsc**(*N_Vector* v, *sunbooleantype* tf)

This function enables (SUNTRUE) or disables (SUNFALSE) the const operation for vector arrays in the PETSc vector. The return value is a *SUNErrCode*.

SUNErrCode **N_VEnableWrmsNormVectorArray_Petsc**(*N_Vector* v, *sunbooleantype* tf)

This function enables (SUNTRUE) or disables (SUNFALSE) the WRMS norm operation for vector arrays in the PETSc vector. The return value is a *SUNErrCode*.

SUNErrCode **N_VEnableWrmsNormMaskVectorArray_Petsc**(*N_Vector* v, *sunbooleantype* tf)

This function enables (SUNTRUE) or disables (SUNFALSE) the masked WRMS norm operation for vector arrays in the PETSc vector. The return value is a *SUNErrCode*.

SUNErrCode **N_VEnableScaleAddMultiVectorArray_Petsc**(*N_Vector* v, *sunbooleantype* tf)

This function enables (SUNTRUE) or disables (SUNFALSE) the scale and add a vector array to multiple vector arrays operation in the PETSc vector. The return value is a *SUNErrCode*.

SUNErrCode **N_VEnableLinearCombinationVectorArray_Petsc**(*N_Vector* v, *sunbooleantype* tf)

This function enables (SUNTRUE) or disables (SUNFALSE) the linear combination operation for vector arrays in the PETSc vector. The return value is a *SUNErrCode*.

Notes

- When there is a need to access components of an *N_Vector_Petsc* v, it is recommended to extract the PETSc vector via `x_vec = N_VGetVector_Petsc(v)`; and then access components using appropriate PETSc functions.
- The functions *N_VNewEmpty_Petsc()* and *N_VMake_Petsc()*, set the field *own_data* to SUNFALSE. The implementation of *N_VDestroy()* will not attempt to free the pointer pvec for any *N_Vector* with *own_data* set to SUNFALSE. In such a case, it is the user's responsibility to deallocate the pvec pointer.
- To maximize efficiency, vector operations in the NVECTOR_PETSC implementation that have more than one *N_Vector* argument do not check for consistent internal representations of these vectors. It is the user's responsibility to ensure that such routines are called with *N_Vector* arguments that were all created with the same internal representations.

6.10 The NVECTOR_CUDA Module

The NVECTOR_CUDA module is an NVECTOR implementation in the CUDA language. The module allows for SUNDIALS vector kernels to run on NVIDIA GPU devices. It is intended for users who are already familiar with CUDA and GPU programming. Building this vector module requires a CUDA compiler and, by extension, a C++ compiler. The vector content layout is as follows:

```
struct _N_VectorContent_Cuda
{
    sunindextype      length;
    sunbooleantype    own_helper;
    SUNMemory         host_data;
    SUNMemory         device_data;
    SUNCudaExecPolicy* stream_exec_policy;
    SUNCudaExecPolicy* reduce_exec_policy;
    SUNMemoryHelper    mem_helper;
    void*             priv; /* 'private' data */
};

typedef struct _N_VectorContent_Cuda *N_VectorContent_Cuda;
```

The content members are the vector length (size), boolean flags that indicate if the vector owns the execution policies and memory helper objects (i.e., it is in charge of freeing the objects), *SUNMemory* objects for the vector data on the host and device, pointers to execution policies that control how streaming and reduction kernels are launched, a *SUNMemoryHelper* for performing memory operations, and a private data structure which holds additional members that should not be accessed directly.

When instantiated with *N_VNew_Cuda()*, the underlying data will be allocated on both the host and the device. Alternatively, a user can provide host and device data arrays by using the *N_VMake_Cuda()* constructor. To use CUDA managed memory, the constructors *N_VNewManaged_Cuda()* and *N_VMakeManaged_Cuda()* are provided. Additionally, a user-defined *SUNMemoryHelper* for allocating/freeing data can be provided with the constructor *N_VNewWithMemHelp_Cuda()*. Details on each of these constructors are provided below.

To use the NVECTOR_CUDA module, include `nvector_cuda.h` and link to the library `libsundials_nveccuda.lib`. The extension, `.lib`, is typically `.so` for shared libraries and `.a` for static libraries.

6.10.1 NVECTOR_CUDA functions

Unlike other native SUNDIALS vector types, the NVECTOR_CUDA module does not provide macros to access its member variables. Instead, user should use the accessor functions:

sunrealtype ***N_VGetHostArrayPointer_Cuda**(*N_Vector* v)

This function returns pointer to the vector data on the host.

sunrealtype ***N_VGetDeviceArrayPointer_Cuda**(*N_Vector* v)

This function returns pointer to the vector data on the device.

sunbooleantype **N_VIsManagedMemory_Cuda**(*N_Vector* v)

This function returns a boolean flag indicating if the vector data array is in managed memory or not.

The NVECTOR_CUDA module defines implementations of all standard vector operations defined in §6.2, §6.2.2, §6.2.3, and §6.2.4, except for *N_VSetArrayPointer()*, and, if using unmanaged memory, *N_VGetArrayPointer()*. As such, this vector can only be used with SUNDIALS direct solvers and preconditioners when using managed memory. The NVECTOR_CUDA module provides separate functions to access data on the host and on the device for the unmanaged memory use case. It also provides methods for copying from the host to the device and vice versa. Usage examples of NVECTOR_CUDA are provided in example programs for CVODE [43].

The names of vector operations are obtained from those in §6.2, §6.2.2, §6.2.3, and §6.2.4 by appending the suffix *_Cuda* (e.g. *N_VDestroy_Cuda*). The module NVECTOR_CUDA provides the following additional user-callable routines:

N_Vector **N_VNew_Cuda**(*sunindextype* length, *SUNContext* sunctx)

This function creates and allocates memory for a CUDA *N_Vector*. The vector data array is allocated on both the host and device.

N_Vector **N_VNewManaged_Cuda**(*sunindextype* vec_length, *SUNContext* sunctx)

This function creates and allocates memory for a CUDA *N_Vector*. The vector data array is allocated in managed memory.

N_Vector **N_VNewWithMemHelp_Cuda**(*sunindextype* length, *sunbooleantype* use_managed_mem,
SUNMemoryHelper helper, *SUNContext* sunctx)

This function creates a new CUDA *N_Vector* with a user-supplied *SUNMemoryHelper* for allocating/freeing memory.

N_Vector **N_VNewEmpty_Cuda**(*sunindextype* vec_length, *SUNContext* sunctx)

This function creates a new CUDA *N_Vector* where the members of the content structure have not been allocated. This utility function is used by the other constructors to create a new vector.

N_Vector **N_VMake_Cuda**(*sunindextype* vec_length, *sunrealtype* *h_vdata, *sunrealtype* *d_vdata, *SUNContext* sunctx)

This function creates a CUDA *N_Vector* with user-supplied vector data arrays for the host and the device.

N_Vector **N_VMakeManaged_Cuda**(*sunindextype* vec_length, *sunrealtype* *vdata, *SUNContext* sunctx)

This function creates a CUDA *N_Vector* with a user-supplied managed memory data array.

N_Vector **N_VMakeWithManagedAllocator_Cuda**(*sunindextype* length, void *(*allocfn)(size_t size), void (*freefn)(void *ptr))

This function creates a CUDA *N_Vector* with a user-supplied memory allocator. It requires the user to provide a corresponding free function as well. The memory allocated by the allocator function must behave like CUDA managed memory.

The module NVECTOR_CUDA also provides the following user-callable routines:

```
void N_VSetKernelExecPolicy_Cuda(N_Vector v, SUNCudaExecPolicy *stream_exec_policy,
                                SUNCudaExecPolicy *reduce_exec_policy)
```

This function sets the execution policies which control the kernel parameters utilized when launching the streaming and reduction CUDA kernels. By default the vector is setup to use the `SUNCudaThreadDirectExecPolicy` and `SUNCudaBlockReduceAtomicExecPolicy`. Any custom execution policy for reductions must ensure that the grid dimensions (number of thread blocks) is a multiple of the CUDA warp size (32). See §6.10.2 below for more information about the `SUNCudaExecPolicy` class. Providing NULL for an argument will result in the default policy being restored.

The input execution policies are cloned and, as such, may be freed after being attached to the desired vectors. A NULL input policy will reset the execution policy to the default setting.

Note

Note: All vectors used in a single instance of a SUNDIALS package must use the same execution policy. It is **strongly recommended** that this function is called immediately after constructing the vector, and any subsequent vector be created by cloning to ensure consistent execution policies across vectors

```
sunrealtype *N_VCopyToDevice_Cuda(N_Vector v)
```

This function copies host vector data to the device.

```
sunrealtype *N_VCopyFromDevice_Cuda(N_Vector v)
```

This function copies vector data from the device to the host.

```
void N_VPrint_Cuda(N_Vector v)
```

This function prints the content of a CUDA vector to stdout.

```
void N_VPrintFile_Cuda(N_Vector v, FILE *outfile)
```

This function prints the content of a CUDA vector to outfile.

By default all fused and vector array operations are disabled in the NVECTOR_CUDA module. The following additional user-callable routines are provided to enable or disable fused and vector array operations for a specific vector. To ensure consistency across vectors it is recommended to first create a vector with `N_VNew_Cuda()`, enable/disable the desired operations for that vector with the functions below, and create any additional vectors from that vector using `N_VClone()`. This guarantees the new vectors will have the same operations enabled/disabled as cloned vectors inherit the same enable/disable options as the vector they are cloned from while vectors created with `N_VNew_Cuda()` will have the default settings for the NVECTOR_CUDA module.

```
SUNErrCode N_VEnableFusedOps_Cuda(N_Vector v, sunbooleantype tf)
```

This function enables (SUNTRUE) or disables (SUNFALSE) all fused and vector array operations in the CUDA vector. The return value is a `SUNErrCode`.

```
SUNErrCode N_VEnableLinearCombination_Cuda(N_Vector v, sunbooleantype tf)
```

This function enables (SUNTRUE) or disables (SUNFALSE) the linear combination fused operation in the CUDA vector. The return value is a `SUNErrCode`.

```
SUNErrCode N_VEnableScaleAddMulti_Cuda(N_Vector v, sunbooleantype tf)
```

This function enables (SUNTRUE) or disables (SUNFALSE) the scale and add a vector to multiple vectors fused operation in the CUDA vector. The return value is a `SUNErrCode`.

```
SUNErrCode N_VEnableDotProdMulti_Cuda(N_Vector v, sunbooleantype tf)
```

This function enables (SUNTRUE) or disables (SUNFALSE) the multiple dot products fused operation in the CUDA vector. The return value is a `SUNErrCode`.

SUNErrCode **N_VEnableLinearSumVectorArray_Cuda**(*N_Vector* v, *sunbooleantype* tf)

This function enables (SUNTRUE) or disables (SUNFALSE) the linear sum operation for vector arrays in the CUDA vector. The return value is a *SUNErrCode*.

SUNErrCode **N_VEnableScaleVectorArray_Cuda**(*N_Vector* v, *sunbooleantype* tf)

This function enables (SUNTRUE) or disables (SUNFALSE) the scale operation for vector arrays in the CUDA vector. The return value is a *SUNErrCode*.

SUNErrCode **N_VEnableConstVectorArray_Cuda**(*N_Vector* v, *sunbooleantype* tf)

This function enables (SUNTRUE) or disables (SUNFALSE) the const operation for vector arrays in the CUDA vector. The return value is a *SUNErrCode*.

SUNErrCode **N_VEnableWrmsNormVectorArray_Cuda**(*N_Vector* v, *sunbooleantype* tf)

This function enables (SUNTRUE) or disables (SUNFALSE) the WRMS norm operation for vector arrays in the CUDA vector. The return value is a *SUNErrCode*.

SUNErrCode **N_VEnableWrmsNormMaskVectorArray_Cuda**(*N_Vector* v, *sunbooleantype* tf)

This function enables (SUNTRUE) or disables (SUNFALSE) the masked WRMS norm operation for vector arrays in the CUDA vector. The return value is a *SUNErrCode*.

SUNErrCode **N_VEnableScaleAddMultiVectorArray_Cuda**(*N_Vector* v, *sunbooleantype* tf)

This function enables (SUNTRUE) or disables (SUNFALSE) the scale and add a vector array to multiple vector arrays operation in the CUDA vector. The return value is a *SUNErrCode*.

SUNErrCode **N_VEnableLinearCombinationVectorArray_Cuda**(*N_Vector* v, *sunbooleantype* tf)

This function enables (SUNTRUE) or disables (SUNFALSE) the linear combination operation for vector arrays in the CUDA vector. The return value is a *SUNErrCode*.

Notes

- When there is a need to access components of an *N_Vector_Cuda*, v, it is recommended to use functions *N_VGetDeviceArrayPointer_Cuda()* or *N_VGetHostArrayPointer_Cuda()*. However, when using managed memory, the function *N_VGetArrayPointer()* may also be used.
- To maximize efficiency, vector operations in the NVECTOR_CUDA implementation that have more than one *N_Vector* argument do not check for consistent internal representations of these vectors. It is the user's responsibility to ensure that such routines are called with *N_Vector* arguments that were all created with the same internal representations.

6.10.2 The SUNCudaExecPolicy Class

In order to provide maximum flexibility to users, the CUDA kernel execution parameters used by kernels within SUNDIALS are defined by objects of the `sundials::cuda::ExecPolicy` abstract class type (this class can be accessed in the global namespace as `SUNCudaExecPolicy`). Thus, users may provide custom execution policies that fit the needs of their problem. The `SUNCudaExecPolicy` class is defined as

```
typedef sundials::cuda::ExecPolicy SUNCudaExecPolicy
```

where the `sundials::cuda::ExecPolicy` class is defined in the header file `sundials_cuda_policies.hpp`, as follows:

```
class sundials::cuda::ExecPolicy
```

```
    ExecPolicy(cudaStream_t stream = 0)
```

```
    virtual size_t gridSize(size_t numWorkUnits = 0, size_t blockDim = 0)
```

```

virtual size_t blockSize(size_t numWorkUnits = 0, size_t gridDim = 0)

virtual const cudaStream_t *stream() const

virtual ExecPolicy *clone() const

ExecPolicy *clone_new_stream(cudaStream_t stream) const

virtual bool atomic() const

virtual ~ExecPolicy()

```

To define a custom execution policy, a user simply needs to create a class that inherits from the abstract class and implements the methods. The SUNDIALS provided `sundials::cuda::ThreadDirectExecPolicy` (aka in the global namespace as `SUNCudaThreadDirectExecPolicy`) class is a good example of what a custom execution policy may look like:

```

class ThreadDirectExecPolicy : public ExecPolicy
{
public:
    ThreadDirectExecPolicy(const size_t blockDim, cudaStream_t stream = 0)
        : blockDim_(blockDim), ExecPolicy(stream)
    {}

    ThreadDirectExecPolicy(const ThreadDirectExecPolicy& ex)
        : blockDim_(ex.blockDim_), ExecPolicy(ex.stream_)
    {}

    virtual size_t gridSize(size_t numWorkUnits = 0, size_t /*blockDim*/ = 0) const
    {
        /* ceil(n/m) = floor((n + m - 1) / m) */
        return (numWorkUnits + blockSize() - 1) / blockSize();
    }

    virtual size_t blockSize(size_t /*numWorkUnits*/ = 0, size_t /*gridDim*/ = 0) const
    {
        return blockDim_;
    }

    virtual ExecPolicy* clone() const
    {
        return static_cast<ExecPolicy*>(new ThreadDirectExecPolicy(*this));
    }

private:
    const size_t blockDim_;
};

```

In total, SUNDIALS provides 3 execution policies:

SUNCudaThreadDirectExecPolicy(const size_t blockDim, const cudaStream_t stream = 0)

Maps each CUDA thread to a work unit. The number of threads per block (blockDim) can be set to anything. The grid size will be calculated so that there are enough threads for one thread per element. If a CUDA stream is provided, it will be used to execute the kernel.

SUNCudaGridStrideExecPolicy(const size_t blockDim, const size_t gridDim, const cudaStream_t stream = 0)

Is for kernels that use grid stride loops. The number of threads per block (blockDim) can be set to anything. The number of blocks (gridDim) can be set to anything. If a CUDA stream is provided, it will be used to execute the kernel.

SUNCudaBlockReduceExecPolicy(const size_t blockDim, const cudaStream_t stream = 0)

Is for kernels performing a reduction across individual thread blocks. The number of threads per block (blockDim) can be set to any valid multiple of the CUDA warp size. The grid size (gridDim) can be set to any value greater than 0. If it is set to 0, then the grid size will be chosen so that there is enough threads for one thread per work unit. If a CUDA stream is provided, it will be used to execute the kernel.

SUNCudaBlockReduceAtomicExecPolicy(const size_t blockDim, const cudaStream_t stream = 0)

Is for kernels performing a reduction across individual thread blocks using atomic operations. The number of threads per block (blockDim) can be set to any valid multiple of the CUDA warp size. The grid size (gridDim) can be set to any value greater than 0. If it is set to 0, then the grid size will be chosen so that there is enough threads for one thread per work unit. If a CUDA stream is provided, it will be used to execute the kernel.

For example, a policy that uses 128 threads per block and a user provided stream can be created like so:

```
cudaStream_t stream;
cudaStreamCreate(&stream);
SUNCudaThreadDirectExecPolicy thread_direct(128, stream);
```

These default policy objects can be reused for multiple SUNDIALS data structures (e.g. a *SUNMatrix* and an *N_Vector*) since they do not hold any modifiable state information.

6.11 The NVECTOR_HIP Module

The NVECTOR_HIP module is an NVECTOR implementation using the AMD ROCm HIP library [2]. The module allows for SUNDIALS vector kernels to run on AMD or NVIDIA GPU devices. It is intended for users who are already familiar with HIP and GPU programming. Building this vector module requires the HIP-clang compiler. The vector content layout is as follows:

```
struct _N_VectorContent_Hip
{
    sunindextype      length;
    sunbooleantype    own_helper;
    SUNMemory         host_data;
    SUNMemory         device_data;
    SUNHipExecPolicy* stream_exec_policy;
    SUNHipExecPolicy* reduce_exec_policy;
    SUNMemoryHelper    mem_helper;
    void*             priv; /* 'private' data */
};

typedef struct _N_VectorContent_Hip *N_VectorContent_Hip;
```

The content members are the vector length (size), a boolean flag that signals if the vector owns the data (i.e. it is in charge of freeing the data), pointers to vector data on the host and the device, pointers to *SUNHipExecPolicy* implementations that control how the HIP kernels are launched for streaming and reduction vector kernels, and a private data structure which holds additional members that should not be accessed directly.

When instantiated with `N_VNew_Hip()`, the underlying data will be allocated on both the host and the device. Alternatively, a user can provide host and device data arrays by using the `N_VMake_Hip()` constructor. To use managed memory, the constructors `N_VNewManaged_Hip()` and `N_VMakeManaged_Hip()` are provided. Additionally, a user-defined `SUNMemoryHelper` for allocating/freeing data can be provided with the constructor `N_VNewWithMemHelp_Hip()`. Details on each of these constructors are provided below.

To use the `NVECTOR_HIP` module, include `nvector_hip.h` and link to the library `libsundials_nvechip.lib`. The extension, `.lib`, is typically `.so` for shared libraries and `.a` for static libraries.

6.11.1 NVECTOR_HIP functions

Unlike other native SUNDIALS vector types, the `NVECTOR_HIP` module does not provide macros to access its member variables. Instead, user should use the accessor functions:

sunrealtype ***N_VGetHostArrayPointer_Hip**(*N_Vector* v)

This function returns pointer to the vector data on the host.

sunrealtype ***N_VGetDeviceArrayPointer_Hip**(*N_Vector* v)

This function returns pointer to the vector data on the device.

sunbooleantype **N_VIsManagedMemory_Hip**(*N_Vector* v)

This function returns a boolean flag indicating if the vector data array is in managed memory or not.

The `NVECTOR_HIP` module defines implementations of all standard vector operations defined in §6.2, §6.2.2, §6.2.3, and §6.2.4, except for `N_VSetArrayPointer()`. The names of vector operations are obtained from those in §6.2, §6.2.2, §6.2.3, and §6.2.4 by appending the suffix `_Hip` (e.g. `N_VDestroy_Hip`). The module `NVECTOR_HIP` provides the following additional user-callable routines:

N_Vector **N_VNew_Hip**(*sunindextype* length, *SUNContext* sunctx)

This function creates and allocates memory for a HIP `N_Vector`. The vector data array is allocated on both the host and device.

N_Vector **N_VNewManaged_Hip**(*sunindextype* vec_length, *SUNContext* sunctx)

This function creates and allocates memory for a HIP `N_Vector`. The vector data array is allocated in managed memory.

N_Vector **N_VNewWithMemHelp_Hip**(*sunindextype* length, *sunbooleantype* use_managed_mem, *SUNMemoryHelper* helper, *SUNContext* sunctx)

This function creates a new HIP `N_Vector` with a user-supplied `SUNMemoryHelper` for allocating/freeing memory.

N_Vector **N_VNewEmpty_Hip**(*sunindextype* vec_length, *SUNContext* sunctx)

This function creates a new HIP `N_Vector` where the members of the content structure have not been allocated. This utility function is used by the other constructors to create a new vector.

N_Vector **N_VMake_Hip**(*sunindextype* vec_length, *sunrealtype* *h_vdata, *sunrealtype* *d_vdata, *SUNContext* sunctx)

This function creates a HIP `N_Vector` with user-supplied vector data arrays for the host and the device.

N_Vector **N_VMakeManaged_Hip**(*sunindextype* vec_length, *sunrealtype* *vdata, *SUNContext* sunctx)

This function creates a HIP `N_Vector` with a user-supplied managed memory data array.

The module `NVECTOR_HIP` also provides the following user-callable routines:

N_VSetKernelExecPolicy_Hip(*N_Vector* v, *SUNHipExecPolicy* *stream_exec_policy, *SUNHipExecPolicy* *reduce_exec_policy)

This function sets the execution policies which control the kernel parameters utilized when launching the streaming and reduction HIP kernels. By default the vector is setup to use the *SUNHipThreadDirectExecPolicy()* and *SUNHipBlockReduceExecPolicy()*. Any custom execution policy for reductions must ensure that the grid dimensions (number of thread blocks) is a multiple of the HIP warp size (32 for NVIDIA GPUs, 64 for AMD GPUs). See §6.11.2 below for more information about the *SUNHipExecPolicy* class. Providing NULL for an argument will result in the default policy being restored.

The input execution policies are cloned and, as such, may be freed after being attached to the desired vectors. A NULL input policy will reset the execution policy to the default setting.

Note

Note: All vectors used in a single instance of a SUNDIALS package must use the same execution policy. It is **strongly recommended** that this function is called immediately after constructing the vector, and any subsequent vector be created by cloning to ensure consistent execution policies across vectors*

sunrealtype *N_VCopyToDevice_Hip(*N_Vector* v)

This function copies host vector data to the device.

sunrealtype *N_VCopyFromDevice_Hip(*N_Vector* v)

This function copies vector data from the device to the host.

void N_VPrint_Hip(*N_Vector* v)

This function prints the content of a HIP vector to stdout.

void N_VPrintFile_Hip(*N_Vector* v, FILE *outfile)

This function prints the content of a HIP vector to outfile.

By default all fused and vector array operations are disabled in the NVECTOR_HIP module. The following additional user-callable routines are provided to enable or disable fused and vector array operations for a specific vector. To ensure consistency across vectors it is recommended to first create a vector with *N_VNew_Hip()*, enable/disable the desired operations for that vector with the functions below, and create any additional vectors from that vector using *N_VClone()*. This guarantees the new vectors will have the same operations enabled/disabled as cloned vectors inherit the same enable/disable options as the vector they are cloned from while vectors created with *N_VNew_Hip()* will have the default settings for the NVECTOR_HIP module.

SUNErrCode N_VEnableFusedOps_Hip(*N_Vector* v, *sunbooleantype* tf)

This function enables (SUNTRUE) or disables (SUNFALSE) all fused and vector array operations in the HIP vector. The return value is a *SUNErrCode*.

SUNErrCode N_VEnableLinearCombination_Hip(*N_Vector* v, *sunbooleantype* tf)

This function enables (SUNTRUE) or disables (SUNFALSE) the linear combination fused operation in the HIP vector. The return value is a *SUNErrCode*.

SUNErrCode N_VEnableScaleAddMulti_Hip(*N_Vector* v, *sunbooleantype* tf)

This function enables (SUNTRUE) or disables (SUNFALSE) the scale and add a vector to multiple vectors fused operation in the HIP vector. The return value is a *SUNErrCode*.

SUNErrCode N_VEnableDotProdMulti_Hip(*N_Vector* v, *sunbooleantype* tf)

This function enables (SUNTRUE) or disables (SUNFALSE) the multiple dot products fused operation in the HIP vector. The return value is a *SUNErrCode*.

SUNErrCode N_VEnableLinearSumVectorArray_Hip(*N_Vector* v, *sunbooleantype* tf)

This function enables (SUNTRUE) or disables (SUNFALSE) the linear sum operation for vector arrays in the HIP vector. The return value is a *SUNErrCode*.

SUNErrCode **N_VEnableScaleVectorArray_Hip**(*N_Vector* v, *sunbooleantype* tf)

This function enables (SUNTRUE) or disables (SUNFALSE) the scale operation for vector arrays in the HIP vector. The return value is a *SUNErrCode*.

SUNErrCode **N_VEnableConstVectorArray_Hip**(*N_Vector* v, *sunbooleantype* tf)

This function enables (SUNTRUE) or disables (SUNFALSE) the const operation for vector arrays in the HIP vector. The return value is a *SUNErrCode*.

SUNErrCode **N_VEnableWrmsNormVectorArray_Hip**(*N_Vector* v, *sunbooleantype* tf)

This function enables (SUNTRUE) or disables (SUNFALSE) the WRMS norm operation for vector arrays in the HIP vector. The return value is a *SUNErrCode*.

SUNErrCode **N_VEnableWrmsNormMaskVectorArray_Hip**(*N_Vector* v, *sunbooleantype* tf)

This function enables (SUNTRUE) or disables (SUNFALSE) the masked WRMS norm operation for vector arrays in the HIP vector. The return value is a *SUNErrCode*.

SUNErrCode **N_VEnableScaleAddMultiVectorArray_Hip**(*N_Vector* v, *sunbooleantype* tf)

This function enables (SUNTRUE) or disables (SUNFALSE) the scale and add a vector array to multiple vector arrays operation in the HIP vector. The return value is a *SUNErrCode*.

SUNErrCode **N_VEnableLinearCombinationVectorArray_Hip**(*N_Vector* v, *sunbooleantype* tf)

This function enables (SUNTRUE) or disables (SUNFALSE) the linear combination operation for vector arrays in the HIP vector. The return value is a *SUNErrCode*.

Notes

- When there is a need to access components of an *N_Vector_Hip*, v, it is recommended to use functions *N_VGetDeviceArrayPointer_Hip()* or *N_VGetHostArrayPointer_Hip()*. However, when using managed memory, the function *N_VGetArrayPointer()* may also be used.
- To maximize efficiency, vector operations in the NVECTOR_HIP implementation that have more than one *N_Vector* argument do not check for consistent internal representations of these vectors. It is the user's responsibility to ensure that such routines are called with *N_Vector* arguments that were all created with the same internal representations.

6.11.2 The SUNHipExecPolicy Class

In order to provide maximum flexibility to users, the HIP kernel execution parameters used by kernels within SUNDIALS are defined by objects of the `sundials::hip::ExecPolicy` abstract class type (this class can be accessed in the global namespace as `SUNHipExecPolicy`). Thus, users may provide custom execution policies that fit the needs of their problem. The `SUNHipExecPolicy` class is defined as

```
typedef sundials::hip::ExecPolicy SUNHipExecPolicy
```

where the `sundials::hip::ExecPolicy` class is defined in the header file `sundials_hip_policies.hpp`, as follows:

```
class sundials::hip::ExecPolicy
```

```
    ExecPolicy(hipStream_t stream = 0)
```

```
    virtual size_t gridSize(size_t numWorkUnits = 0, size_t blockDim = 0)
```

```
    virtual size_t blockSize(size_t numWorkUnits = 0, size_t gridDim = 0)
```

```
    virtual const hipStream_t *stream() const
```

```
virtual ExecPolicy *clone() const

ExecPolicy *clone_new_stream(hipStream_t stream) const

virtual bool atomic() const

virtual ~ExecPolicy()
```

To define a custom execution policy, a user simply needs to create a class that inherits from the abstract class and implements the methods. The SUNDIALS provided `sundials::hip::ThreadDirectExecPolicy` (aka in the global namespace as `SUNHipThreadDirectExecPolicy`) class is a good example of a what a custom execution policy may look like:

```
class ThreadDirectExecPolicy : public ExecPolicy
{
public:
    ThreadDirectExecPolicy(const size_t blockDim, hipStream_t stream = 0)
        : blockDim_(blockDim), ExecPolicy(stream)
    {}

    ThreadDirectExecPolicy(const ThreadDirectExecPolicy& ex)
        : blockDim_(ex.blockDim_), ExecPolicy(ex.stream_)
    {}

    virtual size_t gridSize(size_t numWorkUnits = 0, size_t /*blockDim*/ = 0) const
    {
        /* ceil(n/m) = floor((n + m - 1) / m) */
        return (numWorkUnits + blockSize() - 1) / blockSize();
    }

    virtual size_t blockSize(size_t /*numWorkUnits*/ = 0, size_t /*gridDim*/ = 0) const
    {
        return blockDim_;
    }

    virtual ExecPolicy* clone() const
    {
        return static_cast<ExecPolicy*>(new ThreadDirectExecPolicy(*this));
    }

private:
    const size_t blockDim_;
};
```

In total, SUNDIALS provides 4 execution policies:

SUNHipThreadDirectExecPolicy(const size_t blockDim, const hipStream_t stream = 0)

Maps each HIP thread to a work unit. The number of threads per block (blockDim) can be set to anything. The grid size will be calculated so that there are enough threads for one thread per element. If a HIP stream is provided, it will be used to execute the kernel.

SUNHipGridStrideExecPolicy(const size_t blockDim, const size_t gridDim, const hipStream_t stream = 0)

Is for kernels that use grid stride loops. The number of threads per block (blockDim) can be set to anything. The number of blocks (gridDim) can be set to anything. If a HIP stream is provided, it will be used to execute the kernel.

SUNHipBlockReduceExecPolicy(const size_t blockDim, const hipStream_t stream = 0)

Is for kernels performing a reduction across individual thread blocks. The number of threads per block (blockDim) can be set to any valid multiple of the HIP warp size. The grid size (gridDim) can be set to any value greater than 0. If it is set to 0, then the grid size will be chosen so that there is enough threads for one thread per work unit. If a HIP stream is provided, it will be used to execute the kernel.

SUNHipBlockReduceAtomicExecPolicy(const size_t blockDim, const hipStream_t stream = 0)

Is for kernels performing a reduction across individual thread blocks using atomic operations. The number of threads per block (blockDim) can be set to any valid multiple of the HIP warp size. The grid size (gridDim) can be set to any value greater than 0. If it is set to 0, then the grid size will be chosen so that there is enough threads for one thread per work unit. If a HIP stream is provided, it will be used to execute the kernel.

For example, a policy that uses 128 threads per block and a user provided stream can be created like so:

```
hipStream_t stream;
hipStreamCreate(&stream);
SUNHipThreadDirectExecPolicy thread_direct(128, stream);
```

These default policy objects can be reused for multiple SUNDIALS data structures (e.g. a *SUNMatrix* and an *N_Vector*) since they do not hold any modifiable state information.

6.12 The NVECTOR_SYCL Module

The NVECTOR_SYCL module is an experimental NVECTOR implementation using the SYCL abstraction layer. At present the only supported SYCL compiler is the DPC++ (Intel oneAPI) compiler. This module allows for SUNDIALS vector kernels to run on Intel GPU devices. The module is intended for users who are already familiar with SYCL and GPU programming.

The vector content layout is as follows:

```
struct _N_VectorContent_Sycl
{
    sunindextype      length;
    sunboolean_t      own_helper;
    SUNMemory         host_data;
    SUNMemory         device_data;
    SUNSyclExecPolicy* stream_exec_policy;
    SUNSyclExecPolicy* reduce_exec_policy;
    SUNMemoryHelper    mem_helper;
    sycl::queue*       queue;
    void*              priv; /* 'private' data */
};

typedef struct _N_VectorContent_Sycl *N_VectorContent_Sycl;
```

The content members are the vector length (size), boolean flags that indicate if the vector owns the execution policies and memory helper objects (i.e., it is in charge of freeing the objects), *SUNMemory* objects for the vector data on the host and device, pointers to execution policies that control how streaming and reduction kernels are launched, a *SUNMemoryHelper* for performing memory operations, the SYCL queue, and a private data structure which holds additional members that should not be accessed directly.

When instantiated with *N_VNew_Sycl()*, the underlying data will be allocated on both the host and the device. Alternatively, a user can provide host and device data arrays by using the *N_VMake_Sycl()* constructor. To use managed

(shared) memory, the constructors `N_VNewManaged_Sycl()` and `N_VMakeManaged_Sycl()` are provided. Additionally, a user-defined `SUNMemoryHelper` for allocating/freeing data can be provided with the constructor `N_VNewWithMemHelp_Sycl()`. Details on each of these constructors are provided below.

The header file to include when using this is `nvector_sycl.h`. The installed module library to link to is `libsundials_nvecsycl.lib`. The extension `.lib` is typically `.so` for shared libraries `.a` for static libraries.

6.12.1 NVECTOR_SYCL functions

The NVECTOR_SYCL module implementations of all vector operations listed in §6.2, §6.2.2, §6.2.3, and §6.2.4, except for `N_VDotProdMulti()`, `N_VWrmsNormVectorArray()`, `N_VWrmsNormMaskVectorArray()` as support for arrays of reduction vectors is not yet supported. These functions will be added to the NVECTOR_SYCL implementation in the future. The names of vector operations are obtained from those in the aforementioned sections by appending the suffix `_Sycl` (e.g., `N_VDestroy_Sycl`).

Additionally, the NVECTOR_SYCL module provides the following user-callable constructors for creating a new NVECTOR_SYCL:

`N_Vector N_VNew_Sycl(sunindextype vec_length, sycl::queue *Q, SUNContext sunctx)`

This function creates and allocates memory for an NVECTOR_SYCL. Vector data arrays are allocated on both the host and the device associated with the input queue. All operation are launched in the provided queue.

`N_Vector N_VNewManaged_Sycl(sunindextype vec_length, sycl::queue *Q, SUNContext sunctx)`

This function creates and allocates memory for a NVECTOR_SYCL. The vector data array is allocated in managed (shared) memory using the input queue. All operation are launched in the provided queue.

`N_Vector N_VMake_Sycl(sunindextype length, sunrealtype *h_vdata, sunrealtype *d_vdata, sycl::queue *Q, SUNContext sunctx)`

This function creates an NVECTOR_SYCL with user-supplied host and device data arrays. This function does not allocate memory for data itself. All operation are launched in the provided queue.

`N_Vector N_VMakeManaged_Sycl(sunindextype length, sunrealtype *vdata, sycl::queue *Q, SUNContext sunctx)`

This function creates an NVECTOR_SYCL with a user-supplied managed (shared) data array. This function does not allocate memory for data itself. All operation are launched in the provided queue.

`N_Vector N_VNewWithMemHelp_Sycl(sunindextype length, sunbooleantype use_managed_mem, SUNMemoryHelper helper, sycl::queue *Q, SUNContext sunctx)`

This function creates an NVECTOR_SYCL with a user-supplied `SUNMemoryHelper` for allocating/freeing memory. All operation are launched in the provided queue.

`N_Vector N_VNewEmpty_Sycl()`

This function creates a new `N_Vector` where the members of the content structure have not been allocated. This utility function is used by the other constructors to create a new vector.

The following user-callable functions are provided for accessing the vector data arrays on the host and device and copying data between the two memory spaces. Note the generic NVECTOR operations `N_VGetArrayPointer()` and `N_VSetArrayPointer()` are mapped to the corresponding `HostArray` functions given below. To ensure memory coherency, a user will need to call the `CopyTo` or `CopyFrom` functions as necessary to transfer data between the host and device, unless managed (shared) memory is used.

`sunrealtype *N_VGetHostArrayPointer_Sycl(N_Vector v)`

This function returns a pointer to the vector host data array.

`sunrealtype *N_VGetDeviceArrayPointer_Sycl(N_Vector v)`

This function returns a pointer to the vector device data array.

void **N_VSetHostArrayPointer_Sycl**(sunrealtype *h_vdata, N_Vector v)

This function sets the host array pointer in the vector v.

void **N_VSetDeviceArrayPointer_Sycl**(sunrealtype *d_vdata, N_Vector v)

This function sets the device array pointer in the vector v.

void **N_VCopyToDevice_Sycl**(N_Vector v)

This function copies host vector data to the device.

void **N_VCopyFromDevice_Sycl**(N_Vector v)

This function copies vector data from the device to the host.

sunbooleantype **N_VIsManagedMemory_Sycl**(N_Vector v)

This function returns SUNTRUE if the vector data is allocated as managed (shared) memory otherwise it returns SUNFALSE.

The following user-callable function is provided to set the execution policies for how SYCL kernels are launched on a device.

SUNErrCode **N_VSetKernelExecPolicy_Sycl**(N_Vector v, *SUNSyclExecPolicy* *stream_exec_policy, *SUNSyclExecPolicy* *reduce_exec_policy)

This function sets the execution policies which control the kernel parameters utilized when launching the streaming and reduction kernels. By default the vector is setup to use the *SUNSyclThreadDirectExecPolicy()* and *SUNSyclBlockReduceExecPolicy()*. See §6.12.2 below for more information about the *SUNSyclExecPolicy* class.

The input execution policies are cloned and, as such, may be freed after being attached to the desired vectors. A NULL input policy will reset the execution policy to the default setting.

Note

All vectors used in a single instance of a SUNDIALS package must use the same execution policy. It is **strongly recommended** that this function is called immediately after constructing the vector, and any subsequent vector be created by cloning to ensure consistent execution policies across vectors.

The following user-callable functions are provided to print the host vector data array. Unless managed memory is used, a user may need to call *N_VCopyFromDevice_Sycl()* to ensure consistency between the host and device array.

void **N_VPrint_Sycl**(N_Vector v)

This function prints the host data array to stdout.

void **N_VPrintFile_Sycl**(N_Vector v, FILE *outfile)

This function prints the host data array to outfile.

By default all fused and vector array operations are disabled in the NVECTOR_SYCL module. The following additional user-callable routines are provided to enable or disable fused and vector array operations for a specific vector. To ensure consistency across vectors it is recommended to first create a vector with one of the above constructors, enable/disable the desired operations on that vector with the functions below, and then use this vector in conjunction with *N_VClone()* to create any additional vectors. This guarantees the new vectors will have the same operations enabled/disabled as cloned vectors inherit the same enable/disable options as the vector they are cloned from while vectors created by any of the constructors above will have the default settings for the NVECTOR_SYCL module.

SUNErrCode **N_VEnableFusedOps_Sycl**(N_Vector v, sunbooleantype tf)

This function enables (SUNTRUE) or disables (SUNFALSE) all fused and vector array operations in the SYCL vector. The return value is a *SUNErrCode*.

SUNErrCode **N_VEnableLinearCombination_Sycl**(N_Vector v, sunbooleantype tf)

This function enables (SUNTRUE) or disables (SUNFALSE) the linear combination fused operation in the SYCL vector. The return value is a [SUNErrCode](#).

SUNErrCode **N_VEnableScaleAddMulti_Sycl**(N_Vector v, sunbooleantype tf)

This function enables (SUNTRUE) or disables (SUNFALSE) the scale and add a vector to multiple vectors fused operation in the SYCL vector. The return value is a [SUNErrCode](#).

SUNErrCode **N_VEnableLinearSumVectorArray_Sycl**(N_Vector v, sunbooleantype tf)

This function enables (SUNTRUE) or disables (SUNFALSE) the linear sum operation for vector arrays in the SYCL vector. The return value is a [SUNErrCode](#).

SUNErrCode **N_VEnableScaleVectorArray_Sycl**(N_Vector v, sunbooleantype tf)

This function enables (SUNTRUE) or disables (SUNFALSE) the scale operation for vector arrays in the SYCL vector. The return value is a [SUNErrCode](#).

SUNErrCode **N_VEnableConstVectorArray_Sycl**(N_Vector v, sunbooleantype tf)

This function enables (SUNTRUE) or disables (SUNFALSE) the const operation for vector arrays in the SYCL vector. The return value is a [SUNErrCode](#).

SUNErrCode **N_VEnableScaleAddMultiVectorArray_Sycl**(N_Vector v, sunbooleantype tf)

This function enables (SUNTRUE) or disables (SUNFALSE) the scale and add a vector array to multiple vector arrays operation in the SYCL vector. The return value is a [SUNErrCode](#).

SUNErrCode **N_VEnableLinearCombinationVectorArray_Sycl**(N_Vector v, sunbooleantype tf)

This function enables (SUNTRUE) or disables (SUNFALSE) the linear combination operation for vector arrays in the SYCL vector. The return value is a [SUNErrCode](#).

Notes

- When there is a need to access components of an NVECTOR_SYCL, v, it is recommended to use [N_VGetDeviceArrayPointer\(\)](#) to access the device array or [N_VGetArrayPointer\(\)](#) for the host array. When using managed (shared) memory, either function may be used. To ensure memory coherency, a user may need to call the CopyTo or CopyFrom functions as necessary to transfer data between the host and device, unless managed (shared) memory is used.
- To maximize efficiency, vector operations in the NVECTOR_SYCL implementation that have more than one N_Vector argument do not check for consistent internal representations of these vectors. It is the user's responsibility to ensure that such routines are called with N_Vector arguments that were all created with the same internal representations.

6.12.2 The SUNSyclExecPolicy Class

In order to provide maximum flexibility to users, the SYCL kernel execution parameters used by kernels within SUNDIALS are defined by objects of the `sundials::sycl::ExecPolicy` abstract class type (this class can be accessed in the global namespace as `SUNSyclExecPolicy`). Thus, users may provide custom execution policies that fit the needs of their problem. The `SUNSyclExecPolicy` class is defined as

```
typedef sundials::sycl::ExecPolicy SUNSyclExecPolicy
```

where the `sundials::sycl::ExecPolicy` class is defined in the header file `sundials_sycl_policies.hpp`, as follows:

```
class sundials::sycl::ExecPolicy
```

```
    virtual size_t gridSize(size_t numWorkUnits = 0, size_t blockDim = 0)
```

```
virtual size_t blockSize(size_t numWorkUnits = 0, size_t gridDim = 0)
```

```
virtual ExecPolicy *clone() const
```

```
virtual ~ExecPolicy()
```

For consistency the function names and behavior mirror the execution policies for the CUDA and HIP vectors. In the SYCL case the `blockSize` is the local work-group range in a one-dimensional `nd_range` (threads per group). The `gridSize` is the number of local work groups so the global work-group range in a one-dimensional `nd_range` is `blockSize * gridSize` (total number of threads). All vector kernels are written with a many-to-one mapping where work units (vector elements) are mapped in a round-robin manner across the global range. As such, the `blockSize` and `gridSize` can be set to any positive value.

To define a custom execution policy, a user simply needs to create a class that inherits from the abstract class and implements the methods. The SUNDIALS provided `sundials::sycl::ThreadDirectExecPolicy` (aka in the global namespace as `SUNsyclThreadDirectExecPolicy`) class is a good example of what a custom execution policy may look like:

```
class ThreadDirectExecPolicy : public ExecPolicy
{
public:
    ThreadDirectExecPolicy(const size_t blockDim)
        : blockDim_(blockDim)
    {}

    ThreadDirectExecPolicy(const ThreadDirectExecPolicy& ex)
        : blockDim_(ex.blockDim_)
    {}

    virtual size_t gridSize(size_t numWorkUnits = 0, size_t blockDim = 0) const
    {
        return (numWorkUnits + blockSize() - 1) / blockSize();
    }

    virtual size_t blockSize(size_t numWorkUnits = 0, size_t gridDim = 0) const
    {
        return blockDim_;
    }

    virtual ExecPolicy* clone() const
    {
        return static_cast<ExecPolicy*>(new ThreadDirectExecPolicy(*this));
    }

private:
    const size_t blockDim_;
};
```

SUNDIALS provides the following execution policies:

SUNsyclThreadDirectExecPolicy(**const** size_t blockDim)

Is for kernels performing streaming operations and maps each work unit (vector element) to a work-item (thread). Based on the local work-group range (number of threads per group, `blockSize`) the number of local work-groups (`gridSize`) is computed so there are enough work-items in the global work-group range (total number of threads, `blockSize * gridSize`) for one work unit per work-item (thread).

SUNSyclGridStrideExecPolicy(const size_t blockDim, const size_t gridDim)

Is for kernels performing streaming operations and maps each work unit (vector element) to a work-item (thread) in a round-robin manner so the local work-group range (number of threads per group, blockSize) and the number of local work-groups (gridSize) can be set to any positive value. In this case the global work-group range (total number of threads, blockSize * gridSize) may be less than the number of work units (vector elements).

SUNSyclBlockReduceExecPolicy(const size_t blockDim)

Is for kernels performing a reduction, the local work-group range (number of threads per group, blockSize) and the number of local work-groups (gridSize) can be set to any positive value or the gridSize may be set to 0 in which case the global range is chosen so that there are enough threads for at most two work units per work-item.

By default the NVECTOR_SYCL module uses the SUNSyclThreadDirectExecPolicy and SUNSyclBlockReduceExecPolicy where the default blockDim is determined by querying the device for the max_work_group_size. User may specify different policies by constructing a new SyclExecPolicy and attaching it with `N_VSetKernelExecPolicy_Sycl()`. For example, a policy that uses 128 work-items (threads) per group can be created and attached like so:

```
N_Vector v = N_VNew_Sycl(length, SUNContext sunctx);
SUNSyclThreadDirectExecPolicy thread_direct(128);
SUNSyclBlockReduceExecPolicy block_reduce(128);
flag = N_VSetKernelExecPolicy_Sycl(v, &thread_direct, &block_reduce);
```

These default policy objects can be reused for multiple SUNDIALS data structures (e.g. a *SUNMatrix* and an *N_Vector*) since they do not hold any modifiable state information.

6.13 The NVECTOR_RAJA Module

The NVECTOR_RAJA module is an experimental NVECTOR implementation using the RAJA hardware abstraction layer. In this implementation, RAJA allows for SUNDIALS vector kernels to run on AMD, NVIDIA, or Intel GPU devices. The module is intended for users who are already familiar with RAJA and GPU programming. Building this vector module requires a C++11 compliant compiler and either the NVIDIA CUDA programming environment, the AMD ROCm HIP programming environment, or a compiler that supports the SYCL abstraction layer. When using the AMD ROCm HIP environment, the HIP-clang compiler must be utilized. Users can select which backend to compile with by setting the SUNDIALS_RAJA_BACKENDS CMake variable to either CUDA, HIP, or SYCL. Besides the CUDA, HIP, and SYCL backends, RAJA has other backends such as serial, OpenMP, and OpenACC. These backends are not used in this SUNDIALS release.

The vector content layout is as follows:

```
struct _N_VectorContent_Raja
{
    sunindextype length;
    sunboolean_t own_data;
    sunrealtype* host_data;
    sunrealtype* device_data;
    void* priv; /* 'private' data */
};
```

The content members are the vector length (size), a boolean flag that signals if the vector owns the data (i.e., it is in charge of freeing the data), pointers to vector data on the host and the device, and a private data structure which holds the memory management type, which should not be accessed directly.

When instantiated with `N_VNew_Raja()`, the underlying data will be allocated on both the host and the device. Alternatively, a user can provide host and device data arrays by using the `N_VMake_Raja()` constructor. To use managed

memory, the constructors `N_VNewManaged_Raja()` and `N_VMakeManaged_Raja()` are provided. Details on each of these constructors are provided below.

The header file to include when using this is `nvector_raja.h`. The installed module library to link to is `libsundials_nveccudaraja.lib` when using the CUDA backend, `libsundials_nvechipraja.lib` when using the HIP backend, and `libsundials_nvecsyclraja.lib` when using the SYCL backend. The extension `.lib` is typically `.so` for shared libraries `.a` for static libraries.

6.13.1 NVECTOR_RAJA functions

Unlike other native SUNDIALS vector types, the NVECTOR_RAJA module does not provide macros to access its member variables. Instead, user should use the accessor functions:

sunrealtype *`N_VGetHostArrayPointer_Raja`(*N_Vector* v)

This function returns pointer to the vector data on the host.

sunrealtype *`N_VGetDeviceArrayPointer_Raja`(*N_Vector* v)

This function returns pointer to the vector data on the device.

sunbooleantype `N_VIsManagedMemory_Raja`(*N_Vector* v)

This function returns a boolean flag indicating if the vector data is allocated in managed memory or not.

The NVECTOR_RAJA module defines the implementations of all vector operations listed in §6.2, §6.2.2, §6.2.3, and §6.2.4, except for `N_VDotProdMulti()`, `N_VWrmsNormVectorArray()`, and `N_VWrmsNormMaskVectorArray()` as support for arrays of reduction vectors is not yet supported in RAJA. These functions will be added to the NVECTOR_RAJA implementation in the future. Additionally, the operations `N_VGetArrayPointer()` and `N_VSetArrayPointer()` are not implemented by the RAJA vector. As such, this vector cannot be used with SUNDIALS direct solvers and preconditioners. The NVECTOR_RAJA module provides separate functions to access data on the host and on the device. It also provides methods for copying from the host to the device and vice versa. Usage examples of NVECTOR_RAJA are provided in some example programs for CVODE [43].

The names of vector operations are obtained from those in §6.2, §6.2.2, §6.2.3, and §6.2.4 by appending the suffix `_Raja` (e.g. `N_VDestroy_Raja`). The module NVECTOR_RAJA provides the following additional user-callable routines:

N_Vector `N_VNew_Raja`(*sunindextype* vec_length, *SUNContext* sunctx)

This function creates and allocates memory for a RAJA *N_Vector*. The memory is allocated on both the host and the device. Its only argument is the vector length.

N_Vector `N_VNewManaged_Raja`(*sunindextype* vec_length, *SUNContext* sunctx)

This function creates and allocates memory for a RAJA *N_Vector*. The vector data array is allocated in managed memory.

N_Vector `N_VMake_Raja`(*sunindextype* length, *sunrealtype* *h_data, *sunrealtype* *v_data, *SUNContext* sunctx)

This function creates an NVECTOR_RAJA with user-supplied host and device data arrays. This function does not allocate memory for data itself.

N_Vector `N_VMakeManaged_Raja`(*sunindextype* length, *sunrealtype* *vdata, *SUNContext* sunctx)

This function creates an NVECTOR_RAJA with a user-supplied managed memory data array. This function does not allocate memory for data itself.

N_Vector `N_VNewWithMemHelp_Raja`(*sunindextype* length, *sunbooleantype* use_managed_mem, *SUNMemoryHelper* helper, *SUNContext* sunctx)

This function creates an NVECTOR_RAJA with a user-supplied *SUNMemoryHelper* for allocating/freeing memory.

***N_Vector* N_VNewEmpty_Raja()**

This function creates a new *N_Vector* where the members of the content structure have not been allocated. This utility function is used by the other constructors to create a new vector.

void N_VCopyToDevice_Raja(*N_Vector* v)

This function copies host vector data to the device.

void N_VCopyFromDevice_Raja(*N_Vector* v)

This function copies vector data from the device to the host.

void N_VPrint_Raja(*N_Vector* v)

This function prints the content of a RAJA vector to `stdout`.

void N_VPrintFile_Raja(*N_Vector* v, FILE *outfile)

This function prints the content of a RAJA vector to `outfile`.

By default all fused and vector array operations are disabled in the `NVECTOR_RAJA` module. The following additional user-callable routines are provided to enable or disable fused and vector array operations for a specific vector. To ensure consistency across vectors it is recommended to first create a vector with `N_VNew_Raja()`, enable/disable the desired operations for that vector with the functions below, and create any additional vectors from that vector using `N_VClone()`. This guarantees the new vectors will have the same operations enabled/disabled as cloned vectors inherit the same enable/disable options as the vector they are cloned from while vectors created with `N_VNew_Raja()` will have the default settings for the `NVECTOR_RAJA` module.

***SUNErrCode* N_VEnableFusedOps_Raja(*N_Vector* v, *sunbooleantype* tf)**

This function enables (`SUNTRUE`) or disables (`SUNFALSE`) all fused and vector array operations in the RAJA vector. The return value is a *SUNErrCode*.

***SUNErrCode* N_VEnableLinearCombination_Raja(*N_Vector* v, *sunbooleantype* tf)**

This function enables (`SUNTRUE`) or disables (`SUNFALSE`) the linear combination fused operation in the RAJA vector. The return value is a *SUNErrCode*.

***SUNErrCode* N_VEnableScaleAddMulti_Raja(*N_Vector* v, *sunbooleantype* tf)**

This function enables (`SUNTRUE`) or disables (`SUNFALSE`) the scale and add a vector to multiple vectors fused operation in the RAJA vector. The return value is a *SUNErrCode*.

***SUNErrCode* N_VEnableLinearSumVectorArray_Raja(*N_Vector* v, *sunbooleantype* tf)**

This function enables (`SUNTRUE`) or disables (`SUNFALSE`) the linear sum operation for vector arrays in the RAJA vector. The return value is a *SUNErrCode*.

***SUNErrCode* N_VEnableScaleVectorArray_Raja(*N_Vector* v, *sunbooleantype* tf)**

This function enables (`SUNTRUE`) or disables (`SUNFALSE`) the scale operation for vector arrays in the RAJA vector. The return value is a *SUNErrCode*.

***SUNErrCode* N_VEnableConstVectorArray_Raja(*N_Vector* v, *sunbooleantype* tf)**

This function enables (`SUNTRUE`) or disables (`SUNFALSE`) the const operation for vector arrays in the RAJA vector. The return value is a *SUNErrCode*.

***SUNErrCode* N_VEnableScaleAddMultiVectorArray_Raja(*N_Vector* v, *sunbooleantype* tf)**

This function enables (`SUNTRUE`) or disables (`SUNFALSE`) the scale and add a vector array to multiple vector arrays operation in the RAJA vector. The return value is a *SUNErrCode*.

***SUNErrCode* N_VEnableLinearCombinationVectorArray_Raja(*N_Vector* v, *sunbooleantype* tf)**

This function enables (`SUNTRUE`) or disables (`SUNFALSE`) the linear combination operation for vector arrays in the RAJA vector. The return value is a *SUNErrCode*.

Notes

- When there is a need to access components of an NVECTOR_RAJA vector, it is recommended to use functions `N_VGetDeviceArrayPointer_Raja()` or `N_VGetHostArrayPointer_Raja()`. However, when using managed memory, the function `N_VGetArrayPointer()` may also be used.
- To maximize efficiency, vector operations in the NVECTOR_RAJA implementation that have more than one `N_Vector` argument do not check for consistent internal representations of these vectors. It is the user's responsibility to ensure that such routines are called with `N_Vector` arguments that were all created with the same internal representations.

6.14 The NVECTOR_KOKKOS Module

Added in version 6.4.0.

The NVECTOR_KOKKOS `N_Vector` implementation provides a vector data structure using Kokkos [29, 66] to support a variety of backends including serial, OpenMP, CUDA, HIP, and SYCL. Since Kokkos is a modern C++ library, the module is also written in modern C++ (it requires C++14) as a header only library. To utilize this `N_Vector` users will need to include `nvector/nvector_kokkos.hpp`. More instructions on building SUNDIALS with Kokkos enabled are given in §11.3.23. For instructions on building and using Kokkos, refer to the Kokkos documentation.

6.14.1 Using NVECTOR_KOKKOS

The NVECTOR_KOKKOS module is defined by the `Vector` templated class in the `sundials::kokkos` namespace:

```
template<class ExecutionSpace = Kokkos::DefaultExecutionSpace,
        class MemorySpace = typename ExecutionSpace::memory_space>
class Vector : public sundials::impl::BaseNVector,
               public sundials::ConvertibleTo<N_Vector>
```

To use the NVECTOR_KOKKOS module, we construct an instance of the `Vector` class e.g.,

```
// Vector with extent length using the default execution space
sundials::kokkos::Vector<> x{length, sunctx};

// Vector with extent length using the Cuda execution space
sundials::kokkos::Vector<Kokkos::Cuda> x{length, sunctx};

// Vector based on an existing Kokkos::View
Kokkos::View<> view{"a view", length};
sundials::kokkos::Vector<> x{view, sunctx};

// Vector based on an existing Kokkos::View for device and host
Kokkos::View<Kokkos::Cuda> device_view{"a view", length};
Kokkos::View<Kokkos::HostMirror> host_view{Kokkos::create_mirror_view(device_view)};
sundials::kokkos::Vector<> x{device_view, host_view, sunctx};
```

Instances of the `Vector` class are implicitly or explicitly (using the `get()` method) convertible to a `N_Vector` e.g.,

```
sundials::kokkos::Vector<> x{length, sunctx};
N_Vector x2 = x;           // implicit conversion to N_Vector
N_Vector x3 = x.get();     // explicit conversion to N_Vector
```

No further interaction with a `Vector` is required from this point, and it is possible to use the `N_Vector` API to operate on `x2` or `x3`.

Warning

`N_VDestroy()` should never be called on a `N_Vector` that was created via conversion from a `sundials::kokkos::Vector`. Doing so may result in a double free.

The underlying `Vector` can be extracted from a `N_Vector` using `GetVec()` e.g.,

```
auto x_vec = GetVec<>(x3);
```

6.14.2 NVECTOR_KOKKOS API

In this section we list the public API of the `sundials::kokkos::Vector` class.

```
template<class ExecutionSpace = Kokkos::DefaultExecutionSpace, class MemorySpace = class  
ExecutionSpace::memory_space>
```

```
class Vector : public sundials::impl::BaseNVector, public sundials::ConvertibleTo<N_Vector>
```

```
using view_type = Kokkos::View<sunrealtype*, MemorySpace>;
```

```
using size_type = typename view_type::size_type;
```

```
using host_view_type = typename view_type::HostMirror;
```

```
using memory_space = MemorySpace;
```

```
using exec_space = typename MemorySpace::execution_space;
```

```
using range_policy = Kokkos::RangePolicy<exec_space>;
```

```
Vector() = default
```

Default constructor – the vector must be copied or moved to.

```
Vector(size_type length, SUNContext sunctx)
```

Constructs a single `Vector` which is based on a 1D `Kokkos::View` with the `ExecutionSpace` and `MemorySpace` provided as template arguments.

Parameters

- **length** – length of the vector (i.e., the extent of the `View`)
- **sunctx** – the SUNDIALS simulation context object (*SUNContext*)

```
Vector(view_type view, SUNContext sunctx)
```

Constructs a single `Vector` from an existing `Kokkos::View`. The `View` `ExecutionSpace` and `MemorySpace` must match the `ExecutionSpace` and `MemorySpace` provided as template arguments.

Parameters

- **view** – A 1D `Kokkos::View`
- **sunctx** – the SUNDIALS simulation context object (*SUNContext*)

```
Vector(view_type view, host_view_type host_view, SUNContext sunctx)
```

Constructs a single `Vector` from an existing `Kokkos::View` for the device and the host. The `ExecutionSpace` and `MemorySpace` of the device `View` must match the `ExecutionSpace` and `MemorySpace` provided as template arguments.

Parameters

- **view** – A 1D Kokkos::View for the device
- **host_view** – A 1D Kokkos::View that is a Kokkos::HostMirror for the device view
- **sunctx** – the SUNDIALS simulation context object (*SUNContext*)

Vector(*Vector* &&that_vector) noexcept

Move constructor.

Vector(const *Vector* &that_vector)

Copy constructor. This creates a clone of the Vector, i.e., it creates a new Vector with the same properties, such as length, but it does not copy the data.

Vector &**operator**=(*Vector* &&rhs) noexcept

Move assignment.

Vector &**operator**=(const *Vector* &rhs)

Copy assignment. This creates a clone of the Vector, i.e., it creates a new Vector with the same properties, such as length, but it does not copy the data.

virtual ~**Vector**() = default;

Default destructor.

size_type **Length**()

Get the vector length i.e., `extent(0)`.

view_type **View**()

Get the underlying Kokkos::View for the device.

host_view_type **HostView**()

Get the underlying Kokkos::View for the host.

operator N_Vector() override

Implicit conversion to a *N_Vector*.

operator N_Vector() const override

Implicit conversion to a *N_Vector*.

N_Vector **get**() override

Explicit conversion to a *N_Vector*.

Added in version 7.6.0: Replaces the `Convert` method which was deprecated.

N_Vector **get**() const override

Explicit conversion to a *N_Vector*.

Added in version 7.6.0: Replaces the `Convert` method which was deprecated.

template<class **VectorType**>

inline *VectorType* ***GetVec**(*N_Vector* v)

Get the *Vector* wrapped by a *N_Vector*.

void **CopyToDevice**(*N_Vector* v)

Copy the data from the host view to the device view with Kokkos::deep_copy.

void **CopyFromDevice**(*N_Vector* v)

Copy the data to the host view from the device view with Kokkos::deep_copy.

template<class **VectorType**>

void **CopyToDevice**(*VectorType* &v)

Copy the data from the host view to the device view with Kokkos::deep_copy.

template<class **VectorType**>

void **CopyFromDevice**(*VectorType* &v)

Copy the data to the host view from the device view with Kokkos::deep_copy.

6.15 The NVECTOR_OPENMPDEV Module

In situations where a user has access to a device such as a GPU for offloading computation, SUNDIALS provides an NVECTOR implementation using OpenMP device offloading, called NVECTOR_OPENMPDEV.

The NVECTOR_OPENMPDEV implementation defines the *content* field of the *N_Vector* to be a structure containing the length of the vector, a pointer to the beginning of a contiguous data array on the host, a pointer to the beginning of a contiguous data array on the device, and a boolean flag *own_data* which specifies the ownership of host and device data arrays.

```
struct _N_VectorContent_OpenMPDEV
{
    sunindextype length;
    sunbooleantype own_data;
    sunrealtype    *host_data;
    sunrealtype    *dev_data;
};
```

The header file to include when using this module is `nvector_openmpdev.h`. The installed module library to link to is `libsundials_nvecopenmpdev.lib` where `.lib` is typically `.so` for shared libraries and `.a` for static libraries.

6.15.1 NVECTOR_OPENMPDEV accessor macros

The following macros are provided to access the content of an NVECTOR_OPENMPDEV vector.

NV_CONTENT_OMPDEV(v)

This macro gives access to the contents of the NVECTOR_OPENMPDEV *N_Vector* v.

The assignment `v_cont = NV_CONTENT_S(v)` sets `v_cont` to be a pointer to the NVECTOR_OPENMPDEV content structure.

Implementation:

```
#define NV_CONTENT_OMPDEV(v) ( (N_VectorContent_OpenMPDEV)(v->content) )
```

NV_OWN_DATA_OMPDEV(v)

Access the *own_data* component of the OpenMPDEV *N_Vector* v.

The assignment `v_data = NV_DATA_HOST_OMPDEV(v)` sets `v_data` to be a pointer to the first component of the data on the host for the *N_Vector* v.

Implementation:

```
#define NV_OWN_DATA_OMPDEV(v) ( NV_CONTENT_OMPDEV(v)->own_data )
```

NV_DATA_HOST_OMPDEV(v)

The assignment `NV_DATA_HOST_OMPDEV(v) = v_data` sets the host component array of `v` to be `v_data` by storing the pointer `v_data`.

Implementation:

```
#define NV_DATA_HOST_OMPDEV(v) ( NV_CONTENT_OMPDEV(v)->host_data )
```

NV_DATA_DEV_OMPDEV(v)

The assignment `v_dev_data = NV_DATA_DEV_OMPDEV(v)` sets `v_dev_data` to be a pointer to the first component of the data on the device for the `N_Vector v`. The assignment `NV_DATA_DEV_OMPDEV(v) = v_dev_data` sets the device component array of `v` to be `v_dev_data` by storing the pointer `v_dev_data`.

Implementation:

```
#define NV_DATA_DEV_OMPDEV(v) ( NV_CONTENT_OMPDEV(v)->dev_data )
```

NV_LENGTH_OMPDEV(V)

Access the *length* component of the OpenMPDEV `N_Vector v`.

The assignment `v_len = NV_LENGTH_OMPDEV(v)` sets `v_len` to be the length of `v`. On the other hand, the call `NV_LENGTH_OMPDEV(v) = len_v` sets the length of `v` to be `len_v`.

```
#define NV_LENGTH_OMPDEV(v) ( NV_CONTENT_OMPDEV(v)->length )
```

6.15.2 NVECTOR_OPENMPDEV functions

The `NVECTOR_OPENMPDEV` module defines OpenMP device offloading implementations of all vector operations listed in §6.2, §6.2.2, §6.2.3, and §6.2.4, except for `N_VSetArrayPointer()`. As such, this vector cannot be used with the SUNDIALS direct solvers and preconditioners. It also provides methods for copying from the host to the device and vice versa.

The names of the vector operations are obtained from those in §6.2, §6.2.2, §6.2.3, and §6.2.4 by appending the suffix `_OpenMPDEV` (e.g. `N_VDestroy_OpenMPDEV`). The module `NVECTOR_OPENMPDEV` provides the following additional user-callable routines:

N_Vector **N_VNew_OpenMPDEV**(*sunindextype* vec_length, *SUNContext* sunctx)

This function creates and allocates memory for an `NVECTOR_OPENMPDEV N_Vector`.

N_Vector **N_VNewEmpty_OpenMPDEV**(*sunindextype* vec_length, *SUNContext* sunctx)

This function creates a new `NVECTOR_OPENMPDEV N_Vector` with an empty (NULL) data array.

N_Vector **N_VMake_OpenMPDEV**(*sunindextype* vec_length, *sunrealtype* *h_vdata, *sunrealtype* *d_vdata, *SUNContext* sunctx)

This function creates an `NVECTOR_OPENMPDEV` vector with user-supplied vector data arrays `h_vdata` and `d_vdata`. This function does not allocate memory for data itself.

sunrealtype ***N_VGetHostArrayPointer_OpenMPDEV**(*N_Vector* v)

This function returns a pointer to the host data array.

sunrealtype ***N_VGetDeviceArrayPointer_OpenMPDEV**(*N_Vector* v)

This function returns a pointer to the device data array.

void **N_VPrint_OpenMPDEV**(*N_Vector* v)

This function prints the content of an `NVECTOR_OPENMPDEV` vector to `stdout`.

void **N_VPrintFile_OpenMPDEV**(*N_Vector* v, FILE *outfile)

This function prints the content of an NVECTOR_OPENMPDEV vector to outfile.

void **N_VCopyToDevice_OpenMPDEV**(*N_Vector* v)

This function copies the content of an NVECTOR_OPENMPDEV vector's host data array to the device data array.

void **N_VCopyFromDevice_OpenMPDEV**(*N_Vector* v)

This function copies the content of an NVECTOR_OPENMPDEV vector's device data array to the host data array.

By default all fused and vector array operations are disabled in the NVECTOR_OPENMPDEV module. The following additional user-callable routines are provided to enable or disable fused and vector array operations for a specific vector. To ensure consistency across vectors it is recommended to first create a vector with **N_VNew_OpenMPDEV**, enable/disable the desired operations for that vector with the functions below, and create any additional vectors from that vector using **N_VClone**. This guarantees the new vectors will have the same operations enabled/disabled as cloned vectors inherit the same enable/disable options as the vector they are cloned from while vectors created with **N_VNew_OpenMPDEV** will have the default settings for the NVECTOR_OPENMPDEV module.

SUNErrCode **N_VEnableFusedOps_OpenMPDEV**(*N_Vector* v, *sunbooleantype* tf)

This function enables (SUNTRUE) or disables (SUNFALSE) all fused and vector array operations in the NVECTOR_OPENMPDEV vector. The return value is a *SUNErrCode*.

SUNErrCode **N_VEnableLinearCombination_OpenMPDEV**(*N_Vector* v, *sunbooleantype* tf)

This function enables (SUNTRUE) or disables (SUNFALSE) the linear combination fused operation in the NVECTOR_OPENMPDEV vector. The return value is a *SUNErrCode*.

SUNErrCode **N_VEnableScaleAddMulti_OpenMPDEV**(*N_Vector* v, *sunbooleantype* tf)

This function enables (SUNTRUE) or disables (SUNFALSE) the scale and add a vector to multiple vectors fused operation in the NVECTOR_OPENMPDEV vector. The return value is a *SUNErrCode*.

SUNErrCode **N_VEnableDotProdMulti_OpenMPDEV**(*N_Vector* v, *sunbooleantype* tf)

This function enables (SUNTRUE) or disables (SUNFALSE) the multiple dot products fused operation in the NVECTOR_OPENMPDEV vector. The return value is a *SUNErrCode*.

SUNErrCode **N_VEnableLinearSumVectorArray_OpenMPDEV**(*N_Vector* v, *sunbooleantype* tf)

This function enables (SUNTRUE) or disables (SUNFALSE) the linear sum operation for vector arrays in the NVECTOR_OPENMPDEV vector. The return value is a *SUNErrCode*.

SUNErrCode **N_VEnableScaleVectorArray_OpenMPDEV**(*N_Vector* v, *sunbooleantype* tf)

This function enables (SUNTRUE) or disables (SUNFALSE) the scale operation for vector arrays in the NVECTOR_OPENMPDEV vector. The return value is a *SUNErrCode*.

SUNErrCode **N_VEnableConstVectorArray_OpenMPDEV**(*N_Vector* v, *sunbooleantype* tf)

This function enables (SUNTRUE) or disables (SUNFALSE) the const operation for vector arrays in the NVECTOR_OPENMPDEV vector. The return value is a *SUNErrCode*.

SUNErrCode **N_VEnableWrmsNormVectorArray_OpenMPDEV**(*N_Vector* v, *sunbooleantype* tf)

This function enables (SUNTRUE) or disables (SUNFALSE) the WRMS norm operation for vector arrays in the NVECTOR_OPENMPDEV vector. The return value is a *SUNErrCode*.

SUNErrCode **N_VEnableWrmsNormMaskVectorArray_OpenMPDEV**(*N_Vector* v, *sunbooleantype* tf)

This function enables (SUNTRUE) or disables (SUNFALSE) the masked WRMS norm operation for vector arrays in the NVECTOR_OPENMPDEV vector. The return value is a *SUNErrCode*.

SUNErrCode **N_VEnableScaleAddMultiVectorArray_OpenMPDEV**(*N_Vector* v, *sunbooleantype* tf)

This function enables (SUNTRUE) or disables (SUNFALSE) the scale and add a vector array to multiple vector arrays operation in the NVECTOR_OPENMPDEV vector. The return value is a *SUNErrCode*.

SUNErrCode **N_VEnableLinearCombinationVectorArray_OpenMPDEV**(*N_Vector* v, *sunbooleantype* tf)

This function enables (SUNTRUE) or disables (SUNFALSE) the linear combination operation for vector arrays in the NVECTOR_OPENMPDEV vector. The return value is a *SUNErrCode*.

Notes

- When looping over the components of an *N_Vector* v, it is most efficient to first obtain the component array via `h_data = N_VGetArrayPointer(v)` for the host array or `v_data = N_VGetDeviceArrayPointer(v)` for the device array, or equivalently to use the macros `h_data = NV_DATA_HOST_OMPDEV(v)` for the host array or `v_data = NV_DATA_DEV_OMPDEV(v)` for the device array, and then access `h_data[i]` or `v_data[i]` within the loop.
- When accessing individual components of an *N_Vector* v on the host remember to first copy the array back from the device with `N_VCopyFromDevice_OpenMPDEV(v)` to ensure the array is up to date.
- `N_VNewEmpty_OpenMPDEV()` and `N_VMake_OpenMPDEV()` set the field *own_data* to SUNFALSE. The implementation of `N_VDestroy()` will not attempt to free the pointer data for any *N_Vector* with *own_data* set to SUNFALSE. In such a case, it is the user's responsibility to deallocate the data pointers.
- To maximize efficiency, vector operations in the NVECTOR_OPENMPDEV implementation that have more than one *N_Vector* argument do not check for consistent internal representation of these vectors. It is the user's responsibility to ensure that such routines are called with *N_Vector* arguments that were all created with the same length.

6.16 The NVECTOR_TRILINOS Module

The NVECTOR_TRILINOS module is an NVECTOR wrapper around the Trilinos Tpetra vector. The interface to Tpetra is implemented in the `sundials::trilinos::nvector_tpetra::TpetraVectorInterface` class. This class simply stores a reference counting pointer to a Tpetra vector and inherits from an empty structure

```
struct _N_VectorContent_Trilinos {};
```

to interface the C++ class with the NVECTOR C code. A pointer to an instance of this class is kept in the *content* field of the *N_Vector* object, to ensure that the Tpetra vector is not deleted for as long as the *N_Vector* object exists.

The Tpetra vector type in the `sundials::trilinos::nvector_tpetra::TpetraVectorInterface` class is defined as:

```
typedef Tpetra::Vector<sunrealtype, int, sunindextype> vector_type;
```

The Tpetra vector will use the SUNDIALS-specified *sunrealtype* as its scalar type, *int* as the local ordinal type, and *sunindextype* as the global ordinal type. This type definition will use Tpetra's default node type. Available Kokkos node types as of the Trilinos 12.14 release are serial (single thread), OpenMP, Pthread, and CUDA. The default node type is selected when building the Kokkos package. For example, the Tpetra vector will use a CUDA node if Tpetra was built with CUDA support and the CUDA node was selected as the default when Tpetra was built.

The header file to include when using this module is `nvector_trilinos.h`. The installed module library to link to is `libsundials_nvectrilinos.lib` where `.lib` is typically `.so` for shared libraries and `.a` for static libraries.

6.16.1 NVECTOR_TRILINOS functions

The NVECTOR_TRILINOS module defines implementations of all vector operations listed in §6.2, §6.2.2, §6.2.3, and §6.2.4, except for `N_VGetArrayPointer()` and `N_VSetArrayPointer()`. As such, this vector cannot be used with the SUNDIALS direct solvers and preconditioners. When access to raw vector data is needed, it is recommended to extract the Trilinos Tpetra vector first, and then use Tpetra vector methods to access the data. Usage examples of NVECTOR_TRILINOS are provided in example programs for IDA.

The names of vector operations are obtained from those in §6.2 by appending the suffix `_Trilinos` (e.g. `N_VDestroy_Trilinos`). Vector operations call existing `Tpetra::Vector` methods when available. Vector operations specific to SUNDIALS are implemented as standalone functions in the namespace `sundials::trilinos::nvector_tpetra::TpetraVector`, located in the file `SundialsTpetraVectorKernels.hpp`. The module `NVECTOR_TRILINOS` provides the following additional user-callable routines:

Teuchos::RCP<*vector_type*> **N_VGetVector_Trilinos**(N_Vector v)

This C++ function takes an `N_Vector` as the argument and returns a reference counting pointer to the underlying Tpetra vector. This is a standalone function defined in the global namespace.

N_Vector **N_VMake_Trilinos**(Teuchos::RCP<*vector_type*> v)

This C++ function creates and allocates memory for an `NVECTOR_TRILINOS` wrapper around a user-provided Tpetra vector. This is a standalone function defined in the global namespace.

Notes

- The template parameter `vector_type` should be set as:

```
typedef sundials::trilinos::nvector_tpetra::TpetraVectorInterface::vector_type vector_type
```

This will ensure that data types used in Tpetra vector match those in SUNDIALS.

- When there is a need to access components of an `N_Vector_Trilinos` `v`, it is recommended to extract the Trilinos vector object via `x_vec = N_VGetVector_Trilinos(v)` and then access components using the appropriate Trilinos functions.
- The function `N_VDestroy_Trilinos` only deletes the `N_Vector` wrapper. The underlying Tpetra vector object will exist for as long as there is at least one reference to it.

6.17 The NVECTOR_MANYVECTOR Module

The `NVECTOR_MANYVECTOR` module is designed to facilitate problems with an inherent data partitioning within a computational node for the solution vector. These data partitions are entirely user-defined, through construction of distinct `NVECTOR` modules for each component, that are then combined together to form the `NVECTOR_MANYVECTOR`. Two potential use cases for this flexibility include:

- Heterogeneous computational architectures:* for data partitioning between different computing resources on a node, architecture-specific subvectors may be created for each partition. For example, a user could create one GPU-accelerated component based on `NVECTOR_CUDA`, and another CPU threaded component based on `NVECTOR_OPENMP`.
- Structure of arrays (SOA) data layouts:* for problems that require separate subvectors for each solution component. For example, in an incompressible Navier-Stokes simulation, separate subvectors may be used for velocities and pressure, which are combined together into a single `NVECTOR_MANYVECTOR` for the overall “solution”.

The above use cases are neither exhaustive nor mutually exclusive, and the `NVECTOR_MANYVECTOR` implementation should support arbitrary combinations of these cases.

The `NVECTOR_MANYVECTOR` implementation is designed to work with any `NVECTOR` subvectors that implement the minimum “standard” set of operations in §6.2.1. Additionally, `NVECTOR_MANYVECTOR` sets no limit on the number of subvectors that may be attached (aside from the limitations of using `sunindex_type` for indexing, and standard per-node memory limitations). However, while this ostensibly supports subvectors with one entry each (i.e., one subvector for each solution entry), we anticipate that this extreme situation will hinder performance due to non-stride-one memory accesses and increased function call overhead. We therefore recommend a relatively coarse partitioning of the problem, although actual performance will likely be problem-dependent.

As a final note, in the coming years we plan to introduce additional algebraic solvers and time integration modules that will leverage the problem partitioning enabled by NVECTOR_MANYVECTOR. However, even at present we anticipate that users will be able to leverage such data partitioning in their problem-defining ODE right-hand side function, DAE or nonlinear solver residual function, preconditioners, or custom *SUNLinearSolver* or *SUNNonlinearSolver* modules.

6.17.1 NVECTOR_MANYVECTOR structure

The NVECTOR_MANYVECTOR implementation defines the *content* field of *N_Vector* to be a structure containing the number of subvectors comprising the ManyVector, the global length of the ManyVector (including all subvectors), a pointer to the beginning of the array of subvectors, and a boolean flag *own_data* indicating ownership of the subvectors that populate *subvec_array*.

```
struct _N_VectorContent_ManyVector {
    sunindextype  num_subvectors; /* number of vectors attached */
    sunindextype  global_length; /* overall manyvector length */
    N_Vector*     subvec_array;  /* pointer to N_Vector array */
    sunbooleantype own_data;     /* flag indicating data ownership */
};
```

The header file to include when using this module is *nvector_manyvector.h*. The installed module library to link against is *libsundials_nvecmanyvector.lib* where *.lib* is typically *.so* for shared libraries and *.a* for static libraries.

6.17.2 NVECTOR_MANYVECTOR functions

The NVECTOR_MANYVECTOR module implements all vector operations listed in §6.2 except for *N_VGetArrayPointer()*, *N_VSetArrayPointer()*, *N_VScaleAddMultiVectorArray()*, and *N_VLinearCombinationVectorArray()*. As such, this vector cannot be used with the SUNDIALS direct solvers and preconditioners. Instead, the NVECTOR_MANYVECTOR module provides functions to access subvectors, whose data may in turn be accessed according to their NVECTOR implementations.

The names of vector operations are obtained from those in §6.2 by appending the suffix *_ManyVector* (e.g. *N_VDestroy_ManyVector*). The module NVECTOR_MANYVECTOR provides the following additional user-callable routines:

N_Vector **N_VNew_ManyVector**(*sunindextype* num_subvectors, *N_Vector* *vec_array, *SUNContext* sunctx)

This function creates a ManyVector from a set of existing NVECTOR objects.

This routine will copy all *N_Vector* pointers from the input *vec_array*, so the user may modify/free that pointer array after calling this function. However, this routine does *not* allocate any new subvectors, so the underlying NVECTOR objects themselves should not be destroyed before the ManyVector that contains them.

Upon successful completion, the new ManyVector is returned; otherwise this routine returns NULL (e.g., a memory allocation failure occurred).

Users of the Fortran 2003 interface to this function will first need to use the generic *N_Vector* utility functions *N_VNewVectorArray()*, and *N_VSetVecAtIndexVectorArray()* to create the *N_Vector** argument. This is further explained in §13.3.5, and the functions are documented in §6.1.1.

N_Vector **N_VGetSubvector_ManyVector**(*N_Vector* v, *sunindextype* vec_num)

This function returns the *vec_num* subvector from the NVECTOR array.

sunindextype **N_VGetSubvectorLocalLength_ManyVector**(*N_Vector* v, *sunindextype* vec_num)

This function returns the local length of the *vec_num* subvector from the NVECTOR array.

Usage:

```
local_length = N_VGetSubvectorLocalLength_ManyVector(v, 0);
```

sunrealtype ***N_VGetSubvectorArrayPointer_ManyVector**(*N_Vector* v, *sunindextype* vec_num)

This function returns the data array pointer for the *vec_num* subvector from the NVECTOR array.

If the input *vec_num* is invalid, or if the subvector does not support the *N_VGetArrayPointer* operation, then NULL is returned.

SUNErrCode **N_VSetSubvectorArrayPointer_ManyVector**(*sunrealtype* *v_data, *N_Vector* v, *sunindextype* vec_num)

This function sets the data array pointer for the *vec_num* subvector from the NVECTOR array.

The function returns a *SUNErrCode*.

sunindextype **N_VGetNumSubvectors_ManyVector**(*N_Vector* v)

This function returns the overall number of subvectors in the ManyVector object.

By default all fused and vector array operations are disabled in the NVECTOR_MANYVECTOR module, except for *N_VWrmsNormVectorArray()* and *N_VWrmsNormMaskVectorArray()*, that are enabled by default. The following additional user-callable routines are provided to enable or disable fused and vector array operations for a specific vector. To ensure consistency across vectors it is recommended to first create a vector with *N_VNew_ManyVector()*, enable/disable the desired operations for that vector with the functions below, and create any additional vectors from that vector using *N_VClone()*. This guarantees that the new vectors will have the same operations enabled/disabled, since cloned vectors inherit those configuration options from the vector they are cloned from, while vectors created with *N_VNew_ManyVector()* will have the default settings for the NVECTOR_MANYVECTOR module. We note that these routines *do not* call the corresponding routines on subvectors, so those should be set up as desired *before* attaching them to the ManyVector in *N_VNew_ManyVector()*.

SUNErrCode **N_VEnableFusedOps_ManyVector**(*N_Vector* v, *sunbooleantype* tf)

This function enables (SUNTRUE) or disables (SUNFALSE) all fused and vector array operations in the manyvector vector. The return value is a *SUNErrCode*.

SUNErrCode **N_VEnableLinearCombination_ManyVector**(*N_Vector* v, *sunbooleantype* tf)

This function enables (SUNTRUE) or disables (SUNFALSE) the linear combination fused operation in the manyvector vector. The return value is a *SUNErrCode*.

SUNErrCode **N_VEnableScaleAddMulti_ManyVector**(*N_Vector* v, *sunbooleantype* tf)

This function enables (SUNTRUE) or disables (SUNFALSE) the scale and add a vector to multiple vectors fused operation in the manyvector vector. The return value is a *SUNErrCode*.

SUNErrCode **N_VEnableDotProdMulti_ManyVector**(*N_Vector* v, *sunbooleantype* tf)

This function enables (SUNTRUE) or disables (SUNFALSE) the multiple dot products fused operation in the manyvector vector. The return value is a *SUNErrCode*.

SUNErrCode **N_VEnableLinearSumVectorArray_ManyVector**(*N_Vector* v, *sunbooleantype* tf)

This function enables (SUNTRUE) or disables (SUNFALSE) the linear sum operation for vector arrays in the manyvector vector. The return value is a *SUNErrCode*.

SUNErrCode **N_VEnableScaleVectorArray_ManyVector**(*N_Vector* v, *sunbooleantype* tf)

This function enables (SUNTRUE) or disables (SUNFALSE) the scale operation for vector arrays in the manyvector vector. The return value is a *SUNErrCode*.

SUNErrCode **N_VEnableConstVectorArray_ManyVector**(*N_Vector* v, *sunbooleantype* tf)

This function enables (SUNTRUE) or disables (SUNFALSE) the const operation for vector arrays in the manyvector vector. The return value is a *SUNErrCode*.

SUNErrCode **N_VEnableWrmsNormVectorArray_ManyVector**(*N_Vector* v, *sunbooleantype* tf)

This function enables (SUNTRUE) or disables (SUNFALSE) the WRMS norm operation for vector arrays in the manyvector vector. The return value is a *SUNErrCode*.

SUNErrCode **N_VEnableWrmsNormMaskVectorArray_ManyVector**(*N_Vector* v, *sunbooleantype* tf)

This function enables (SUNTRUE) or disables (SUNFALSE) the masked WRMS norm operation for vector arrays in the manyvector vector. The return value is a *SUNErrCode*.

Notes

- *N_VNew_ManyVector()* sets the field `own_data` = SUNFALSE. The ManyVector implementation of *N_VDestroy()* will not attempt to call *N_VDestroy()* on any subvectors contained in the subvector array for any *N_Vector* with `own_data` set to SUNFALSE. In such a case, it is the user's responsibility to deallocate the subvectors.
- To maximize efficiency, arithmetic vector operations in the NVECTOR_MANYVECTOR implementation that have more than one *N_Vector* argument do not check for consistent internal representation of these vectors. It is the user's responsibility to ensure that such routines are called with *N_Vector* arguments that were all created with the same subvector representations.

6.18 The NVECTOR_MPIMANYVECTOR Module

The NVECTOR_MPIMANYVECTOR module is designed to facilitate problems with an inherent data partitioning for the solution vector, and when using distributed-memory parallel architectures. As such, this implementation supports all use cases allowed by the MPI-unaware NVECTOR_MANYVECTOR implementation, as well as partitioning data between nodes in a parallel environment. These data partitions are entirely user-defined, through construction of distinct NVECTOR modules for each component, that are then combined together to form the NVECTOR_MPIMANYVECTOR. Three potential use cases for this module include:

- Heterogeneous computational architectures (single-node or multi-node)*: for data partitioning between different computing resources on a node, architecture-specific subvectors may be created for each partition. For example, a user could create one MPI-parallel component based on *NVECTOR_PARALLEL*, another GPU-accelerated component based on *NVECTOR_CUDA*.
- Process-based multiphysics decompositions (multi-node)*: for computations that combine separate MPI-based simulations together, each subvector may reside on a different MPI communicator, and the MPIManyVector combines these via an MPI *intercommunicator* that connects these distinct simulations together.
- Structure of arrays (SOA) data layouts (single-node or multi-node)*: for problems that require separate subvectors for each solution component. For example, in an incompressible Navier-Stokes simulation, separate subvectors may be used for velocities and pressure, which are combined together into a single MPIManyVector for the overall "solution".

The above use cases are neither exhaustive nor mutually exclusive, and the NVECTOR_MANYVECTOR implementation should support arbitrary combinations of these cases.

The NVECTOR_MPIMANYVECTOR implementation is designed to work with any NVECTOR subvectors that implement the minimum "standard" set of operations in §6.2.1, however significant performance benefits may be obtained when subvectors additionally implement the optional local reduction operations listed in §6.2.4.

Additionally, NVECTOR_MPIMANYVECTOR sets no limit on the number of subvectors that may be attached (aside from the limitations of using *sunindextype* for indexing, and standard per-node memory limitations). However, while this ostensibly supports subvectors with one entry each (i.e., one subvector for each solution entry), we anticipate that

this extreme situation will hinder performance due to non-stride-one memory accesses and increased function call overhead. We therefore recommend a relatively coarse partitioning of the problem, although actual performance will likely be problem-dependent.

As a final note, in the coming years we plan to introduce additional algebraic solvers and time integration modules that will leverage the problem partitioning enabled by `NVECTOR_MPIMANYVECTOR`. However, even at present we anticipate that users will be able to leverage such data partitioning in their problem-defining ODE right-hand side function, DAE or nonlinear solver residual function, preconditioners, or custom [SUNLinearSolver](#) or [SUNNonlinearSolver](#) modules.

6.18.1 NVECTOR_MPIMANYVECTOR structure

The `NVECTOR_MPIMANYVECTOR` implementation defines the *content* field of `N_Vector` to be a structure containing the MPI communicator (or `MPI_COMM_NULL` if running on a single-node), the number of subvectors comprising the `MPIManyVector`, the global length of the `MPIManyVector` (including all subvectors on all MPI ranks), a pointer to the beginning of the array of subvectors, and a boolean flag `own_data` indicating ownership of the subvectors that populate `subvec_array`.

```
struct _N_VectorContent_MPIManyVector {
    MPI_Comm      comm;           /* overall MPI communicator      */
    sunindextype  num_subvectors; /* number of vectors attached    */
    sunindextype  global_length;  /* overall mpimanyvector length  */
    N_Vector*     subvec_array;   /* pointer to N_Vector array     */
    sunbooleantype own_data;      /* flag indicating data ownership */
};
```

The header file to include when using this module is `nvector_mpimanyvector.h`. The installed module library to link against is `libsundials_nvecmpimanyvector.lib` where `.lib` is typically `.so` for shared libraries and `.a` for static libraries.

Note

If SUNDIALS is configured with MPI disabled, then the `MPIManyVector` library will not be built. Furthermore, any user codes that include `nvector_mpimanyvector.h` *must* be compiled using an MPI-aware compiler (whether the specific user code utilizes MPI or not). We note that the `NVECTOR_MANYVECTOR` implementation is designed for `ManyVector` use cases in an MPI-unaware environment.

6.18.2 NVECTOR_MPIMANYVECTOR functions

The `NVECTOR_MPIMANYVECTOR` module implements all vector operations listed in §6.2, except for [N_VGetArrayPointer\(\)](#), [N_VSetArrayPointer\(\)](#), [N_VScaleAddMultiVectorArray\(\)](#), and [N_VLinearCombinationVectorArray\(\)](#). As such, this vector cannot be used with the SUNDIALS direct solvers and preconditioners. Instead, the `NVECTOR_MPIMANYVECTOR` module provides functions to access subvectors, whose data may in turn be accessed according to their `NVECTOR` implementations.

The names of vector operations are obtained from those in §6.2 by appending the suffix `_MPIManyVector` (e.g. `N_VDestroy_MPIManyVector`). The module `NVECTOR_MPIMANYVECTOR` provides the following additional user-callable routines:

`N_Vector N_VNew_MPIManyVector`(*sunindextype* num_subvectors, *N_Vector** vec_array, *SUNContext* sunctx)

This function creates a `MPIManyVector` from a set of existing `NVECTOR` objects, under the requirement that all MPI-aware subvectors use the same MPI communicator (this is checked internally). If none of the subvectors

are MPI-aware, then this may equivalently be used to describe data partitioning within a single node. We note that this routine is designed to support use cases A and C above.

This routine will copy all `N_Vector` pointers from the input `vec_array`, so the user may modify/free that pointer array after calling this function. However, this routine does *not* allocate any new subvectors, so the underlying NVECTOR objects themselves should not be destroyed before the MPIManyVector that contains them.

Upon successful completion, the new MPIManyVector is returned; otherwise this routine returns NULL (e.g., if two MPI-aware subvectors use different MPI communicators).

Users of the Fortran 2003 interface to this function will first need to use the generic `N_Vector` utility functions `N_VNewVectorArray()`, and `N_VSetVecAtIndexVectorArray()` to create the `N_Vector*` argument. This is further explained in §13.3.5, and the functions are documented in §6.1.1.

N_Vector **N_VMake_MPIManyVector**(MPI_Comm comm, *sunindextype* num_subvectors, *N_Vector* *vec_array, *SUNContext* sunctx)

This function creates a MPIManyVector from a set of existing NVECTOR objects, and a user-created MPI communicator that “connects” these subvectors. Any MPI-aware subvectors may use different MPI communicators than the input `comm`. We note that this routine is designed to support any combination of the use cases above.

The input `comm` should be this user-created MPI communicator. This routine will internally call `MPI_Comm_dup` to create a copy of the input `comm`, so the user-supplied `comm` argument need not be retained after the call to `N_VMake_MPIManyVector()`.

If all subvectors are MPI-unaware, then the input `comm` argument should be `MPI_COMM_NULL`, although in this case, it would be simpler to call `N_VNew_MPIManyVector()` instead, or to just use the NVECTOR_MANYVECTOR module.

This routine will copy all `N_Vector` pointers from the input `vec_array`, so the user may modify/free that pointer array after calling this function. However, this routine does *not* allocate any new subvectors, so the underlying NVECTOR objects themselves should not be destroyed before the MPIManyVector that contains them.

Upon successful completion, the new MPIManyVector is returned; otherwise this routine returns NULL (e.g., if the input `vec_array` is NULL).

N_Vector **N_VGetSubvector_MPIManyVector**(*N_Vector* v, *sunindextype* vec_num)

This function returns the `vec_num` subvector from the NVECTOR array.

sunindextype **N_VGetSubvectorLocalLength_MPIManyVector**(*N_Vector* v, *sunindextype* vec_num)

This function returns the local length of the `vec_num` subvector from the NVECTOR array.

Usage:

```
local_length = N_VGetSubvectorLocalLength_MPIManyVector(v, 0);
```

sunrealtype ***N_VGetSubvectorArrayPointer_MPIManyVector**(*N_Vector* v, *sunindextype* vec_num)

This function returns the data array pointer for the `vec_num` subvector from the NVECTOR array.

If the input `vec_num` is invalid, or if the subvector does not support the `N_VGetArrayPointer` operation, then NULL is returned.

SUNErrCode **N_VSetSubvectorArrayPointer_MPIManyVector**(*sunrealtype* *v_data, *N_Vector* v, *sunindextype* vec_num)

This function sets the data array pointer for the `vec_num` subvector from the NVECTOR array.

The function returns a *SUNErrCode*.

sunindextype **N_VGetNumSubvectors_MPIManyVector**(*N_Vector* v)

This function returns the overall number of subvectors in the MPIManyVector object.

By default all fused and vector array operations are disabled in the NVECTOR_MPIMANYVECTOR module, except for `N_VWrmsNormVectorArray()` and `N_VWrmsNormMaskVectorArray()`, that are enabled by default. The following additional user-callable routines are provided to enable or disable fused and vector array operations for a specific vector. To ensure consistency across vectors it is recommended to first create a vector with `N_VNew_MPIManyVector()` or `N_VMake_MPIManyVector()`, enable/disable the desired operations for that vector with the functions below, and create any additional vectors from that vector using `N_VClone()`. This guarantees that the new vectors will have the same operations enabled/disabled, since cloned vectors inherit those configuration options from the vector they are cloned from, while vectors created with `N_VNew_MPIManyVector()` and `N_VMake_MPIManyVector()` will have the default settings for the NVECTOR_MPIMANYVECTOR module. We note that these routines *do not* call the corresponding routines on subvectors, so those should be set up as desired *before* attaching them to the MPIManyVector in `N_VNew_MPIManyVector()` or `N_VMake_MPIManyVector()`.

SUNErrCode N_VEnableFusedOps_MPIManyVector(N_Vector v, sunbooleantype tf)

This function enables (SUNTRUE) or disables (SUNFALSE) all fused and vector array operations in the MPIManyVector vector. The return value is a *SUNErrCode*.

SUNErrCode N_VEnableLinearCombination_MPIManyVector(N_Vector v, sunbooleantype tf)

This function enables (SUNTRUE) or disables (SUNFALSE) the linear combination fused operation in the MPIManyVector vector. The return value is a *SUNErrCode*.

SUNErrCode N_VEnableScaleAddMulti_MPIManyVector(N_Vector v, sunbooleantype tf)

This function enables (SUNTRUE) or disables (SUNFALSE) the scale and add a vector to multiple vectors fused operation in the MPIManyVector vector. The return value is a *SUNErrCode*.

SUNErrCode N_VEnableDotProdMulti_MPIManyVector(N_Vector v, sunbooleantype tf)

This function enables (SUNTRUE) or disables (SUNFALSE) the multiple dot products fused operation in the MPIManyVector vector. The return value is a *SUNErrCode*.

SUNErrCode N_VEnableLinearSumVectorArray_MPIManyVector(N_Vector v, sunbooleantype tf)

This function enables (SUNTRUE) or disables (SUNFALSE) the linear sum operation for vector arrays in the MPIManyVector vector. The return value is a *SUNErrCode*.

SUNErrCode N_VEnableScaleVectorArray_MPIManyVector(N_Vector v, sunbooleantype tf)

This function enables (SUNTRUE) or disables (SUNFALSE) the scale operation for vector arrays in the MPIManyVector vector. The return value is a *SUNErrCode*.

SUNErrCode N_VEnableConstVectorArray_MPIManyVector(N_Vector v, sunbooleantype tf)

This function enables (SUNTRUE) or disables (SUNFALSE) the const operation for vector arrays in the MPIManyVector vector. The return value is a *SUNErrCode*.

SUNErrCode N_VEnableWrmsNormVectorArray_MPIManyVector(N_Vector v, sunbooleantype tf)

This function enables (SUNTRUE) or disables (SUNFALSE) the WRMS norm operation for vector arrays in the MPIManyVector vector. The return value is a *SUNErrCode*.

SUNErrCode N_VEnableWrmsNormMaskVectorArray_MPIManyVector(N_Vector v, sunbooleantype tf)

This function enables (SUNTRUE) or disables (SUNFALSE) the masked WRMS norm operation for vector arrays in the MPIManyVector vector. The return value is a *SUNErrCode*.

Notes

- `N_VNew_MPIManyVector()` and `N_VMake_MPIManyVector()` set the field `own_data` = SUNFALSE. The MPIManyVector implementation of `N_VDestroy()` will not attempt to call `N_VDestroy()` on any subvectors contained in the subvector array for any `N_Vector` with `own_data` set to SUNFALSE. In such a case, it is the user's responsibility to deallocate the subvectors.
- To maximize efficiency, arithmetic vector operations in the NVECTOR_MPIMANYVECTOR implementation that have more than one `N_Vector` argument do not check for consistent internal representation of these vectors.

It is the user's responsibility to ensure that such routines are called with `N_Vector` arguments that were all created with the same subvector representations.

6.19 The NVECTOR_MPIPLUSX Module

The NVECTOR_MPIPLUSX module is designed to facilitate the MPI+X paradigm, where X is some form of on-node (local) parallelism (e.g. OpenMP, CUDA). This paradigm is becoming increasingly popular with the rise of heterogeneous computing architectures.

The NVECTOR_MPIPLUSX implementation is designed to work with any NVECTOR that implements the minimum “standard” set of operations in §6.2.1. However, it is not recommended to use the NVECTOR_PARALLEL, NVECTOR_PARHYP, NVECTOR_PETSC, or NVECTOR_TRILINOS implementations underneath the NVECTOR_MPIPLUSX module since they already provide MPI capabilities.

6.19.1 NVECTOR_MPIPLUSX structure

The NVECTOR_MPIPLUSX implementation is a thin wrapper around the NVECTOR_MPIMANYVECTOR. Accordingly, it adopts the same content structure as defined in §6.18.1.

The header file to include when using this module is `nvector_mpiplusx.h`. The installed module library to link against is `libsundials_nvecmpiplusx.lib` where `.lib` is typically `.so` for shared libraries and `.a` for static libraries.

Note

If SUNDIALS is configured with MPI disabled, then the `mpiplusx` library will not be built. Furthermore, any user codes that include `nvector_mpiplusx.h` *must* be compiled using an MPI-aware compiler.

6.19.2 NVECTOR_MPIPLUSX functions

The NVECTOR_MPIPLUSX module adopts all vector operations listed in §6.2, from the NVECTOR_MPIMANYVECTOR (see §6.18) except for `N_VGetArrayPointer()`, and `N_VSetArrayPointer()`; the module provides its own implementation of these functions that call the local vector implementations. Therefore, the NVECTOR_MPIPLUSX module implements all of the operations listed in the referenced sections except for `N_VScaleAddMultiVectorArray()`, and `N_VLinearCombinationVectorArray()`. Accordingly, its compatibility with the SUNDIALS direct solvers and preconditioners depends on the local vector implementation.

The module NVECTOR_MPIPLUSX provides the following additional user-callable routines:

`N_Vector` **N_VMake_MPIPlusX**(MPI_Comm comm, `N_Vector` *local_vector, *SUNContext* sunctx)

This function creates a MPIPlusX vector from an existing local (i.e. on node) NVECTOR object, and a user-created MPI communicator.

The input *comm* should be this user-created MPI communicator. This routine will internally call `MPI_Comm_dup` to create a copy of the input *comm*, so the user-supplied *comm* argument need not be retained after the call to `N_VMake_MPIPlusX()`.

This routine will copy the NVECTOR pointer to the input *local_vector*, so the underlying local NVECTOR object should not be destroyed before the `mpiplusx` that contains it.

Upon successful completion, the new MPIPlusX is returned; otherwise this routine returns NULL (e.g., if the input *local_vector* is NULL).

N_Vector **N_VGetLocalVector_MPIPlusX**(*N_Vector* v)

This function returns the local vector underneath the MPIPlusX NVECTOR.

sunindextype **N_VGetLocalLength_MPIPlusX**(*N_Vector* v)

This function returns the local length of the vector underneath the MPIPlusX NVECTOR.

Usage:

```
local_length = N_VGetLocalLength_MPIPlusX(v);
```

sunrealtype ***N_VGetArrayPointer_MPIPlusX**(*N_Vector* v)

This function returns the data array pointer for the local vector.

If the local vector does not support the *N_VGetArrayPointer*() operation, then NULL is returned.

void **N_VSetArrayPointer_MPIPlusX**(*sunrealtype* *v_data, *N_Vector* v)

This function sets the data array pointer for the local vector if the local vector implements the *N_VSetArrayPointer*() operation.

The NVECTOR_MPIPLUSX module does not implement any fused or vector array operations. Instead users should enable/disable fused operations on the local vector.

Notes

- *N_VMake_MPIPlusX*() sets the field `own_data = SUNFALSE` and the MPIPlusX implementation of *N_VDestroy*() will not call *N_VDestroy*() on the local vector. In this a case, it is the user's responsibility to deallocate the local vector.
- To maximize efficiency, arithmetic vector operations in the NVECTOR_MPIPLUSX implementation that have more than one *N_Vector* argument do not check for consistent internal representation of these vectors. It is the user's responsibility to ensure that such routines are called with *N_Vector* arguments that were all created with the same subvector representations.

6.20 NVECTOR Examples

There are NVECTOR examples that may be installed for each implementation. Each implementation makes use of the functions in `test_nvector.c`. These example functions show simple usage of the NVECTOR family of functions. The input to the examples are the vector length, number of threads (if threaded implementation), and a print timing flag.

The following is a list of the example functions in `test_nvector.c`:

- `Test_N_VClone`: Creates clone of vector and checks validity of clone.
- `Test_N_VCloneEmpty`: Creates clone of empty vector and checks validity of clone.
- `Test_N_VCloneVectorArray`: Creates clone of vector array and checks validity of cloned array.
- `Test_N_VCloneVectorArray`: Creates clone of empty vector array and checks validity of cloned array.
- `Test_N_VGetArrayPointer`: Get array pointer.
- `Test_N_VSetArrayPointer`: Allocate new vector, set pointer to new vector array, and check values.
- `Test_N_VGetLength`: Compares self-reported length to calculated length.
- `Test_N_VGetCommunicator`: Compares self-reported communicator to the one used in constructor; or for MPI-unaware vectors it ensures that NULL is reported.
- `Test_N_VLinearSum` Case 1a: Test $y = x + y$

- Test_N_VLinearSum Case 1b: Test $y = -x + y$
 - Test_N_VLinearSum Case 1c: Test $y = ax + y$
 - Test_N_VLinearSum Case 2a: Test $x = x + y$
 - Test_N_VLinearSum Case 2b: Test $x = x - y$
 - Test_N_VLinearSum Case 2c: Test $x = x + by$
 - Test_N_VLinearSum Case 3: Test $z = x + y$
 - Test_N_VLinearSum Case 4a: Test $z = x - y$
 - Test_N_VLinearSum Case 4b: Test $z = -x + y$
 - Test_N_VLinearSum Case 5a: Test $z = x + by$
 - Test_N_VLinearSum Case 5b: Test $z = ax + y$
 - Test_N_VLinearSum Case 6a: Test $z = -x + by$
 - Test_N_VLinearSum Case 6b: Test $z = ax - y$
 - Test_N_VLinearSum Case 7: Test $z = a(x + y)$
 - Test_N_VLinearSum Case 8: Test $z = a(x - y)$
 - Test_N_VLinearSum Case 9: Test $z = ax + by$
 - Test_N_VConst: Fill vector with constant and check result.
 - Test_N_VProd: Test vector multiply: $z = x * y$
 - Test_N_VDiv: Test vector division: $z = x / y$
 - Test_N_VScale: Case 1: scale: $x = cx$
 - Test_N_VScale: Case 2: copy: $z = x$
 - Test_N_VScale: Case 3: negate: $z = -x$
 - Test_N_VScale: Case 4: combination: $z = cx$
 - Test_N_VAbs: Create absolute value of vector.
 - Test_N_VInv: Compute $z[i] = 1 / x[i]$
- ** Test_N_VAddConst: add constant vector: $z = c + x$
- Test_N_VDotProd: Calculate dot product of two vectors.
 - Test_N_VMaxNorm: Create vector with known values, find and validate the max norm.
 - Test_N_VWrmsNorm: Create vector of known values, find and validate the weighted root mean square.
 - Test_N_VWrmsNormMask: Create vector of known values, find and validate the weighted root mean square using all elements except one.
 - Test_N_VMin: Create vector, find and validate the min.
 - Test_N_VWL2Norm: Create vector, find and validate the weighted Euclidean L2 norm.
 - Test_N_VL1Norm: Create vector, find and validate the L1 norm.
 - Test_N_VCompare: Compare vector with constant returning and validating comparison vector.
 - Test_N_VInvTest: Test $z[i] = 1 / x[i]$
 - Test_N_VConstrMask: Test mask of vector x with vector c .

- Test_N_VMinQuotient: Fill two vectors with known values. Calculate and validate minimum quotient.
- Test_N_VLinearCombination: Case 1a: Test $x = a x$
- Test_N_VLinearCombination: Case 1b: Test $z = a x$
- Test_N_VLinearCombination: Case 2a: Test $x = a x + b y$
- Test_N_VLinearCombination: Case 2b: Test $z = a x + b y$
- Test_N_VLinearCombination: Case 3a: Test $x = x + a y + b z$
- Test_N_VLinearCombination: Case 3b: Test $x = a x + b y + c z$
- Test_N_VLinearCombination: Case 3c: Test $w = a x + b y + c z$
- Test_N_VScaleAddMulti: Case 1a: $y = a x + y$
- Test_N_VScaleAddMulti: Case 1b: $z = a x + y$
- Test_N_VScaleAddMulti: Case 2a: $Y[i] = c[i] x + Y[i]$, $i = 1, 2, 3$
- Test_N_VScaleAddMulti: Case 2b: $Z[i] = c[i] x + Y[i]$, $i = 1, 2, 3$
- Test_N_VDotProdMulti: Case 1: Calculate the dot product of two vectors
- Test_N_VDotProdMulti: Case 2: Calculate the dot product of one vector with three other vectors in a vector array.
- Test_N_VLinearSumVectorArray: Case 1: $z = a x + b y$
- Test_N_VLinearSumVectorArray: Case 2a: $Z[i] = a X[i] + b Y[i]$
- Test_N_VLinearSumVectorArray: Case 2b: $X[i] = a X[i] + b Y[i]$
- Test_N_VLinearSumVectorArray: Case 2c: $Y[i] = a X[i] + b Y[i]$
- Test_N_VScaleVectorArray: Case 1a: $y = c y$
- Test_N_VScaleVectorArray: Case 1b: $z = c y$
- Test_N_VScaleVectorArray: Case 2a: $Y[i] = c[i] Y[i]$
- Test_N_VScaleVectorArray: Case 2b: $Z[i] = c[i] Y[i]$
- Test_N_VConstVectorArray: Case 1a: $z = c$
- Test_N_VConstVectorArray: Case 1b: $Z[i] = c$
- Test_N_VWrmsNormVectorArray: Case 1a: Create a vector of know values, find and validate the weighted root mean square norm.
- Test_N_VWrmsNormVectorArray: Case 1b: Create a vector array of three vectors of know values, find and validate the weighted root mean square norm of each.
- Test_N_VWrmsNormMaskVectorArray: Case 1a: Create a vector of know values, find and validate the weighted root mean square norm using all elements except one.
- Test_N_VWrmsNormMaskVectorArray: Case 1b: Create a vector array of three vectors of know values, find and validate the weighted root mean square norm of each using all elements except one.
- Test_N_VScaleAddMultiVectorArray: Case 1a: $y = a x + y$
- Test_N_VScaleAddMultiVectorArray: Case 1b: $z = a x + y$
- Test_N_VScaleAddMultiVectorArray: Case 2a: $Y[j][0] = a[j] X[0] + Y[j][0]$
- Test_N_VScaleAddMultiVectorArray: Case 2b: $Z[j][0] = a[j] X[0] + Y[j][0]$
- Test_N_VScaleAddMultiVectorArray: Case 3a: $Y[0][i] = a[0] X[i] + Y[0][i]$

- Test_N_VScaleAddMultiVectorArray: Case 3b: $Z[0][i] = a[0] X[i] + Y[0][i]$
- Test_N_VScaleAddMultiVectorArray: Case 4a: $Y[j][i] = a[j] X[i] + Y[j][i]$
- Test_N_VScaleAddMultiVectorArray: Case 4b: $Z[j][i] = a[j] X[i] + Y[j][i]$
- Test_N_VLinearCombinationVectorArray: Case 1a: $x = a x$
- Test_N_VLinearCombinationVectorArray: Case 1b: $z = a x$
- Test_N_VLinearCombinationVectorArray: Case 2a: $x = a x + b y$
- Test_N_VLinearCombinationVectorArray: Case 2b: $z = a x + b y$
- Test_N_VLinearCombinationVectorArray: Case 3a: $x = a x + b y + c z$
- Test_N_VLinearCombinationVectorArray: Case 3b: $w = a x + b y + c z$
- Test_N_VLinearCombinationVectorArray: Case 4a: $X[0][i] = c[0] X[0][i]$
- Test_N_VLinearCombinationVectorArray: Case 4b: $Z[i] = c[0] X[0][i]$
- Test_N_VLinearCombinationVectorArray: Case 5a: $X[0][i] = c[0] X[0][i] + c[1] X[1][i]$
- Test_N_VLinearCombinationVectorArray: Case 5b: $Z[i] = c[0] X[0][i] + c[1] X[1][i]$
- Test_N_VLinearCombinationVectorArray: Case 6a: $X[0][i] = X[0][i] + c[1] X[1][i] + c[2] X[2][i]$
- Test_N_VLinearCombinationVectorArray: Case 6b: $X[0][i] = c[0] X[0][i] + c[1] X[1][i] + c[2] X[2][i]$
- Test_N_VLinearCombinationVectorArray: Case 6c: $Z[i] = c[0] X[0][i] + c[1] X[1][i] + c[2] X[2][i]$
- Test_N_VDotProdLocal: Calculate MPI task-local portion of the dot product of two vectors.
- Test_N_VMaxNormLocal: Create vector with known values, find and validate the MPI task-local portion of the max norm.
- Test_N_VMinLocal: Create vector, find and validate the MPI task-local min.
- Test_N_VL1NormLocal: Create vector, find and validate the MPI task-local portion of the L1 norm.
- Test_N_VWSqrSumLocal: Create vector of known values, find and validate the MPI task-local portion of the weighted squared sum of two vectors.
- Test_N_VWSqrSumMaskLocal: Create vector of known values, find and validate the MPI task-local portion of the weighted squared sum of two vectors, using all elements except one.
- Test_N_VInvTestLocal: Test the MPI task-local portion of $z[i] = 1 / x[i]$
- Test_N_VConstrMaskLocal: Test the MPI task-local portion of the mask of vector x with vector c.
- Test_N_VMinQuotientLocal: Fill two vectors with known values. Calculate and validate the MPI task-local minimum quotient.
- Test_N_VBufSize: Tests for accuracy in the reported buffer size.
- Test_N_VBufPack: Tests for accuracy in the buffer packing routine.
- Test_N_VBufUnpack: Tests for accuracy in the buffer unpacking routine.

Chapter 7

Matrix Data Structures

The SUNDIALS library comes packaged with a variety of *SUNMatrix* implementations, designed for simulations requiring direct linear solvers for problems in serial or shared-memory parallel environments. SUNDIALS additionally provides a simple interface for generic matrices (akin to a C++ *abstract base class*). All of the major SUNDIALS packages (CVODE(s), IDA(s), KINSOL, ARKODE), are constructed to only depend on these generic matrix operations, making them immediately extensible to new user-defined matrix objects. For each of the SUNDIALS-provided matrix types, SUNDIALS also provides *SUNLinearSolver* implementations that factor these matrix objects and use them in the solution of linear systems.

7.1 Description of the SUNMATRIX Modules

For problems that involve direct methods for solving linear systems, the SUNDIALS packages not only operate on generic vectors, but also on generic matrices (of type *SUNMatrix*), through a set of operations defined by the particular SUNMATRIX implementation. Users can provide their own specific implementation of the SUNMATRIX module, particularly in cases where they provide their own *N_Vector* and/or linear solver modules, and require matrices that are compatible with those implementations. The generic *SUNMatrix* operations are described below, and descriptions of the SUNMATRIX implementations provided with SUNDIALS follow.

The generic *SUNMatrix* type has been modeled after the object-oriented style of the generic *N_Vector* type. Specifically, a generic *SUNMatrix* is a pointer to a structure that has an implementation-dependent *content* field containing the description and actual data of the matrix, and an *ops* field pointing to a structure with generic matrix operations.

A *SUNMatrix* is a pointer to the *_generic_SUNMatrix* structure:

```
typedef struct _generic_SUNMatrix *SUNMatrix
```

```
struct _generic_SUNMatrix
```

The structure defining the SUNDIALS matrix class.

```
void *content
```

Pointer to matrix-specific member data

```
struct _generic_SUNMatrix_Ops *ops
```

A virtual table of matrix operations provided by a specific implementation

```
SUNContext sunctx
```

The SUNDIALS simulation context

The virtual table structure is defined as

struct **_generic_SUNMatrix_Ops**

The structure defining *SUNMatrix* operations.

SUNMatrix_ID (***getid**)(*SUNMatrix*)

The function implementing *SUNMatGetID()*

SUNMatrix (***clone**)(*SUNMatrix*)

The function implementing *SUNMatClone()*

void (***destroy**)(*SUNMatrix*)

The function implementing *SUNMatDestroy()*

SUNErrCode (***zero**)(*SUNMatrix*)

The function implementing *SUNMatZero()*

SUNErrCode (***copy**)(*SUNMatrix*, *SUNMatrix*)

The function implementing *SUNMatCopy()*

SUNErrCode (***scaleadd**)(*sunrealtype*, *SUNMatrix*, *SUNMatrix*)

The function implementing *SUNMatScaleAdd()*

SUNErrCode (***scaleaddi**)(*sunrealtype*, *SUNMatrix*)

The function implementing *SUNMatScaleAddI()*

SUNErrCode (***matvecsetup**)(*SUNMatrix*)

The function implementing *SUNMatMatvecSetup()*

SUNErrCode (***matvec**)(*SUNMatrix*, *N_Vector*, *N_Vector*)

The function implementing *SUNMatMatvec()*

SUNErrCode (***mathhermitiantransposevec**)(*SUNMatrix*, *N_Vector*, *N_Vector*)

The function implementing *SUNMatHermitianTransposeVec()*

Added in version 7.3.0.

SUNErrCode (***space**)(*SUNMatrix*, long int*, long int*)

The function implementing *SUNMatSpace()*

The generic SUNMATRIX module defines and implements the matrix operations acting on a *SUNMatrix*. These routines are nothing but wrappers for the matrix operations defined by a particular SUNMATRIX implementation, which are accessed through the *ops* field of the *SUNMatrix* structure. To illustrate this point we show below the implementation of a typical matrix operation from the generic SUNMATRIX module, namely *SUNMatZero*, which sets all values of a matrix *A* to zero, returning a flag denoting a successful/failed operation:

```
SUNErrCode SUNMatZero(SUNMatrix A)
{
    return(A->ops->zero(A));
}
```

§7.2 contains a complete list of all matrix operations defined by the generic SUNMATRIX module. A particular implementation of the SUNMATRIX module must:

- Specify the *content* field of the *SUNMatrix* object.
- Define and implement a minimal subset of the matrix operations. See the documentation for each SUNDIALS package and/or linear solver to determine which SUNMATRIX operations they require.

Note that the names of these routines should be unique to that implementation in order to permit using more than one SUNMATRIX module (each with different *SUNMatrix* internal data representations) in the same code.

- Define and implement user-callable constructor and destructor routines to create and free a `SUNMatrix` with the new *content* field and with *ops* pointing to the new matrix operations.
- Optionally, define and implement additional user-callable routines acting on the newly defined `SUNMatrix` (e.g., a routine to print the *content* for debugging purposes).
- Optionally, provide accessor macros as needed for that particular implementation to be used to access different parts in the content field of the newly defined `SUNMatrix`.

To aid in the creation of custom `SUNMATRIX` modules the generic `SUNMATRIX` module provides three utility functions `SUNMatNewEmpty()`, `SUNMatCopyOps()`, and `SUNMatFreeEmpty()`. When used in custom `SUNMATRIX` constructors and clone routines these functions will ease the introduction of any new optional matrix operations to the `SUNMATRIX` API by ensuring only required operations need to be set and all operations are copied when cloning a matrix.

SUNMatrix **SUNMatNewEmpty**(*SUNContext* suncctx)

This function allocates a new generic `SUNMatrix` object and initializes its content pointer and the function pointers in the operations structure to NULL.

Return value:

If successful, this function returns a `SUNMatrix` object. If an error occurs when allocating the object, then this routine will return NULL.

SUNErrCode **SUNMatCopyOps**(*SUNMatrix* A, *SUNMatrix* B)

This function copies the function pointers in the *ops* structure of A into the *ops* structure of B.

Arguments:

- A – the matrix to copy operations from.
- B – the matrix to copy operations to.

Return value:

- A *SUNErrCode*

void **SUNMatFreeEmpty**(*SUNMatrix* A)

This routine frees the generic `SUNMatrix` object, under the assumption that any implementation-specific data that was allocated within the underlying content structure has already been freed. It will additionally test whether the *ops* pointer is NULL, and, if it is not, it will free it as well.

Arguments:

- A – the `SUNMatrix` object to free

type **SUNMatrix_ID**

Each `SUNMATRIX` implementation included in SUNDIALS has a unique identifier specified in enumeration and shown in Table 7.1. It is recommended that a user-supplied `SUNMATRIX` implementation use the `SUNMATRIX_CUSTOM` identifier.

Table 7.1: Identifiers associated with matrix kernels supplied with SUN-DIALS

Matrix ID	Matrix type
SUNMATRIX_BAND	Band $M \times M$ matrix
SUNMATRIX_CUSPARSE	CUDA sparse CSR matrix
SUNMATRIX_CUSTOM	User-provided custom matrix
SUNMATRIX_DENSE	Dense $M \times N$ matrix
SUNMATRIX_GINKGO	SUNMatrix wrapper for Ginkgo matrices
SUNMATRIX_MAGMADENSE	Dense $M \times N$ matrix
SUNMATRIX_ONEMKLDENSE	oneMKL dense $M \times N$ matrix
SUNMATRIX_SLUNRLOC	SUNMatrix wrapper for SuperLU_DIST SuperMatrix
SUNMATRIX_SPARSE	Sparse (CSR or CSC) $M \times N$ matrix

7.2 Description of the SUNMATRIX operations

For each of the SUNMatrix operations, we give the name, usage of the function, and a description of its mathematical operations below.

SUNMatrix **SUNMatGetID**(*SUNMatrix* A)

Returns the type identifier for the matrix *A*. It is used to determine the matrix implementation type (e.g. dense, banded, sparse,...) from the abstract SUNMatrix interface. This is used to assess compatibility with SUNDIALS-provided linear solver implementations. Returned values are given in [Table 7.1](#)

Usage:

```
id = SUNMatGetID(A);
```

SUNMatrix **SUNMatClone**(*SUNMatrix* A)

Creates a new SUNMatrix of the same type as an existing matrix *A* and sets the *ops* field. It does not copy the matrix values, but rather allocates storage for the new matrix.

Usage:

```
B = SUNMatClone(A);
```

void **SUNMatDestroy**(*SUNMatrix* A)

Destroys the SUNMatrix *A* and frees memory allocated for its internal data.

Usage:

```
SUNMatDestroy(A);
```

SUNErrCode **SUNMatSpace**(*SUNMatrix* A, long int *lrw, long int *liw)

Returns the storage requirements for the matrix *A*. *lrw* contains the number of sunrealtype words and *liw* contains the number of integer words. The return value denotes success/failure of the operation.

This function is advisory only, for use in determining a user's total space requirements; it could be a dummy function in a user-supplied SUNMatrix module if that information is not of interest.

Usage:

```
retval = SUNMatSpace(A, &lrw, &liw);
```

Deprecated since version 7.3.0: Work space functions will be removed in version 8.0.0.

SUNErrCode SUNMatZero(SUNMatrix A)

Zeros all entries of the SUNMatrix *A*. The return value denotes the success/failure of the operation:

$$A_{i,j} = 0, \quad i = 1, \dots, m, \quad j = 1, \dots, n.$$

Usage:

```
retval = SUNMatZero(A);
```

SUNErrCode SUNMatCopy(SUNMatrix A, SUNMatrix B)

Performs the operation *B gets A* for all entries of the matrices *A* and *B*. The return value denotes the success/failure of the operation:

$$B_{i,j} = A_{i,j}, \quad i = 1, \dots, m, \quad j = 1, \dots, n.$$

Usage:

```
retval = SUNMatCopy(A,B);
```

SUNErrCode SUNMatScaleAdd(sunrealtype c, SUNMatrix A, SUNMatrix B)

Performs the operation *A gets cA + B*. The return value denotes the success/failure of the operation:

$$A_{i,j} = cA_{i,j} + B_{i,j}, \quad i = 1, \dots, m, \quad j = 1, \dots, n.$$

Usage:

```
retval = SUNMatScaleAdd(c, A, B);
```

SUNErrCode SUNMatScaleAddI(sunrealtype c, SUNMatrix A)

Performs the operation *A gets cA + I*. The return value denotes the success/failure of the operation:

$$A_{i,j} = cA_{i,j} + \delta_{i,j}, \quad i, j = 1, \dots, n.$$

Usage:

```
retval = SUNMatScaleAddI(c, A);
```

SUNErrCode SUNMatMatvecSetup(SUNMatrix A)

Performs any setup necessary to perform a matrix-vector product. The return value denotes the success/failure of the operation. It is useful for SUNMatrix implementations which need to prepare the matrix itself, or communication structures before performing the matrix-vector product.

Usage:

```
retval = SUNMatMatvecSetup(A);
```

SUNErrCode SUNMatMatvec(SUNMatrix A, N_Vector x, N_Vector y)

Performs the matrix-vector product $y \leftarrow Ax$. It should only be called with vectors *x* and *y* that are compatible with the matrix *A* – both in storage type and dimensions. The return value denotes the success/failure of the operation:

$$y_i = \sum_{j=1}^n A_{i,j} x_j, \quad i = 1, \dots, m.$$

Usage:

```
retval = SUNMatMatvec(A, x, y);
```

SUNErrCode SUNMatHermitianTransposeVec(*SUNMatrix* A, *N_Vector* x, *N_Vector* y)

Performs the matrix-vector product $y \leftarrow A^*x$ where $*$ is the Hermitian (conjugate) transpose. It should only be called with vectors x and y that are compatible with the matrix A^* – both in storage type and dimensions. The return value denotes the success/failure of the operation:

$$y_i = \sum_{j=1}^n \bar{A}_{j,i} x_j, \quad i = 1, \dots, m.$$

where \bar{c} denotes the complex conjugate of c .

Usage:

```
retval = SUNMatHermitianTransposeVec(A, x, y);
```

7.3 The SUNMATRIX_DENSE Module

The dense implementation of the *SUNMatrix* module, *SUNMATRIX_DENSE*, defines the *content* field of *SUNMatrix* to be the following structure:

```
struct _SUNMatrixContent_Dense {
    sunindextype M;
    sunindextype N;
    sunrealtype *data;
    sunindextype ldata;
    sunrealtype **cols;
};
```

These entries of the *content* field contain the following information:

- **M** - number of rows
- **N** - number of columns
- **data** - pointer to a contiguous block of *sunrealtype* variables. The elements of the dense matrix are stored columnwise, i.e. the (i, j) element of a dense *SUNMatrix* object (with $0 \leq i < M$ and $0 \leq j < N$) may be accessed via `data[j*M+i]`.
- **ldata** - length of the data array ($= M N$).
- **cols** - array of pointers. `cols[j]` points to the first element of the j -th column of the matrix in the array `data`. The (i, j) element of a dense *SUNMatrix* (with $0 \leq i < M$ and $0 \leq j < N$) may be accessed via `cols[j][i]`.

The header file to be included when using this module is `sunmatrix/sunmatrix_dense.h`.

The following macros are provided to access the content of a *SUNMATRIX_DENSE* matrix. The prefix **SM_** in the names denotes that these macros are for *SUNMatrix* implementations, and the suffix **_D** denotes that these are specific to the *dense* version.

SM_CONTENT_D(A)

This macro gives access to the contents of the dense *SUNMatrix* *A*.

The assignment `A_cont = SM_CONTENT_D(A)` sets `A_cont` to be a pointer to the dense *SUNMatrix* content structure.

Implementation:

```
#define SM_CONTENT_D(A)    ( (SUNMatrixContent_Dense)(A->content) )
```

SM_ROWS_D(A)

Access the number of rows in the dense SUNMatrix A.

This may be used either to retrieve or to set the value. For example, the assignment `A_rows = SM_ROWS_D(A)` sets `A_rows` to be the number of rows in the matrix A. Similarly, the assignment `SM_ROWS_D(A) = A_rows` sets the number of columns in A to equal `A_rows`.

Implementation:

```
#define SM_ROWS_D(A)      ( SM_CONTENT_D(A)->M )
```

SM_COLUMNS_D(A)

Access the number of columns in the dense SUNMatrix A.

This may be used either to retrieve or to set the value. For example, the assignment `A_columns = SM_COLUMNS_D(A)` sets `A_columns` to be the number of columns in the matrix A. Similarly, the assignment `SM_COLUMNS_D(A) = A_columns` sets the number of columns in A to equal `A_columns`.

Implementation:

```
#define SM_COLUMNS_D(A)   ( SM_CONTENT_D(A)->N )
```

SM_LDATA_D(A)

Access the total data length in the dense SUNMatrix A.

This may be used either to retrieve or to set the value. For example, the assignment `A_ldata = SM_LDATA_D(A)` sets `A_ldata` to be the length of the data array in the matrix A. Similarly, the assignment `SM_LDATA_D(A) = A_ldata` sets the parameter for the length of the data array in A to equal `A_ldata`.

Implementation:

```
#define SM_LDATA_D(A)     ( SM_CONTENT_D(A)->ldata )
```

SM_DATA_D(A)

This macro gives access to the data pointer for the matrix entries.

The assignment `A_data = SM_DATA_D(A)` sets `A_data` to be a pointer to the first component of the data array for the dense SUNMatrix A. The assignment `SM_DATA_D(A) = A_data` sets the data array of A to be `A_data` by storing the pointer `A_data`.

Implementation:

```
#define SM_DATA_D(A)      ( SM_CONTENT_D(A)->data )
```

SM_COLS_D(A)

This macro gives access to the cols pointer for the matrix entries.

The assignment `A_cols = SM_COLS_D(A)` sets `A_cols` to be a pointer to the array of column pointers for the dense SUNMatrix A. The assignment `SM_COLS_D(A) = A_cols` sets the column pointer array of A to be `A_cols` by storing the pointer `A_cols`.

Implementation:

```
#define SM_COLS_D(A)      ( SM_CONTENT_D(A)->cols )
```

SM_COLUMN_D(A)

This macros gives access to the individual columns of the data array of a dense SUNMatrix.

The assignment `col_j = SM_COLUMN_D(A, j)` sets `col_j` to be a pointer to the first entry of the j -th column of the $M \times N$ dense matrix **A** (with $0 \leq j < N$). The type of the expression `SM_COLUMN_D(A, j)` is `sunrealtype *`. The pointer returned by the call `SM_COLUMN_D(A, j)` can be treated as an array which is indexed from 0 to $M-1$.

Implementation:

```
#define SM_COLUMN_D(A,j)    ( (SM_CONTENT_D(A)->cols)[j] )
```

SM_ELEMENT_D(A)

This macro gives access to the individual entries of the data array of a dense SUNMatrix.

The assignments `SM_ELEMENT_D(A, i, j) = a_ij` and `a_ij = SM_ELEMENT_D(A, i, j)` reference the $A_{i,j}$ element of the $M \times N$ dense matrix **A** (with $0 \leq i < M$ and $0 \leq j < N$).

Implementation:

```
#define SM_ELEMENT_D(A,i,j) ( (SM_CONTENT_D(A)->cols)[j][i] )
```

The `SUNMATRIX_DENSE` module defines dense implementations of all matrix operations listed in §7.2. Their names are obtained from those in that section by appending the suffix `_Dense` (e.g. `SUNMatCopy_Dense`). The module `SUNMATRIX_DENSE` provides the following additional user-callable routines:

SUNMatrix **SUNDenseMatrix**(*sunindextype* M, *sunindextype* N, *SUNContext* sunctx)

This constructor function creates and allocates memory for a dense SUNMatrix. Its arguments are the number of rows, **M**, and columns, **N**, for the dense matrix.

void **SUNDenseMatrix_Print**(*SUNMatrix* A, FILE *outfile)

This function prints the content of a dense SUNMatrix to the output stream specified by `outfile`. Note: `stdout` or `stderr` may be used as arguments for `outfile` to print directly to standard output or standard error, respectively.

sunindextype **SUNDenseMatrix_Rows**(*SUNMatrix* A)

This function returns the number of rows in the dense SUNMatrix.

sunindextype **SUNDenseMatrix_Columns**(*SUNMatrix* A)

This function returns the number of columns in the dense SUNMatrix.

sunindextype **SUNDenseMatrix_LData**(*SUNMatrix* A)

This function returns the length of the data array for the dense SUNMatrix.

sunrealtype ***SUNDenseMatrix_Data**(*SUNMatrix* A)

This function returns a pointer to the data array for the dense SUNMatrix.

sunrealtype ****SUNDenseMatrix_Cols**(*SUNMatrix* A)

This function returns a pointer to the cols array for the dense SUNMatrix.

sunrealtype ***SUNDenseMatrix_Column**(*SUNMatrix* A, *sunindextype* j)

This function returns a pointer to the first entry of the j th column of the dense SUNMatrix. The resulting pointer should be indexed over the range 0 to $M-1$.

Notes

- When looping over the components of a dense SUNMatrix **A**, the most efficient approaches are to:
 - First obtain the component array via `A_data = SUNDenseMatrix_Data(A)`, or equivalently `A_data = SM_DATA_D(A)`, and then access `A_data[i]` within the loop.

- First obtain the array of column pointers via `A_cols = SUNDenseMatrix_Cols(A)`, or equivalently `A_cols = SM_COLS_D(A)`, and then access `A_cols[j][i]` within the loop.
- Within a loop over the columns, access the column pointer via `A_colj = SUNDenseMatrix_Column(A, j)` and then to access the entries within that column using `A_colj[i]` within the loop.

All three of these are more efficient than using `SM_ELEMENT_D(A, i, j)` within a double loop.

- Within the `SUNMatMatvec_Dense` routine, internal consistency checks are performed to ensure that the matrix is called with consistent `N_Vector` implementations. These are currently limited to: `NVECTOR_SERIAL`, `NVECTOR_OPENMP`, and `NVECTOR_PTHREADS`. As additional compatible vector implementations are added to SUNDIALS, these will be included within this compatibility check.

7.4 The SUNMATRIX_MAGMADENSE Module

The `SUNMATRIX_MAGMADENSE` module interfaces to the [MAGMA](#) linear algebra library and can target NVIDIA's CUDA programming model or AMD's HIP programming model [64]. All data stored by this matrix implementation resides on the GPU at all times. The implementation currently supports a standard LAPACK column-major storage format as well as a low-storage format for block-diagonal matrices

$$\mathbf{A} = \begin{bmatrix} \mathbf{A}_0 & 0 & \cdots & 0 \\ 0 & \mathbf{A}_2 & \cdots & 0 \\ \vdots & \vdots & \ddots & \vdots \\ 0 & 0 & \cdots & \mathbf{A}_{n-1} \end{bmatrix}$$

This matrix implementation is best paired with the *SUNLinearSolver_MagmaDense* `SUNLinearSolver`.

The header file to include when using this module is `sunmatrix/sunmatrix_magmadense.h`. The installed library to link to is `libsundials_sunmatrixmagmadense.lib` where `lib` is typically `.so` for shared libraries and `.a` for static libraries.

Warning

The `SUNMATRIX_MAGMADENSE` module is experimental and subject to change.

7.4.1 SUNMATRIX_MAGMADENSE Functions

The `SUNMATRIX_MAGMADENSE` module defines GPU-enabled implementations of all matrix operations listed in §7.2.

- `SUNMatGetID_MagmaDense` – returns `SUNMATRIX_MAGMADENSE`
- `SUNMatClone_MagmaDense`
- `SUNMatDestroy_MagmaDense`
- `SUNMatZero_MagmaDense`
- `SUNMatCopy_MagmaDense`
- `SUNMatScaleAdd_MagmaDense`
- `SUNMatScaleAddI_MagmaDense`
- `SUNMatMatvecSetup_MagmaDense`
- `SUNMatMatvec_MagmaDense`

- `SUNMatSpace_MagmaDense`

In addition, the `SUNMATRIX_MAGMADENSE` module defines the following implementation specific functions:

SUNMatrix **`SUNMatrix_MagmaDense`**(*sunindextype* M, *sunindextype* N, *SUNMemoryType* memtype, *SUNMemoryHelper* memhelper, void *queue, *SUNContext* suctx)

This constructor function creates and allocates memory for an $M \times N$ `SUNMATRIX_MAGMADENSE` `SUNMatrix`.

Arguments:

- M – the number of matrix rows.
- N – the number of matrix columns.
- *memtype* – the type of memory to use for the matrix data; can be `SUNMEMTYPE_UVM` or `SUNMEMTYPE_DEVICE`.
- *memhelper* – the memory helper used for allocating data.
- *queue* – a `cudaStream_t` when using CUDA or a `hipStream_t` when using HIP.
- *suctx* – the *SUNContext* object (see §4.2)

Return value:

If successful, a `SUNMatrix` object otherwise `NULL`.

SUNMatrix **`SUNMatrix_MagmaDenseBlock`**(*sunindextype* nblocks, *sunindextype* M_block, *sunindextype* N_block, *SUNMemoryType* memtype, *SUNMemoryHelper* memhelper, void *queue, *SUNContext* suctx)

This constructor function creates and allocates memory for a block diagonal `SUNMATRIX_MAGMADENSE` `SUNMatrix` with *nblocks* of size $M \times N$.

Arguments:

- *nblocks* – the number of matrix rows.
- *M_block* – the number of matrix rows in each block.
- *N_block* – the number of matrix columns in each block.
- *memtype* – the type of memory to use for the matrix data; can be `SUNMEMTYPE_UVM` or `SUNMEMTYPE_DEVICE`.
- *memhelper* – the memory helper used for allocating data.
- *queue* – a `cudaStream_t` when using CUDA or a `hipStream_t` when using HIP.
- *suctx* – the *SUNContext* object (see §4.2)

Return value:

If successful, a `SUNMatrix` object otherwise `NULL`.

sunindextype **`SUNMatrix_MagmaDense_Rows`**(*SUNMatrix* A)

This function returns the number of rows in the `SUNMatrix` object. For block diagonal matrices, the number of rows is computed as $M_{\text{block}} \times \text{nblocks}$.

Arguments:

- *A* – a `SUNMatrix` object.

Return value:

If successful, the number of rows in the `SUNMatrix` object otherwise `SUNMATRIX_ILL_INPUT`.

*sunindex*type **SUNMatrix_MagmaDense_Columns**(*SUNMatrix* A)

This function returns the number of columns in the SUNMatrix object. For block diagonal matrices, the number of columns is computed as $N_{\text{block}} \times \text{nblocks}$.

Arguments:

- A – a SUNMatrix object.

Return value:

If successful, the number of columns in the SUNMatrix object otherwise SUNMATRIX_ILL_INPUT.

*sunindex*type **SUNMatrix_MagmaDense_BlockRows**(*SUNMatrix* A)

This function returns the number of rows in a block of the SUNMatrix object.

Arguments:

- A – a SUNMatrix object.

Return value:

If successful, the number of rows in a block of the SUNMatrix object otherwise SUNMATRIX_ILL_INPUT.

*sunindex*type **SUNMatrix_MagmaDense_BlockColumns**(*SUNMatrix* A)

This function returns the number of columns in a block of the SUNMatrix object.

Arguments:

- A – a SUNMatrix object.

Return value:

If successful, the number of columns in a block of the SUNMatrix object otherwise SUNMATRIX_ILL_INPUT.

*sunindex*type **SUNMatrix_MagmaDense_LData**(*SUNMatrix* A)

This function returns the length of the SUNMatrix data array.

Arguments:

- A – a SUNMatrix object.

Return value:

If successful, the length of the SUNMatrix data array otherwise SUNMATRIX_ILL_INPUT.

*sunindex*type **SUNMatrix_MagmaDense_NumBlocks**(*SUNMatrix* A)

This function returns the number of blocks in the SUNMatrix object.

Arguments:

- A – a SUNMatrix object.

Return value:

If successful, the number of blocks in the SUNMatrix object otherwise SUNMATRIX_ILL_INPUT.

*sunreal*type ***SUNMatrix_MagmaDense_Data**(*SUNMatrix* A)

This function returns the SUNMatrix data array.

Arguments:

- A – a SUNMatrix object.

Return value:

If successful, the SUNMatrix data array otherwise NULL.

sunrealtype ****SUNMatrix_MagmaDense_BlockData**(*SUNMatrix* A)

This function returns an array of pointers that point to the start of the data array for each block in the *SUNMatrix*.

Arguments:

- *A* – a *SUNMatrix* object.

Return value:

If successful, an array of data pointers to each of the *SUNMatrix* blocks otherwise NULL.

sunrealtype ***SUNMatrix_MagmaDense_Block**(*SUNMatrix* A, *sunindextype* k)

This function returns a pointer to the data array for block *k* in the *SUNMatrix*.

Arguments:

- *A* – a *SUNMatrix* object.
- *k* – the block index.

Return value:

If successful, a pointer to the data array for the *SUNMatrix* block otherwise NULL.

Note

No bounds-checking is performed by this function, *j* should be strictly less than *nblocks*.

sunrealtype ***SUNMatrix_MagmaDense_Column**(*SUNMatrix* A, *sunindextype* j)

This function returns a pointer to the data array for column *j* in the *SUNMatrix*.

Arguments:

- *A* – a *SUNMatrix* object.
- *j* – the column index.

Return value:

If successful, a pointer to the data array for the *SUNMatrix* column otherwise NULL.

Note

No bounds-checking is performed by this function, *j* should be strictly less than *nblocks* * N_{block} .

sunrealtype ***SUNMatrix_MagmaDense_BlockColumn**(*SUNMatrix* A, *sunindextype* k, *sunindextype* j)

This function returns a pointer to the data array for column *j* of block *k* in the *SUNMatrix*.

Arguments:

- *A* – a *SUNMatrix* object.
- *k* – the block index.
- *j* – the column index.

Return value:

If successful, a pointer to the data array for the *SUNMatrix* column otherwise NULL.

Note

No bounds-checking is performed by this function, k should be strictly less than $nblocks$ and j should be strictly less than N_{block} .

SUNErrCode **SUNMatrix_MagmaDense_CopyToDevice**(*SUNMatrix* A, *sunrealtype* *h_data)

This function copies the matrix data to the GPU device from the provided host array.

Arguments:

- A – a *SUNMatrix* object
- h_data – a host array pointer to copy data from.

Return value:

- *SUN_SUCCESS* – if the copy is successful.
- *SUN_ERR_ARG_INCOMPATIBLE* – if the *SUNMatrix* is not a *SUNMATRIX_MAGMADENSE* matrix.
- *SUN_ERR_MEM_FAIL* – if the copy fails.

SUNErrCode **SUNMatrix_MagmaDense_CopyFromDevice**(*SUNMatrix* A, *sunrealtype* *h_data)

This function copies the matrix data from the GPU device to the provided host array.

Arguments:

- A – a *SUNMatrix* object
- h_data – a host array pointer to copy data to.

Return value:

- *SUN_SUCCESS* – if the copy is successful.
- *SUN_ERR_ARG_INCOMPATIBLE* – if the *SUNMatrix* is not a *SUNMATRIX_MAGMADENSE* matrix.
- *SUN_ERR_MEM_FAIL* – if the copy fails.

7.4.2 SUNMATRIX_MAGMADENSE Usage Notes

Warning

When using the *SUNMATRIX_MAGMADENSE* module with a *SUNDIALS* package (e.g. *CVODE*), the stream given to matrix should be the same stream used for the *NVECTOR* object that is provided to the package, and the *NVECTOR* object given to the *SUNMatvec* operation. If different streams are utilized, synchronization issues may occur.

7.5 The SUNMATRIX_ONEMKLDENSE Module

The *SUNMATRIX_ONEMKLDENSE* module is intended for interfacing with direct linear solvers from the [Intel oneAPI Math Kernel Library \(oneMKL\)](#) using the SYCL (DPC++) programming model. The implementation currently

supports a standard LAPACK column-major storage format as well as a low-storage format for block-diagonal matrices,

$$\mathbf{A} = \begin{bmatrix} \mathbf{A}_0 & 0 & \cdots & 0 \\ 0 & \mathbf{A}_2 & \cdots & 0 \\ \vdots & \vdots & \ddots & \vdots \\ 0 & 0 & \cdots & \mathbf{A}_{n-1} \end{bmatrix}$$

This matrix implementation is best paired with the *SUNLinearSolver_OneMklDense* linear solver.

The header file to include when using this class is `sunmatrix/sunmatrix_onemkldense.h`. The installed library to link to is `libsundials_sunmatrixonemkldense.lib` where `lib` is typically `.so` for shared libraries and `.a` for static libraries.

Warning

The `SUNMATRIX_ONEMKLDENSE` class is experimental and subject to change.

7.5.1 SUNMATRIX_ONEMKLDENSE Functions

The `SUNMATRIX_ONEMKLDENSE` class defines implementations of the following matrix operations listed in §7.2.

- `SUNMatGetID_OneMklDense` – returns `SUNMATRIX_ONEMKLDENSE`
- `SUNMatClone_OneMklDense`
- `SUNMatDestroy_OneMklDense`
- `SUNMatZero_OneMklDense`
- `SUNMatCopy_OneMklDense`
- `SUNMatScaleAdd_OneMklDense`
- `SUNMatScaleAddI_OneMklDense`
- `SUNMatMatvec_OneMklDense`
- `SUNMatSpace_OneMklDense`

In addition, the `SUNMATRIX_ONEMKLDENSE` class defines the following implementation specific functions.

7.5.1.1 Constructors

`SUNMatrix` **`SUNMatrix_OneMklDense`**(`sunindextype` `M`, `sunindextype` `N`, `SUNMemoryType` `memtype`, `SUNMemoryHelper` `memhelper`, `sycl::queue` `*queue`, `SUNContext` `sunctx`)

This constructor function creates and allocates memory for an $M \times N$ `SUNMATRIX_ONEMKLDENSE` `SUNMatrix`.

Arguments:

- M – the number of matrix rows.
- N – the number of matrix columns.
- *memtype* – the type of memory to use for the matrix data; can be `SUNMEMTYPE_UVM` or `SUNMEMTYPE_DEVICE`.
- *memhelper* – the memory helper used for allocating data.

- *queue* – the SYCL queue to which operations will be submitted.
- *sunctx* – the [SUNContext](#) object (see §4.2)

Return value:

If successful, a `SUNMatrix` object otherwise `NULL`.

`SUNMatrix` **SUNMatrix_OneMklDenseBlock**(`sunindextype` nblocks, `sunindextype` M_block, `sunindextype` N_block, `SUNMemoryType` memtype, `SUNMemoryHelper` memhelper, `sycl::queue` *queue, `SUNContext` sunctx)

This constructor function creates and allocates memory for a block diagonal `SUNMATRIX_ONEMKLDENSE` `SUNMatrix` with *nblocks* of size $M_{block} \times N_{block}$.

Arguments:

- *nblocks* – the number of matrix rows.
- *M_block* – the number of matrix rows in each block.
- *N_block* – the number of matrix columns in each block.
- *memtype* – the type of memory to use for the matrix data; can be `SUNMEMTYPE_UVM` or `SUNMEMTYPE_DEVICE`.
- *memhelper* – the memory helper used for allocating data.
- *queue* – the SYCL queue to which operations will be submitted.
- *sunctx* – the [SUNContext](#) object (see §4.2)

Return value:

If successful, a `SUNMatrix` object otherwise `NULL`.

7.5.1.2 Access Matrix Dimensions

`sunindextype` **SUNMatrix_OneMklDense_Rows**(`SUNMatrix` A)

This function returns the number of rows in the `SUNMatrix` object. For block diagonal matrices, the number of rows is computed as $M_{block} \times nblocks$.

Arguments:

- *A* – a `SUNMatrix` object.

Return value:

If successful, the number of rows in the `SUNMatrix` object otherwise `SUNMATRIX_ILL_INPUT`.

`sunindextype` **SUNMatrix_OneMklDense_Columns**(`SUNMatrix` A)

This function returns the number of columns in the `SUNMatrix` object. For block diagonal matrices, the number of columns is computed as $N_{block} \times nblocks$.

Arguments:

- *A* – a `SUNMatrix` object.

Return value:

If successful, the number of columns in the `SUNMatrix` object otherwise `SUNMATRIX_ILL_INPUT`.

7.5.1.3 Access Matrix Block Dimensions

sunindextype **SUNMatrix_OneMklDense_NumBlocks**(*SUNMatrix* A)

This function returns the number of blocks in the *SUNMatrix* object.

Arguments:

- A – a *SUNMatrix* object.

Return value:

If successful, the number of blocks in the *SUNMatrix* object otherwise *SUNMATRIX_ILL_INPUT*.

sunindextype **SUNMatrix_OneMklDense_BlockRows**(*SUNMatrix* A)

This function returns the number of rows in a block of the *SUNMatrix* object.

Arguments:

- A – a *SUNMatrix* object.

Return value:

If successful, the number of rows in a block of the *SUNMatrix* object otherwise *SUNMATRIX_ILL_INPUT*.

sunindextype **SUNMatrix_OneMklDense_BlockColumns**(*SUNMatrix* A)

This function returns the number of columns in a block of the *SUNMatrix* object.

Arguments:

- A – a *SUNMatrix* object.

Return value:

If successful, the number of columns in a block of the *SUNMatrix* object otherwise *SUNMATRIX_ILL_INPUT*.

7.5.1.4 Access Matrix Data

sunindextype **SUNMatrix_OneMklDense_LData**(*SUNMatrix* A)

This function returns the length of the *SUNMatrix* data array.

Arguments:

- A – a *SUNMatrix* object.

Return value:

If successful, the length of the *SUNMatrix* data array otherwise *SUNMATRIX_ILL_INPUT*.

sunrealtype ***SUNMatrix_OneMklDense_Data**(*SUNMatrix* A)

This function returns the *SUNMatrix* data array.

Arguments:

- A – a *SUNMatrix* object.

Return value:

If successful, the *SUNMatrix* data array otherwise *NULL*.

sunrealtype ***SUNMatrix_OneMklDense_Column**(*SUNMatrix* A, *sunindextype* j)

This function returns a pointer to the data array for column *j* in the *SUNMatrix*.

Arguments:

- A – a *SUNMatrix* object.
- *j* – the column index.

Return value:

If successful, a pointer to the data array for the `SUNMatrix` column otherwise NULL.

Note

No bounds-checking is performed by this function, j should be strictly less than $nblocks * N_{\text{block}}$.

7.5.1.5 Access Matrix Block Data

sunindextype **SUNMatrix_OneMklDense_BlockLData**(*SUNMatrix* A)

This function returns the length of the `SUNMatrix` data array for each block of the `SUNMatrix` object.

Arguments:

- A – a `SUNMatrix` object.

Return value:

If successful, the length of the `SUNMatrix` data array for each block otherwise `SUNMATRIX_ILL_INPUT`.

sunrealtype ****SUNMatrix_OneMklDense_BlockData**(*SUNMatrix* A)

This function returns an array of pointers that point to the start of the data array for each block in the `SUNMatrix`.

Arguments:

- A – a `SUNMatrix` object.

Return value:

If successful, an array of data pointers to each of the `SUNMatrix` blocks otherwise NULL.

sunrealtype ***SUNMatrix_OneMklDense_Block**(*SUNMatrix* A, *sunindextype* k)

This function returns a pointer to the data array for block k in the `SUNMatrix`.

Arguments:

- A – a `SUNMatrix` object.
- k – the block index.

Return value:

If successful, a pointer to the data array for the `SUNMatrix` block otherwise NULL.

Note

No bounds-checking is performed by this function, j should be strictly less than $nblocks$.

sunrealtype ***SUNMatrix_OneMklDense_BlockColumn**(*SUNMatrix* A, *sunindextype* k, *sunindextype* j)

This function returns a pointer to the data array for column j of block k in the `SUNMatrix`.

Arguments:

- A – a `SUNMatrix` object.
- k – the block index.
- j – the column index.

Return value:

If successful, a pointer to the data array for the `SUNMatrix` column otherwise NULL.

Note

No bounds-checking is performed by this function, k should be strictly less than $nblocks$ and j should be strictly less than N_{block} .

7.5.1.6 Copy Data

SUNErrCode **SUNMatrix_OneMklDense_CopyToDevice**(*SUNMatrix* A, *sunrealtype* *h_data)

This function copies the matrix data to the GPU device from the provided host array.

Arguments:

- A – a *SUNMatrix* object
- h_data – a host array pointer to copy data from.

Return value:

- *SUN_SUCCESS* – if the copy is successful.
- *SUN_ERR_ARG_INCOMPATIBLE* – if the *SUNMatrix* is not a *SUNMATRIX_ONEMKLDENSE* matrix.
- *SUN_ERR_MEM_FAIL* – if the copy fails.

SUNErrCode **SUNMatrix_OneMklDense_CopyFromDevice**(*SUNMatrix* A, *sunrealtype* *h_data)

This function copies the matrix data from the GPU device to the provided host array.

Arguments:

- A – a *SUNMatrix* object
- h_data – a host array pointer to copy data to.

Return value:

- *SUN_SUCCESS* – if the copy is successful.
- *SUN_ERR_ARG_INCOMPATIBLE* – if the *SUNMatrix* is not a *SUNMATRIX_ONEMKLDENSE* matrix.
- *SUN_ERR_MEM_FAIL* – if the copy fails.

7.5.2 SUNMATRIX_ONEMKLDENSE Usage Notes

Warning

The *SUNMATRIX_ONEMKLDENSE* class only supports 64-bit indexing, thus *SUNDIALS* must be built for 64-bit indexing to use this class.

When using the *SUNMATRIX_ONEMKLDENSE* class with a *SUNDIALS* package (e.g. *CVODE*), the queue given to matrix should be the same stream used for the *NVECTOR* object that is provided to the package, and the *NVECTOR* object given to the *SUNMatMatvec()* operation. If different streams are utilized, synchronization issues may occur.

7.6 The SUNMATRIX_BAND Module

The banded implementation of the *SUNMatrix* module, *SUNMATRIX_BAND*, defines the *content* field of *SUNMatrix* to be the following structure:

```

struct _SUNMatrixContent_Band {
    sunindextype M;
    sunindextype N;
    sunindextype mu;
    sunindextype ml;
    sunindextype smu;
    sunindextype ldim;
    sunrealtype *data;
    sunindextype ldata;
    sunrealtype **cols;
};

```

A diagram of the underlying data representation in a banded matrix is shown in Fig. 7.1. A more complete description of the parts of this *content* field is given below:

- *M* - number of rows
- *N* - number of columns ($N = M$)
- *mu* - upper half-bandwidth, $0 \leq \mu < N$
- *ml* - lower half-bandwidth, $0 \leq ml < N$
- *smu* - storage upper bandwidth, $\mu \leq smu < N$. The LU decomposition routines in the associated *SUNLINSOL_BAND* and *SUNLINSOL_LAPACKBAND* modules write the LU factors into the existing storage for the band matrix. The upper triangular factor *U*, however, may have an upper bandwidth as big as $\min(N-1, \mu+ml)$ because of partial pivoting. The *smu* field holds the upper half-bandwidth allocated for the band matrix.
- *ldim* - leading dimension ($ldim \geq smu + ml + 1$)
- *data* - pointer to a contiguous block of *sunrealtype* variables. The elements of the banded matrix are stored columnwise (i.e. columns are stored one on top of the other in memory). Only elements within the specified half-bandwidths are stored. *data* is a pointer to *ldata* contiguous locations which hold the elements within the banded matrix.
- *ldata* - length of the data array ($= ldim \, N$)
- *cols* - array of pointers. *cols*[*j*] is a pointer to the uppermost element within the band in the *j*-th column. This pointer may be treated as an array indexed from *smu*-*mu* (to access the uppermost element within the band in the *j*-th column) to *smu*+*ml* (to access the lowest element within the band in the *j*-th column). Indices from 0 to *smu*-*mu*-1 give access to extra storage elements required by the LU decomposition function. Finally, *cols*[*j*][*i*-*j*+*smu*] is the (*i*, *j*)-th element with $j - \mu \leq i \leq j + ml$.

The header file to be included when using this module is *sunmatrix/sunmatrix_band.h*.

The following macros are provided to access the content of a *SUNMATRIX_BAND* matrix. The prefix *SM_* in the names denotes that these macros are for *SUNMatrix* implementations, and the suffix *_B* denotes that these are specific to the *banded* version.

SM_CONTENT_B(A)

This macro gives access to the contents of the banded *SUNMatrix* *A*.

The assignment *A_cont* = *SM_CONTENT_B(A)* sets *A_cont* to be a pointer to the banded *SUNMatrix* content structure.

Implementation:

```
#define SM_CONTENT_B(A)    ( (SUNMatrixContent_Band)(A->content) )
```

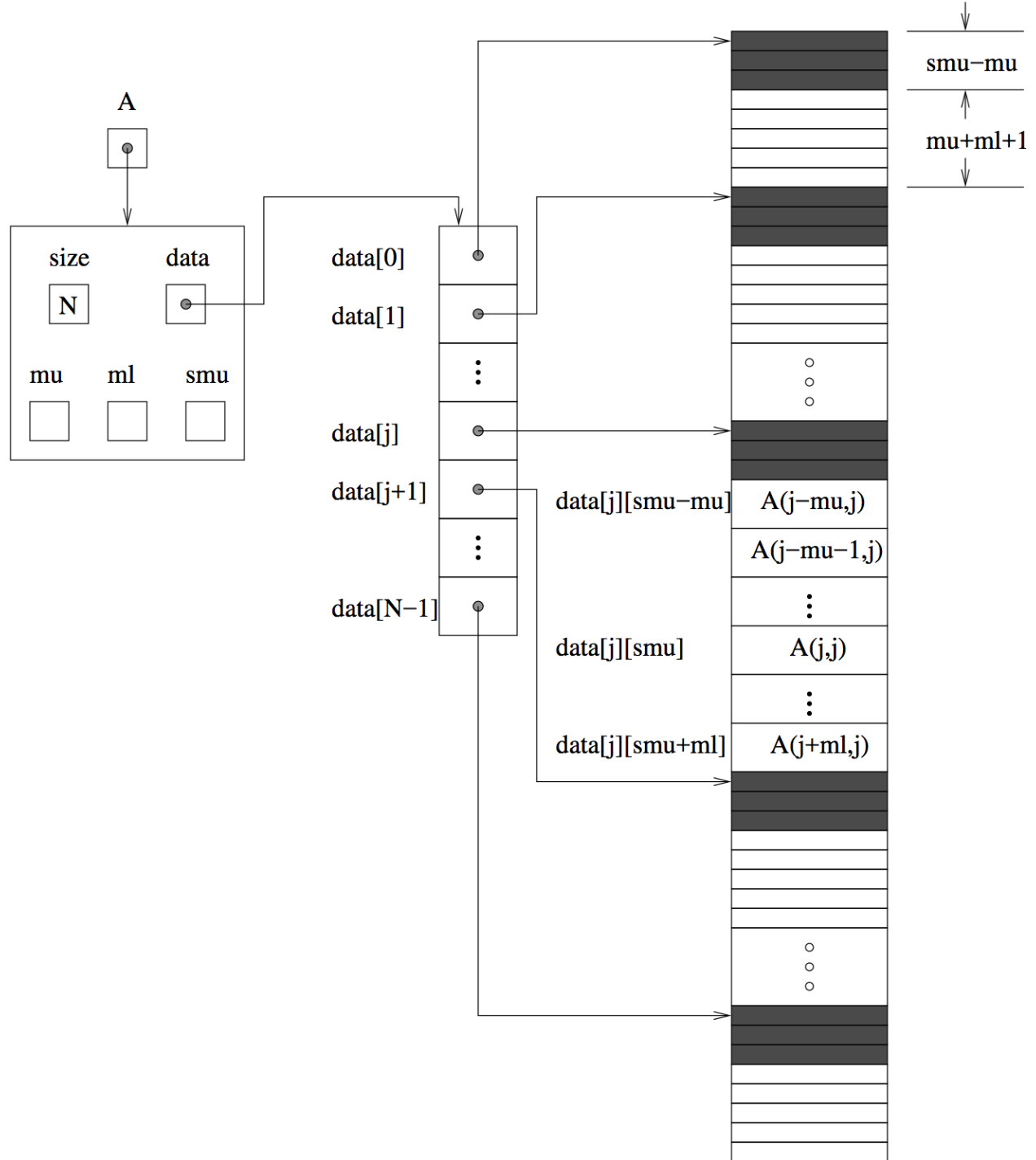


Fig. 7.1: Diagram of the storage for the SUNMATRIX_BAND module. Here A is an $N \times N$ band matrix with upper and lower half-bandwidths μ and m_l , respectively. The rows and columns of A are numbered from 0 to $N-1$ and the (i, j) -th element of A is denoted $A(i, j)$. The greyed out areas of the underlying component storage are used by the associated SUNLINSOL_BAND or SUNLINSOL_LAPACKBAND linear solver.

SM_ROWS_B(A)

Access the number of rows in the banded SUNMatrix A.

This may be used either to retrieve or to set the value. For example, the assignment `A_rows = SM_ROWS_B(A)` sets `A_rows` to be the number of rows in the matrix A. Similarly, the assignment `SM_ROWS_B(A) = A_rows` sets the number of columns in A to equal `A_rows`.

Implementation:

```
#define SM_ROWS_B(A)    ( SM_CONTENT_B(A)->M )
```

SM_COLUMNS_B(A)

Access the number of columns in the banded SUNMatrix A. As with `SM_ROWS_B`, this may be used either to retrieve or to set the value.

Implementation:

```
#define SM_COLUMNS_B(A) ( SM_CONTENT_B(A)->N )
```

SM_UBAND_B(A)

Access the `mu` parameter in the banded SUNMatrix A. As with `SM_ROWS_B`, this may be used either to retrieve or to set the value.

Implementation:

```
#define SM_UBAND_B(A)   ( SM_CONTENT_B(A)->mu )
```

SM_LBAND_B(A)

Access the `ml` parameter in the banded SUNMatrix A. As with `SM_ROWS_B`, this may be used either to retrieve or to set the value.

Implementation:

```
#define SM_LBAND_B(A)   ( SM_CONTENT_B(A)->ml )
```

SM_SUBAND_B(A)

Access the `smu` parameter in the banded SUNMatrix A. As with `SM_ROWS_B`, this may be used either to retrieve or to set the value.

Implementation:

```
#define SM_SUBAND_B(A)  ( SM_CONTENT_B(A)->smu )
```

SM_LDIM_B(A)

Access the `ldim` parameter in the banded SUNMatrix A. As with `SM_ROWS_B`, this may be used either to retrieve or to set the value.

Implementation:

```
#define SM_LDIM_B(A)    ( SM_CONTENT_B(A)->ldim )
```

SM_LDATA_B(A)

Access the `ldata` parameter in the banded SUNMatrix A. As with `SM_ROWS_B`, this may be used either to retrieve or to set the value.

Implementation:

```
#define SM_LDATA_B(A)    ( SM_CONTENT_B(A)->ldata )
```

SM_DATA_B(A)

This macro gives access to the data pointer for the matrix entries.

The assignment `A_data = SM_DATA_B(A)` sets `A_data` to be a pointer to the first component of the data array for the banded SUNMatrix `A`. The assignment `SM_DATA_B(A) = A_data` sets the data array of `A` to be `A_data` by storing the pointer `A_data`.

Implementation:

```
#define SM_DATA_B(A)    ( SM_CONTENT_B(A)->data )
```

SM_COLS_B(A)

This macro gives access to the `cols` pointer for the matrix entries.

The assignment `A_cols = SM_COLS_B(A)` sets `A_cols` to be a pointer to the array of column pointers for the banded SUNMatrix `A`. The assignment `SM_COLS_B(A) = A_cols` sets the column pointer array of `A` to be `A_cols` by storing the pointer `A_cols`.

Implementation:

```
#define SM_COLS_B(A)    ( SM_CONTENT_B(A)->cols )
```

SM_COLUMN_B(A)

This macros gives access to the individual columns of the data array of a banded SUNMatrix.

The assignment `col_j = SM_COLUMN_B(A, j)` sets `col_j` to be a pointer to the diagonal element of the j -th column of the $N \times N$ band matrix `A`, $0 \leq j \leq N - 1$. The type of the expression `SM_COLUMN_B(A, j)` is `sunrealtype *`. The pointer returned by the call `SM_COLUMN_B(A, j)` can be treated as an array which is indexed from `-mu` to `ml`.

Implementation:

```
#define SM_COLUMN_B(A, j)    ( ((SM_CONTENT_B(A)->cols)[j])+SM_SUBAND_B(A) )
```

SM_ELEMENT_B(A)

This macro gives access to the individual entries of the data array of a banded SUNMatrix.

The assignments `SM_ELEMENT_B(A, i, j) = a_ij` and `a_ij = SM_ELEMENT_B(A, i, j)` reference the (i, j) -th element of the $N \times N$ band matrix `A`, where $0 \leq i, j \leq N - 1$. The location (i, j) should further satisfy $j - \text{mu} \leq i \leq j + \text{ml}$.

Implementation:

```
#define SM_ELEMENT_B(A, i, j)    ( (SM_CONTENT_B(A)->cols)[j][(i)-(j)+SM_SUBAND_B(A)] )
```

SM_COLUMN_ELEMENT_B(A)

This macro gives access to the individual entries of the data array of a banded SUNMatrix.

The assignments `SM_COLUMN_ELEMENT_B(col_j, i, j) = a_ij` and `a_ij = SM_COLUMN_ELEMENT_B(col_j, i, j)` reference the (i, j) -th entry of the band matrix `A` when used in conjunction with `SM_COLUMN_B` to reference the j -th column through `col_j`. The index (i, j) should satisfy $j - \text{mu} \leq i \leq j + \text{ml}$.

Implementation:

```
#define SM_COLUMN_ELEMENT_B(col_j, i, j)    (col_j[(i)-(j)])
```

The `SUNMATRIX_BAND` module defines banded implementations of all matrix operations listed in §7.2. Their names are obtained from those in that section by appending the suffix `_Band` (e.g. `SUNMatCopy_Band`). The module `SUNMATRIX_BAND` provides the following additional user-callable routines:

SUNMatrix **SUNBandMatrix**(*sunindextype* N, *sunindextype* mu, *sunindextype* ml, *SUNContext* sunctx)

This constructor function creates and allocates memory for a banded `SUNMatrix`. Its arguments are the matrix size, N, and the upper and lower half-bandwidths of the matrix, mu and ml. The stored upper bandwidth is set to mu+ml to accommodate subsequent factorization in the `SUNLINSOL_BAND` and `SUNLINSOL_LAPACK-BAND` modules.

SUNMatrix **SUNBandMatrixStorage**(*sunindextype* N, *sunindextype* mu, *sunindextype* ml, *sunindextype* smu, *SUNContext* sunctx)

This constructor function creates and allocates memory for a banded `SUNMatrix`. Its arguments are the matrix size, N, the upper and lower half-bandwidths of the matrix, mu and ml, and the stored upper bandwidth, smu. When creating a band `SUNMatrix`, this value should be

- at least $\min(N-1, \mu+\text{ml})$ if the matrix will be used by the `SUNLinSol_Band` module;
- exactly equal to $\mu+\text{ml}$ if the matrix will be used by the `SUNLinSol_LapackBand` module;
- at least μ if used in some other manner.

Note

It is strongly recommended that users call the default constructor, `SUNBandMatrix()`, in all standard use cases. This advanced constructor is used internally within SUNDIALS solvers, and is provided to users who require banded matrices for non-default purposes.

void **SUNBandMatrix_Print**(*SUNMatrix* A, FILE *outfile)

This function prints the content of a banded `SUNMatrix` to the output stream specified by outfile. Note: `stdout` or `stderr` may be used as arguments for outfile to print directly to standard output or standard error, respectively.

sunindextype **SUNBandMatrix_Rows**(*SUNMatrix* A)

This function returns the number of rows in the banded `SUNMatrix`.

sunindextype **SUNBandMatrix_Columns**(*SUNMatrix* A)

This function returns the number of columns in the banded `SUNMatrix`.

sunindextype **SUNBandMatrix_LowerBandwidth**(*SUNMatrix* A)

This function returns the lower half-bandwidth for the banded `SUNMatrix`.

sunindextype **SUNBandMatrix_UpperBandwidth**(*SUNMatrix* A)

This function returns the upper half-bandwidth of the banded `SUNMatrix`.

sunindextype **SUNBandMatrix_StoredUpperBandwidth**(*SUNMatrix* A)

This function returns the stored upper half-bandwidth of the banded `SUNMatrix`.

sunindextype **SUNBandMatrix_LDim**(*SUNMatrix* A)

This function returns the length of the leading dimension of the banded `SUNMatrix`.

sunindextype **SUNBandMatrix_LData**(*SUNMatrix* A)

This function returns the length of the data array for the banded `SUNMatrix`.

sunrealtype ***SUNBandMatrix_Data**(*SUNMatrix* A)

This function returns a pointer to the data array for the banded `SUNMatrix`.

sunrealtype ****SUNBandMatrix_Cols**(*SUNMatrix* A)

This function returns a pointer to the cols array for the band *SUNMatrix*.

sunrealtype ***SUNBandMatrix_Column**(*SUNMatrix* A, *sunindextype* j)

This function returns a pointer to the diagonal entry of the j-th column of the banded *SUNMatrix*. The resulting pointer should be indexed over the range $-\mu$ to $m1$.

Warning

When calling this function from the Fortran interfaces the shape of the array that is returned is [1], and the only element you can (legally) access is the diagonal element. Fortran users should instead work with the data array returned by [SUNBandMatrix_Data\(\)](#) directly.

Notes

- When looping over the components of a banded *SUNMatrix* A, the most efficient approaches are to:
 - First obtain the component array via `A_data = SUNBandMatrix_Data(A)`, or equivalently `A_data = SM_DATA_B(A)`, and then access `A_data[i]` within the loop.
 - First obtain the array of column pointers via `A_cols = SUNBandMatrix_Cols(A)`, or equivalently `A_cols = SM_COLS_B(A)`, and then access `A_cols[j][i]` within the loop.
 - Within a loop over the columns, access the column pointer via `A_colj = SUNBandMatrix_Column(A, j)` and then to access the entries within that column using `SM_COLUMN_ELEMENT_B(A_colj, i, j)`.

All three of these are more efficient than using `SM_ELEMENT_B(A, i, j)` within a double loop.

- Within the `SUNMatMatvec_Band` routine, internal consistency checks are performed to ensure that the matrix is called with consistent *N_Vector* implementations. These are currently limited to: `NVECTOR_SERIAL`, `NVECTOR_OPENMP`, and `NVECTOR_PTHREADS`. As additional compatible vector implementations are added to SUNDIALS, these will be included within this compatibility check.

7.7 The SUNMATRIX_CUSPARSE Module

The `SUNMATRIX_CUSPARSE` module is an interface to the NVIDIA cuSPARSE matrix for use on NVIDIA GPUs [7]. All data stored by this matrix implementation resides on the GPU at all times.

The header file to be included when using this module is `sunmatrix/sunmatrix_cusparse.h`. The installed library to link to is `libsundials_sunmatrixcusparse.lib` where `.lib` is typically `.so` for shared libraries and `.a` for static libraries.

7.7.1 SUNMATRIX_CUSPARSE Description

The implementation currently supports the cuSPARSE CSR matrix format described in the cuSPARSE documentation, as well as a unique low-storage format for block-diagonal matrices of the form

$$A = \begin{bmatrix} \mathbf{A}_0 & 0 & \cdots & 0 \\ 0 & \mathbf{A}_2 & \cdots & 0 \\ \vdots & \vdots & \ddots & \vdots \\ 0 & 0 & \cdots & \mathbf{A}_{n-1} \end{bmatrix},$$

where all the block matrices \mathbf{A}_j share the same sparsity pattern. We will refer to this format as BCSR (not to be confused with the canonical BSR format where each block is stored as dense). In this format, the CSR column indices

and row pointers are only stored for the first block and are computed only as necessary for other blocks. This can drastically reduce the amount of storage required compared to the regular CSR format when the number of blocks is large. This format is well-suited for, and intended to be used with, the `SUNLinearSolver_cuSolverSp_batchQR` linear solver (see §8.17).

The `SUNMATRIX_CUSPARSE` module is experimental and subject to change.

7.7.2 `SUNMATRIX_CUSPARSE` Functions

The `SUNMATRIX_CUSPARSE` module defines GPU-enabled sparse implementations of all matrix operations listed in §7.2 except for the `SUNMatSpace()` and `SUNMatMatvecSetup()` operations:

- `SUNMatGetID_cuSparse` – returns `SUNMATRIX_CUSPARSE`
- `SUNMatClone_cuSparse`
- `SUNMatDestroy_cuSparse`
- `SUNMatZero_cuSparse`
- `SUNMatCopy_cuSparse`
- `SUNMatScaleAdd_cuSparse` – performs $A = cA + B$, where A and B must have the same sparsity pattern
- `SUNMatScaleAddI_cuSparse` – performs $A = cA + I$, where the diagonal of A must be present
- `SUNMatMatvec_cuSparse`

In addition, the `SUNMATRIX_CUSPARSE` module defines the following implementation specific functions:

SUNMatrix **`SUNMatrix_cuSparse_NewCSR`**(int M, int N, int NNZ, `cusparseHandle_t` cusp, *SUNContext* sunctx)

This constructor function creates and allocates memory for a `SUNMATRIX_CUSPARSE` `SUNMatrix` that uses the CSR storage format. Its arguments are the number of rows and columns of the matrix, M and N, the number of nonzeros to be stored in the matrix, NNZ, and a valid `cusparseHandle_t`.

SUNMatrix **`SUNMatrix_cuSparse_NewBlockCSR`**(int nblocks, int blockrows, int blockcols, int blocknnz, `cusparseHandle_t` cusp, *SUNContext* sunctx)

This constructor function creates and allocates memory for a `SUNMATRIX_CUSPARSE` `SUNMatrix` object that leverages the `SUNMAT_CUSPARSE_BCSR` storage format to store a block diagonal matrix where each block shares the same sparsity pattern. The blocks must be square. The function arguments are the number of blocks, nblocks, the number of rows, blockrows, the number of columns, blockcols, the number of nonzeros in each block, blocknnz, and a valid `cusparseHandle_t`.

Warning

The `SUNMAT_CUSPARSE_BCSR` format currently only supports square matrices, i.e., `blockrows == blockcols`.

SUNMatrix **`SUNMatrix_cuSparse_MakeCSR`**(`cusparseMatDescr_t` mat_descr, int M, int N, int NNZ, int *rowptrs, int *colind, *sunrealtype* *data, `cusparseHandle_t` cusp, *SUNContext* sunctx)

This constructor function creates a `SUNMATRIX_CUSPARSE` `SUNMatrix` object from user provided pointers. Its arguments are a `cusparseMatDescr_t` that must have index base `CUSPARSE_INDEX_BASE_ZERO`, the number of rows and columns of the matrix, M and N, the number of nonzeros to be stored in the matrix, NNZ, and a valid `cusparseHandle_t`.

int **SUNMatrix_cuSparse_Rows**(*SUNMatrix* A)

This function returns the number of rows in the sparse *SUNMatrix*.

int **SUNMatrix_cuSparse_Columns**(*SUNMatrix* A)

This function returns the number of columns in the sparse *SUNMatrix*.

int **SUNMatrix_cuSparse_NNZ**(*SUNMatrix* A)

This function returns the number of entries allocated for nonzero storage for the sparse *SUNMatrix*.

int **SUNMatrix_cuSparse_SparseType**(*SUNMatrix* A)

This function returns the storage type (SUNMAT_CUSPARSE_CSR or SUNMAT_CUSPARSE_BCSR) for the sparse *SUNMatrix*.

sunrealtype ***SUNMatrix_cuSparse_Data**(*SUNMatrix* A)

This function returns a pointer to the data array for the sparse *SUNMatrix*.

int ***SUNMatrix_cuSparse_IndexValues**(*SUNMatrix* A)

This function returns a pointer to the index value array for the sparse *SUNMatrix* – for the CSR format this is an array of column indices for each nonzero entry. For the BCSR format this is an array of the column indices for each nonzero entry in the first block only.

int ***SUNMatrix_cuSparse_IndexPointers**(*SUNMatrix* A)

This function returns a pointer to the index pointer array for the sparse *SUNMatrix* – for the CSR format this is an array of the locations of the first entry of each row in the data and *indexvalues* arrays, for the BCSR format this is an array of the locations of each row in the data and *indexvalues* arrays in the first block only.

int **SUNMatrix_cuSparse_NumBlocks**(*SUNMatrix* A)

This function returns the number of matrix blocks.

int **SUNMatrix_cuSparse_BlockRows**(*SUNMatrix* A)

This function returns the number of rows in a matrix block.

int **SUNMatrix_cuSparse_BlockColumns**(*SUNMatrix* A)

This function returns the number of columns in a matrix block.

int **SUNMatrix_cuSparse_BlockNNZ**(*SUNMatrix* A)

This function returns the number of nonzeros in each matrix block.

sunrealtype ***SUNMatrix_cuSparse_BlockData**(*SUNMatrix* A, int blockidx)

This function returns a pointer to the location in the data array where the data for the block, *blockidx*, begins. Thus, *blockidx* must be less than *SUNMatrix_cuSparse_NumBlocks*(A). The first block in the *SUNMatrix* is index 0, the second block is index 1, and so on.

cusparseMatDescr_t **SUNMatrix_cuSparse_MatDescr**(*SUNMatrix* A)

This function returns the *cusparseMatDescr_t* object associated with the matrix.

SUNErrCode **SUNMatrix_cuSparse_CopyToDevice**(*SUNMatrix* A, *sunrealtype* *h_data, int *h_idxptrs, int *h_idxvals)

This functions copies the matrix information to the GPU device from the provided host arrays. A user may provide NULL for any of *h_data*, *h_idxptrs*, or *h_idxvals* to avoid copying that information.

The function returns *SUN_SUCCESS* if the copy operation(s) were successful, or a nonzero error code otherwise.

SUNErrCode **SUNMatrix_cuSparse_CopyFromDevice**(*SUNMatrix* A, *sunrealtype* *h_data, int *h_idxptrs, int *h_idxvals)

This functions copies the matrix information from the GPU device to the provided host arrays. A user may provide NULL for any of *h_data*, *h_idxptrs*, or *h_idxvals* to avoid copying that information. Otherwise:

- The `h_data` array must be at least `SUNMatrix_cuSparse_NNZ(A)*sizeof(sunrealtype)` bytes.
- The `h_idxptrs` array must be at least `(SUNMatrix_cuSparse_BlockDim(A)+1)*sizeof(int)` bytes.
- The `h_idxvals` array must be at least `(SUNMatrix_cuSparse_BlockNNZ(A))*sizeof(int)` bytes.

The function returns `SUN_SUCCESS` if the copy operation(s) were successful, or a nonzero error code otherwise.

SUNErrCode **SUNMatrix_cuSparse_SetFixedPattern**(*SUNMatrix* A, *sunbooleantype* yesno)

This function changes the behavior of the `SUNMatZero` operation on the object A. By default the matrix sparsity pattern is not considered to be fixed, thus, the `SUNMatZero` operation zeros out all data array as well as the `indexvalues` and `indexpointers` arrays. Providing a value of 1 or `SUNTRUE` for the `yesno` argument changes the behavior of `SUNMatZero` on A so that only the data is zeroed out, but not the `indexvalues` or `indexpointers` arrays. Providing a value of 0 or `SUNFALSE` for the `yesno` argument is equivalent to the default behavior.

SUNErrCode **SUNMatrix_cuSparse_SetKernelExecPolicy**(*SUNMatrix* A, *SUNCudaExecPolicy* *exec_policy)

This function sets the execution policies which control the kernel parameters utilized when launching the CUDA kernels. By default the matrix is setup to use a policy which tries to leverage the structure of the matrix. See §6.10.2 for more information about the *SUNCudaExecPolicy* class.

7.7.3 SUNMATRIX_CUSPARSE Usage Notes

The `SUNMATRIX_CUSPARSE` module only supports 32-bit indexing, thus `SUNDIALS` must be built for 32-bit indexing to use this module.

The `SUNMATRIX_CUSPARSE` module can be used with CUDA streams by calling the `cuSPARSE` function `cusparseSetStream` on the `cusparseHandle_t` that is provided to the `SUNMATRIX_CUSPARSE` constructor.

Warning

When using the `SUNMATRIX_CUSPARSE` module with a `SUNDIALS` package (e.g. `ARKODE`), the stream given to `cuSPARSE` should be the same stream used for the `NVECTOR` object that is provided to the package, and the `NVECTOR` object given to the `SUNMatvec` operation. If different streams are utilized, synchronization issues may occur.

7.8 The SUNMATRIX_SPARSE Module

The sparse implementation of the `SUNMatrix` module, `SUNMATRIX_SPARSE`, is designed to work with either *compressed-sparse-column* (CSC) or *compressed-sparse-row* (CSR) sparse matrix formats. To this end, it defines the *content* field of `SUNMatrix` to be the following structure:

```
struct _SUNMatrixContent_Sparse {
    sunindextype M;
    sunindextype N;
    sunindextype NNZ;
    sunindextype NP;
    sunrealtype *data;
    int sparsetype;
    sunindextype *indexvals;
    sunindextype *indexptrs;
    /* CSC indices */
}
```

(continues on next page)

(continued from previous page)

```

sunindextype **rowvals;
sunindextype **colptrs;
/* CSR indices */
sunindextype **colvals;
sunindextype **rowptrs;
};

```

A diagram of the underlying data representation in a sparse matrix is shown in Fig. 7.2. A more complete description of the parts of this *content* field is given below:

- **M** - number of rows
- **N** - number of columns
- **NNZ** - maximum number of nonzero entries in the matrix (allocated length of **data** and **indexvals** arrays)
- **NP** - number of index pointers (e.g. number of column pointers for CSC matrix). For CSC matrices **NP=N**, and for CSR matrices **NP=M**. This value is set automatically at construction based the input choice for **sparsetype**.
- **data** - pointer to a contiguous block of **sunrealtype** variables (of length **NNZ**), containing the values of the nonzero entries in the matrix
- **sparsetype** - type of the sparse matrix (**SUN_CSC_MAT** or **SUN_CSR_MAT**)
- **indexvals** - pointer to a contiguous block of **int** variables (of length **NNZ**), containing the row indices (if CSC) or column indices (if CSR) of each nonzero matrix entry held in **data**
- **indexptrs** - pointer to a contiguous block of **int** variables (of length **NP+1**). For CSC matrices each entry provides the index of the first column entry into the **data** and **indexvals** arrays, e.g. if **indexptr[3]=7**, then the first nonzero entry in the fourth column of the matrix is located in **data[7]**, and is located in row **indexvals[7]** of the matrix. The last entry contains the total number of nonzero values in the matrix and hence points one past the end of the active data in the **data** and **indexvals** arrays. For CSR matrices, each entry provides the index of the first row entry into the **data** and **indexvals** arrays.

The following pointers are added to the **SUNMATRIX_SPARSE** content structure for user convenience, to provide a more intuitive interface to the CSC and CSR sparse matrix data structures. They are set automatically when creating a sparse **SUNMatrix**, based on the sparse matrix storage type.

- **rowvals** - pointer to **indexvals** when **sparsetype** is **SUN_CSC_MAT**, otherwise set to **NULL**.
- **colptrs** - pointer to **indexptrs** when **sparsetype** is **SUN_CSC_MAT**, otherwise set to **NULL**.
- **colvals** - pointer to **indexvals** when **sparsetype** is **SUN_CSR_MAT**, otherwise set to **NULL**.
- **rowptrs** - pointer to **indexptrs** when **sparsetype** is **SUN_CSR_MAT**, otherwise set to **NULL**.

For example, the 5×4 matrix

$$\begin{bmatrix} 0 & 3 & 1 & 0 \\ 3 & 0 & 0 & 2 \\ 0 & 7 & 0 & 0 \\ 1 & 0 & 0 & 9 \\ 0 & 0 & 0 & 5 \end{bmatrix}$$

could be stored as a CSC matrix in this structure as either

```

M = 5;
N = 4;
NNZ = 8;
NP = N;

```

(continues on next page)

(continued from previous page)

```
data = {3.0, 1.0, 3.0, 7.0, 1.0, 2.0, 9.0, 5.0};
sparsetype = SUN_CSC_MAT;
indexvals = {1, 3, 0, 2, 0, 1, 3, 4};
indexptrs = {0, 2, 4, 5, 8};
```

or

```
M = 5;
N = 4;
NNZ = 10;
NP = N;
data = {3.0, 1.0, 3.0, 7.0, 1.0, 2.0, 9.0, 5.0, *, *};
sparsetype = SUN_CSC_MAT;
indexvals = {1, 3, 0, 2, 0, 1, 3, 4, *, *};
indexptrs = {0, 2, 4, 5, 8};
```

where the first has no unused space, and the second has additional storage (the entries marked with * may contain any values). Note in both cases that the final value in `indexptrs` is 8, indicating the total number of nonzero entries in the matrix.

Similarly, in CSR format, the same matrix could be stored as

```
M = 5;
N = 4;
NNZ = 8;
NP = M;
data = {3.0, 1.0, 3.0, 2.0, 7.0, 1.0, 9.0, 5.0};
sparsetype = SUN_CSR_MAT;
indexvals = {1, 2, 0, 3, 1, 0, 3, 3};
indexptrs = {0, 2, 4, 5, 7, 8};
```

The header file to be included when using this module is `sunmatrix/sunmatrix_sparse.h`.

The following macros are provided to access the content of a `SUNMATRIX_SPARSE` matrix. The prefix `SM_` in the names denotes that these macros are for *SUNMatrix* implementations, and the suffix `_S` denotes that these are specific to the *sparse* version.

SM_CONTENT_S(A)

This macro gives access to the contents of the sparse *SUNMatrix* *A*.

The assignment `A_cont = SM_CONTENT_S(A)` sets `A_cont` to be a pointer to the sparse *SUNMatrix* content structure.

Implementation:

```
#define SM_CONTENT_S(A) ( (SUNMatrixContent_Sparse)(A->content) )
```

SM_ROWS_S(A)

Access the number of rows in the sparse *SUNMatrix* *A*.

This may be used either to retrieve or to set the value. For example, the assignment `A_rows = SM_ROWS_S(A)` sets `A_rows` to be the number of rows in the matrix *A*. Similarly, the assignment `SM_ROWS_S(A) = A_rows` sets the number of columns in *A* to equal `A_rows`.

Implementation:

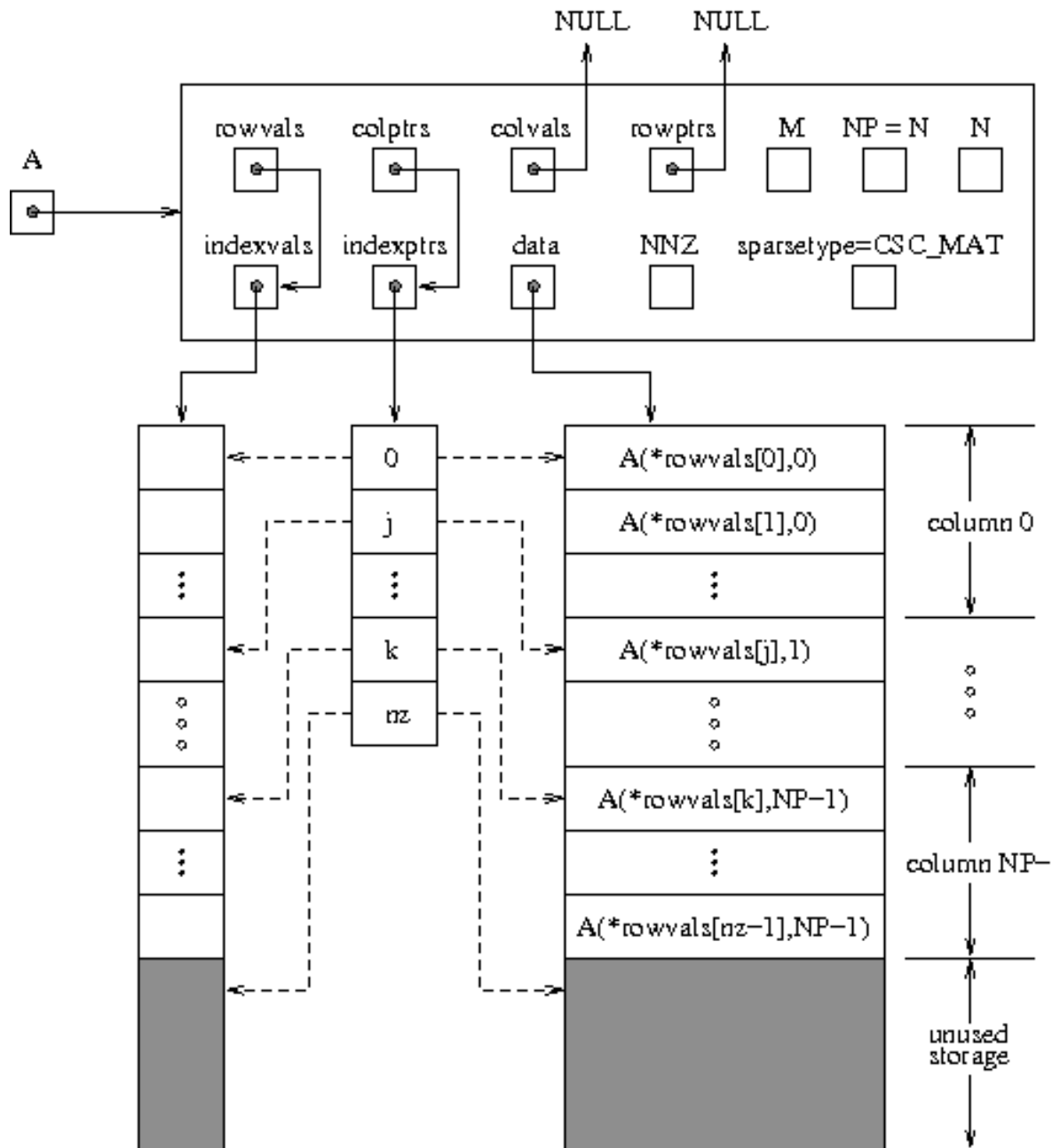


Fig. 7.2: Diagram of the storage for a compressed-sparse-column matrix of type `SUNMATRIX_SPARSE`: Here A is an $M \times N$ sparse CSC matrix with storage for up to `NNZ` nonzero entries (the allocated length of both `data` and `indexvals`). The entries in `indexvals` may assume values from 0 to $M-1$, corresponding to the row index (zero-based) of each nonzero value. The entries in `data` contain the values of the nonzero entries, with the row i , column j entry of A (again, zero-based) denoted as $A(i, j)$. The `indexptrs` array contains $N+1$ entries; the first N denote the starting index of each column within the `indexvals` and `data` arrays, while the final entry points one past the final nonzero entry. Here, although `NNZ` values are allocated, only `nz` are actually filled in; the greyed-out portions of `data` and `indexvals` indicate extra allocated space.

```
#define SM_ROWS_S(A)    ( SM_CONTENT_S(A)->M )
```

SM_COLUMNS_S(A)

Access the number of columns in the sparse SUNMatrix *A*. As with `SM_ROWS_S`, this may be used either to retrieve or to set the value.

Implementation:

```
#define SM_COLUMNS_S(A) ( SM_CONTENT_S(A)->N )
```

SM_NNZ_S(A)

Access the allocated number of nonzeros in the sparse SUNMatrix *A*. As with `SM_ROWS_S`, this may be used either to retrieve or to set the value.

Implementation:

```
#define SM_NNZ_S(A)    ( SM_CONTENT_S(A)->NNZ )
```

SM_NP_S(A)

Access the number of index pointers *NP* in the sparse SUNMatrix *A*. As with `SM_ROWS_S`, this may be used either to retrieve or to set the value.

Implementation:

```
#define SM_NP_S(A)    ( SM_CONTENT_S(A)->NP )
```

SM_SPARSETYPE_S(A)

Access the sparsity type parameter in the sparse SUNMatrix *A*. As with `SM_ROWS_S`, this may be used either to retrieve or to set the value.

Implementation:

```
#define SM_SPARSETYPE_S(A) ( SM_CONTENT_S(A)->sparsetype )
```

SM_DATA_S(A)

This macro gives access to the data pointer for the matrix entries.

The assignment `A_data = SM_DATA_S(A)` sets `A_data` to be a pointer to the first component of the data array for the sparse SUNMatrix *A*. The assignment `SM_DATA_S(A) = A_data` sets the data array of *A* to be `A_data` by storing the pointer `A_data`.

Implementation:

```
#define SM_DATA_S(A)    ( SM_CONTENT_S(A)->data )
```

SM_INDEXVALS_S(A)

This macro gives access to the `indexvals` pointer for the matrix entries.

The assignment `A_indexvals = SM_INDEXVALS_S(A)` sets `A_indexvals` to be a pointer to the array of index values (i.e. row indices for a CSC matrix, or column indices for a CSR matrix) for the sparse SUNMatrix *A*.

Implementation:

```
#define SM_INDEXVALS_S(A) ( SM_CONTENT_S(A)->indexvals )
```

SM_INDEXPTRS_S(A)

This macro gives access to the `indexptrs` pointer for the matrix entries.

The assignment `A_indexptrs = SM_INDEXPTRS_S(A)` sets `A_indexptrs` to be a pointer to the array of index pointers (i.e. the starting indices in the data/indexvals arrays for each row or column in CSR or CSC formats, respectively).

Implementation:

```
#define SM_INDEXPTRS_S(A)    ( SM_CONTENT_S(A)->indexptrs )
```

The `SUNMATRIX_SPARSE` module defines sparse implementations of all matrix operations listed in §7.2. Their names are obtained from those in that section by appending the suffix `_Sparse` (e.g. `SUNMatCopy_Sparse`). The module `SUNMATRIX_SPARSE` provides the following additional user-callable routines:

SUNMatrix **SUNSparseMatrix**(*sunindextype* M, *sunindextype* N, *sunindextype* NNZ, int sparsetype, *SUNContext* sunctx)

This constructor function creates and allocates memory for a sparse `SUNMatrix`. Its arguments are the number of rows and columns of the matrix, *M* and *N*, the maximum number of nonzeros to be stored in the matrix, *NNZ*, and a flag *sparsetype* indicating whether to use CSR or CSC format (valid choices are `SUN_CSR_MAT` or `SUN_CSC_MAT`).

SUNMatrix **SUNSparseFromDenseMatrix**(*SUNMatrix* A, *sunrealtype* droptol, int sparsetype)

This constructor function creates a new sparse matrix from an existing `SUNMATRIX_DENSE` object by copying all values with magnitude larger than *droptol* into the sparse matrix structure.

Requirements:

- A must have type `SUNMATRIX_DENSE`
- *droptol* must be non-negative
- *sparsetype* must be either `SUN_CSC_MAT` or `SUN_CSR_MAT`

The function returns NULL if any requirements are violated, or if the matrix storage request cannot be satisfied.

SUNMatrix **SUNSparseFromBandMatrix**(*SUNMatrix* A, *sunrealtype* droptol, int sparsetype)

This constructor function creates a new sparse matrix from an existing `SUNMATRIX_BAND` object by copying all values with magnitude larger than *droptol* into the sparse matrix structure.

Requirements:

- A must have type `SUNMATRIX_BAND`
- *droptol* must be non-negative
- *sparsetype* must be either `SUN_CSC_MAT` or `SUN_CSR_MAT`.

The function returns NULL if any requirements are violated, or if the matrix storage request cannot be satisfied.

SUNErrCode **SUNSparseMatrix_Realloc**(*SUNMatrix* A)

This function reallocates internal storage arrays in a sparse matrix so that the resulting sparse matrix has no wasted space (i.e. the space allocated for nonzero entries equals the actual number of nonzeros, `indexptrs[NP]`). Returns a *SUNErrCode*.

SUNErrCode **SUNSparseMatrix_Reallocate**(*SUNMatrix* A, *sunindextype* NNZ)

Function to reallocate internal sparse matrix storage arrays so that the resulting sparse matrix has storage for a specified number of nonzeros. Returns a *SUNErrCode*.

void **SUNsparseMatrix_Print**(*SUNMatrix* A, FILE *outfile)

This function prints the content of a sparse *SUNMatrix* to the output stream specified by *outfile*. Note: `stdout` or `stderr` may be used as arguments for *outfile* to print directly to standard output or standard error, respectively.

sunindextype **SUNsparseMatrix_Rows**(*SUNMatrix* A)

This function returns the number of rows in the sparse *SUNMatrix*.

sunindextype **SUNsparseMatrix_Columns**(*SUNMatrix* A)

This function returns the number of columns in the sparse *SUNMatrix*.

sunindextype **SUNsparseMatrix_NNZ**(*SUNMatrix* A)

This function returns the number of entries allocated for nonzero storage for the sparse *SUNMatrix*.

sunindextype **SUNsparseMatrix_NP**(*SUNMatrix* A)

This function returns the number of index pointers for the sparse *SUNMatrix* (the `indexptrs` array has NP+1 entries).

int **SUNsparseMatrix_SparseType**(*SUNMatrix* A)

This function returns the storage type (`SUN_CSR_MAT` or `SUN_CSC_MAT`) for the sparse *SUNMatrix*.

sunrealtype ***SUNsparseMatrix_Data**(*SUNMatrix* A)

This function returns a pointer to the data array for the sparse *SUNMatrix*.

sunindextype ***SUNsparseMatrix_IndexValues**(*SUNMatrix* A)

This function returns a pointer to index value array for the sparse *SUNMatrix* – for CSR format this is the column index for each nonzero entry, for CSC format this is the row index for each nonzero entry.

sunindextype ***SUNsparseMatrix_IndexPointers**(*SUNMatrix* A)

This function returns a pointer to the index pointer array for the sparse *SUNMatrix* – for CSR format this is the location of the first entry of each row in the data and `indexvalues` arrays, for CSC format this is the location of the first entry of each column.

Note

Within the `SUNMatMatvec_Sparse` routine, internal consistency checks are performed to ensure that the matrix is called with consistent `N_Vector` implementations. These are currently limited to: `NVECTOR_SERIAL`, `NVECTOR_OPENMP`, `NVECTOR_PTHREADS`, and `NVECTOR_CUDA` when using managed memory. As additional compatible vector implementations are added to SUNDIALS, these will be included within this compatibility check.

7.9 The SUNMATRIX_SLUNRLOC Module

The `SUNMATRIX_SLUNRLOC` module is an interface to the `SuperMatrix` structure provided by the SuperLU-DIST sparse matrix factorization and solver library written by X. Sherry Li and collaborators [8, 35, 52, 53]. It is designed to be used with the SuperLU-DIST `SUNLinearSolver` module discussed in §8.15. To this end, it defines the content field of *SUNMatrix* to be the following structure:

```
struct _SUNMatrixContent_SLUNRloc {
    sunboolean_t own_data;
    gridinfo_t   *grid;
    sunindextype *row_to_proc;
    pdgsmv_comm_t *gsmv_comm;
    SuperMatrix   *A_super;
```

(continues on next page)

(continued from previous page)

```
SuperMatrix *ACS_super;
};
```

A more complete description of the this content field is given below:

- `own_data` – a flag which indicates if the `SUNMatrix` is responsible for freeing `A_super`
- `grid` – pointer to the `SuperLU_DIST` structure that stores the 2D process grid
- `row_to_proc` – a mapping between the rows in the matrix and the process it resides on; will be `NULL` until the `SUNMatMatvecSetup` routine is called
- `gsmv_comm` – pointer to the `SuperLU_DIST` structure that stores the communication information needed for matrix-vector multiplication; will be `NULL` until the `SUNMatMatvecSetup` routine is called
- `A_super` – pointer to the underlying `SuperLU_DIST` `SuperMatrix` with `Stype = SLU_NR_loc`, `Dtype = SLU_D`, `Mtype = SLU_GE`; must have the full diagonal present to be used with `SUNMatScaleAddI` routine
- `ACS_super` – a column-sorted version of the matrix needed to perform matrix-vector multiplication; will be `NULL` until the routine `SUNMatMatvecSetup` routine is called

The header file to include when using this module is `sunmatrix/sunmatrix_slunrloc.h`. The installed module library to link to is `libsundials_sunmatrixslunrloc.lib` where `.lib` is typically `.so` for shared libraries and `.a` for static libraries.

7.9.1 SUNMATRIX_SLUNRLOC Functions

The `SUNMATRIX_SLUNRLOC` module provides the following user-callable routines:

SUNMatrix **SUNMatrix_SLUNRloc**(`SuperMatrix *Asuper`, `gridinfo_t *grid`, *SUNContext* `sunctx`)

This constructor function creates and allocates memory for a `SUNMATRIX_SLUNRLOC` object. Its arguments are a fully-allocated `SuperLU_DIST` `SuperMatrix` with `Stype = SLU_NR_loc`, `Dtype = SLU_D`, `Mtype = SLU_GE` and an initialized `SuperLU_DIST` 2D process grid structure. It returns a `SUNMatrix` object if `Asuper` is compatible else it returns `NULL`.

void **SUNMatrix_SLUNRloc_Print**(*SUNMatrix* `A`, `FILE *fp`)

This function prints the underlying `SuperMatrix` content. It is useful for debugging. Its arguments are the `SUNMatrix` object and a `FILE` pointer to print to. It returns void.

`SuperMatrix *`**SUNMatrix_SLUNRloc_SuperMatrix**(*SUNMatrix* `A`)

This function returns the underlying `SuperMatrix` of `A`. Its only argument is the `SUNMatrix` object to access.

`gridinfo_t *`**SUNMatrix_SLUNRloc_ProcessGrid**(*SUNMatrix* `A`)

This function returns the `SuperLU_DIST` 2D process grid associated with `A`. Its only argument is the `SUNMatrix` object to access.

sunbooleantype **SUNMatrix_SLUNRloc_OwnData**(*SUNMatrix* `A`)

This function returns true if the `SUNMatrix` object is responsible for freeing the underlying `SuperMatrix`, otherwise it returns false. Its only argument is the `SUNMatrix` object to access.

The `SUNMATRIX_SLUNRLOC` module also defines implementations of all generic `SUNMatrix` operations listed in §7.2:

- `SUNMatGetID_SLUNRloc` – returns `SUNMATRIX_SLUNRLOC`
- `SUNMatClone_SLUNRloc`
- `SUNMatDestroy_SLUNRloc`

- `SUNMatSpace_SLUNRloc` – this only returns information for the storage within the matrix interface, i.e. storage for `row_to_proc`
- `SUNMatZero_SLUNRloc`
- `SUNMatCopy_SLUNRloc`
- `SUNMatScaleAdd_SLUNRloc` – performs $A = cA + B$, where A and B must have the same sparsity pattern
- `SUNMatScaleAddI_SLUNRloc` – performs $A = cA + I$, where the diagonal of A must be present
- `SUNMatMatvecSetup_SLUNRloc` – initializes the SuperLU_DIST parallel communication structures needed to perform a matrix-vector product; only needs to be called before the first call to `SUNMatMatvec()` or if the matrix changed since the last setup
- `SUNMatMatvec_SLUNRloc`

7.10 The SUNMATRIX_GINKGO Module

Added in version 6.4.0.

The `SUNMATRIX_GINKGO` implementation of the `SUNMatrix` API provides an interface to the matrix data structure for the Ginkgo linear algebra library [11]. Ginkgo provides several different matrix formats and linear solvers which can run on a variety of hardware, such as NVIDIA, AMD, and Intel GPUs as well as multicore CPUs. Since Ginkgo is a modern C++ library, `SUNMATRIX_GINKGO` is also written in modern C++ (it requires C++14). Unlike most other SUNDIALS modules, it is a header only library. To use the `SUNMATRIX_GINKGO` `SUNMatrix`, users will need to include `sunmatrix/sunmatrix_ginkgo.hpp`. More instructions on building SUNDIALS with Ginkgo enabled are given in §11.3.19. For instructions on building and using Ginkgo itself, refer to the [Ginkgo website and documentation](#).

Note

It is assumed that users of this module are aware of how to use Ginkgo. This module does not try to encapsulate Ginkgo matrices, rather it provides a lightweight interoperability layer between Ginkgo and SUNDIALS.

The `SUNMATRIX_GINKGO` module is defined by the `sundials::ginkgo::Matrix` templated class:

```
template<typename GkoMatType>
class Matrix : public sundials::impl::BaseMatrix, public sundials::ConvertibleTo<SUNMatrix>;
```

7.10.1 Compatible Vectors

The `N_Vector` to use with the `SUNLINEARSOLVER_GINKGO` module depends on the `gko::Executor` utilized. That is, when using the `gko::CudaExecutor` you should use a CUDA capable `N_Vector` (e.g., §6.10), `gko::HipExecutor` goes with a HIP capable `N_Vector` (e.g., §6.11), `gko::DpcppExecutor` goes with a DPC++/SYCL capable `N_Vector` (e.g., §6.12), and `gko::OmpExecutor` goes with a CPU based `N_Vector` (e.g., §6.6). Specifically, what makes a `N_Vector` compatible with different Ginkgo executors is where they store the data. The GPU enabled Ginkgo executors need the data to reside on the GPU, so the `N_Vector` must implement `N_VGetDeviceArrayPointer()` and keep the data in GPU memory. The CPU-only enabled Ginkgo executors (e.g, `gko::OmpExecutor` and `gko::ReferenceExecutor`) need data to reside on the CPU and will use `N_VGetArrayPointer()` to access the `N_Vector` data.

7.10.2 Using SUNMATRIX_GINKGO

To use the SUNMATRIX_GINKGO module, we begin by creating an instance of a Ginkgo matrix using Ginkgo's API. For example, below we create a Ginkgo sparse matrix that uses the CSR storage format and then fill the diagonal of the matrix with ones to make an identity matrix:

```
auto gko_matrix{gko::matrix::Csr<sunrealtype, sunindextype>::create(gko_exec, matrix_dim)};
gko_matrix->read(gko::matrix_data<sunrealtype, sunindextype>::diag(matrix_dim, 1.0));
```

After we have a Ginkgo matrix object, we wrap it in an instance of the `sundials::ginkgo::Matrix` class. This object can be provided to other SUNDIALS functions that expect a `SUNMatrix` object via implicit conversion, or the `get()` method:

```
sundials::ginkgo::Matrix<gko::matrix::Csr> matrix{gko_matrix, sunctx};
SUNMatrix I1 = matrix.get(); // explicit conversion to SUNMatrix
SUNMatrix I2 = matrix;      // implicit conversion to SUNMatrix
```

No further interaction with `matrix` is required from this point, and it is possible to use the `SUNMatrix` API operating on `I1` or `I2` (or if needed, via Ginkgo operations on `gko_matrix`).

Warning

`SUNMatDestroy()` should never be called on a `SUNMatrix` that was created via conversion from a `sundials::ginkgo::Matrix`. Doing so may result in a double free.

7.10.3 SUNMATRIX_GINKGO API

In this section we list the public API of the `sundials::ginkgo::Matrix` class.

```
template<typename GkoMatType>
class Matrix : public sundials::impl::BaseMatrix, public sundials::ConvertibleTo<SUNMatrix>
```

Matrix() = default

Default constructor - means the matrix must be copied or moved to.

Matrix(std::shared_ptr<GkoMatType> gko_mat, SUNContext sunctx)

Constructs a `Matrix` from an existing Ginkgo matrix object.

Parameters

- **gko_mat** – A Ginkgo matrix object
- **sunctx** – The SUNDIALS simulation context object (`SUNContext`)

Matrix(Matrix &&that_matrix) noexcept

Move constructor.

Matrix(const Matrix &that_matrix)

Copy constructor (performs a deep copy).

Matrix &operator=(Matrix &&rhs) noexcept

Move assignment.

Matrix &operator=(const Matrix &rhs)

Copy assignment clones the `gko::matrix` and `SUNMatrix`. This is a deep copy (i.e. a new data array is created).

virtual **~Matrix()** = default;

Default destructor.

std::shared_ptr<*GkoMatType*> **GkoMtx()** const

Get the underlying Ginkgo matrix object.

std::shared_ptr<const gko::Executor> **GkoExec()** const

Get the `gko::Executor` associated with the Ginkgo matrix.

const gko::dim<2> &**GkoSize()** const

Get the size, i.e. `gko::dim`, for the Ginkgo matrix.

operator SUNMatrix() override

Implicit conversion to a *SUNMatrix*.

operator SUNMatrix() const override

Implicit conversion to a *SUNMatrix*.

SUNMatrix **get()** override

Explicit conversion to a *SUNMatrix*.

Added in version 7.6.0: Replaces the `Convert` method which was deprecated.

SUNMatrix **get()** const override

Explicit conversion to a *SUNMatrix*.

Added in version 7.6.0: Replaces the `Convert` method which was deprecated.

7.11 The SUNMATRIX_GINKGOBATCH Module

Added in version 7.5.0.

The `SUNMATRIX_GINKGOBATCH` implementation of the *SUNMatrix* API provides an interface to the batched matrix types from the Ginkgo linear algebra library. This module is written in C++17 and is distributed as a header file. To use the `SUNMATRIX_GINKGOBATCH` *SUNMatrix*, users will need to include `sunmatrix/sunmatrix_ginkgobatch.hpp`. The module is meant to be used with the `SUNLINEARSOLVER_GINKGOBATCH` module described in §8.19.

Note

It is assumed that users of this module are aware of how to use Ginkgo. This module does not try to encapsulate Ginkgo matrices, rather it provides a lightweight interoperability layer between Ginkgo and SUNDIALS. Most, if not all, of the Ginkgo batch matrix types should work with this interface.

7.11.1 Compatible Vectors

The *N_Vector* to use with the `SUNLINEARSOLVER_GINKGOBATCH` module depends on the `gko::Executor` utilized. That is, when using the `gko::CudaExecutor` you should use a CUDA capable *N_Vector* (e.g., §6.10), `gko::HipExecutor` goes with a HIP capable *N_Vector* (e.g., §6.11), `gko::DpcppExecutor` goes with a DPC++/SYCL capable *N_Vector* (e.g., §6.12), and `gko::OmpExecutor` goes with a CPU based *N_Vector* (e.g., §6.6). Specifically, what makes a *N_Vector* compatible with different Ginkgo executors is where they store the data. The GPU enabled Ginkgo executors need the data to reside on the GPU, so the *N_Vector* must implement *N_VGetDeviceArrayPointer()* and keep the data in GPU memory. The CPU-only enabled Ginkgo executors (e.g, `gko::OmpExecutor`

and `gko::ReferenceExecutor`) need data to reside on the CPU and will use `N_VGetArrayPointer()` to access the `N_Vector` data.

7.11.2 Compatible Packages

This module will work with any of the SUNDIALS packages. The only caveat is that, when using ARKODE with a non-identity mass matrix, the only Ginkgo matrix type currently supported is `BatchDense`.

7.11.3 SUNMATRIX_GINKGOBATCH API

In this section we list the public API of the `sundials::ginkgo::BatchMatrix` class.

```
template<class GkoBatchMatType>
class sundials::ginkgo::BatchMatrix : public sundials::ConvertibleTo<SUNMatrix>
    Batched matrix wrapper for Ginkgo batch matrix types, providing a SUNDIALS SUNMatrix interface.

    BatchMatrix()
        Default constructor. The matrix must be copied or moved to.

    BatchMatrix(gko::size_type num_batches, sunindextype M, sunindextype N, std::shared_ptr<const
        gko::Executor> gko_exec, SUNContext sunctx)
        Construct a batch matrix with the given number of batches, rows M, columns N, executor, and context.
        (Specialized for supported Ginkgo batch matrix types.)

    BatchMatrix(gko::size_type num_batches, sunindextype M, sunindextype N, sunindextype num_nonzeros,
        std::shared_ptr<const gko::Executor> gko_exec, SUNContext sunctx)
        Construct a batch sparse matrix with the given number of batches, rows M, columns N, nonzeros, executor,
        and context. (Specialized for supported Ginkgo batch matrix types.)

    BatchMatrix(std::shared_ptr<GkoBatchMatType> gko_mat, SUNContext sunctx)
        Construct a BatchMatrix from an existing Ginkgo batch matrix pointer and SUNDIALS context.

    BatchMatrix(BatchMatrix &&that_matrix) noexcept
        Move constructor.

    BatchMatrix(const BatchMatrix &that_matrix)
        Copy constructor. Clones the Ginkgo matrix and SUNDIALS SUNMatrix.

    BatchMatrix &operator=(BatchMatrix &&rhs) noexcept
        Move assignment.

    BatchMatrix &operator=(const BatchMatrix &rhs)
        Copy assignment. Clones the Ginkgo matrix and SUNDIALS SUNMatrix.

    ~BatchMatrix() override = default
        Default destructor.

    std::shared_ptr<GkoBatchMatType> GkoMtx() const
        Get the underlying Ginkgo batch matrix pointer.

    std::shared_ptr<const gko::Executor> GkoExec() const
        Get the Ginkgo executor associated with the matrix.

    const gko::batch_dim<2> &GkoSize() const
        Get the Ginkgo batch size object.
```

`sunindextype NumBatches()` const

Get the number of batches (batch systems).

operator SUNMatrix() override

Implicit conversion to a [SUNMatrix](#).

operator SUNMatrix() const override

Implicit conversion to a [SUNMatrix](#).

`SUNMatrix get()` override

Explicit conversion to a [SUNMatrix](#).

Added in version 7.6.0: Replaces the `Convert` method which was deprecated.

`SUNMatrix get()` const override

Explicit conversion to a [SUNMatrix](#).

Added in version 7.6.0: Replaces the `Convert` method which was deprecated.

7.12 The SUNMATRIX_KOKKOSDENSE Module

Added in version 6.4.0.

The `SUNMATRIX_KOKKOSDENSE` [SUNMatrix](#) implementation provides a data structure for dense and dense batched (block-diagonal) matrices using Kokkos [29, 66] and KokkosKernels [65] to support a variety of backends including serial, OpenMP, CUDA, HIP, and SYCL. Since Kokkos is a modern C++ library, the module is also written in modern C++ (it requires C++14) as a header only library. To utilize this `SUNMatrix` users will need to include `sunmatrix/sunmatrix_kokkosdense.hpp`. More instructions on building SUNDIALS with Kokkos and KokkosKernels enabled are given in §11.3.24. For instructions on building and using Kokkos and KokkosKernels, refer to the [Kokkos](#) and [KokkosKernels](#) documentation.

7.12.1 Using SUNMATRIX_KOKKOSDENSE

The `SUNMATRIX_KOKKOSDENSE` module is defined by the `DenseMatrix` templated class in the `sundials::kokkos` namespace:

```
template<class ExecutionSpace = Kokkos::DefaultExecutionSpace,
         class MemorySpace = typename ExecutionSpace::memory_space>
class DenseMatrix : public sundials::impl::BaseMatrix,
                   public sundials::ConvertibleTo<SUNMatrix>
```

To use the `SUNMATRIX_KOKKOSDENSE` module, we begin by constructing an instance of the Kokkos dense matrix e.g.,

```
// Single matrix using the default execution space
sundials::kokkos::DenseMatrix<> A{rows, cols, sunctx};

// Batched (block-diagonal) matrix using the default execution space
sundials::kokkos::DenseMatrix<> Abatch{blocks, rows, cols, sunctx};

// Batched (block-diagonal) matrix using the Cuda execution space
sundials::kokkos::DenseMatrix<Kokkos::Cuda> Abatch{blocks, rows, cols, sunctx};
```

(continues on next page)

(continued from previous page)

```
// Batched (block-diagonal) matrix using the Cuda execution space and
// a non-default execution space instance
sundials::kokkos::DenseMatrix<Kokkos::Cuda> Abatch{blocks, rows, cols,
                                                exec_space_instance,
                                                sunctx};
```

Instances of the `DenseMatrix` class are implicitly or explicitly (using the `get()` method) convertible to a `SUNMatrix` e.g.,

```
sundials::kokkos::DenseMatrix<> A{rows, cols, sunctx};
SUNMatrix B = A;                // implicit conversion to SUNMatrix
SUNMatrix C = A.get();          // explicit conversion to SUNMatrix
```

No further interaction with a `DenseMatrix` is required from this point, and it is possible to use the `SUNMatrix` API to operate on B or C.

Warning

`SUNMatDestroy()` should never be called on a `SUNMatrix` that was created via conversion from a `sundials::kokkos::DenseMatrix`. Doing so may result in a double free.

The underlying `DenseMatrix` can be extracted from a `SUNMatrix` using `GetDenseMat()` e.g.,

```
auto A_dense_mat = GetDenseMat<>(A_sunmat);
```

The `SUNMATRIX_KOKKOSDENSE` module is compatible with the `NVECTOR_KOKKOS` vector module (see §6.14) and `SUNLINEARSOLVER_KOKKOSDENSE` linear solver module (see §8.20).

7.12.2 SUNMATRIX_KOKKOSDENSE API

In this section we list the public API of the `sundials::kokkos::DenseMatrix` class.

```
template<class ExecutionSpace = Kokkos::DefaultExecutionSpace, class MemorySpace = typename
ExecutionSpace::memory_space>
```

```
class DenseMatrix : public sundials::impl::BaseMatrix, public sundials::ConvertibleTo<SUNMatrix>
```

```
    using exec_space = ExecutionSpace;
```

```
    using memory_space = MemorySpace;
```

```
    using view_type = Kokkos::View<sunrealtype***, memory_space>;
```

```
    using size_type = typename view_type::size_type;
```

```
    using range_policy = Kokkos::MDRangePolicy<exec_space, Kokkos::Rank<3>>;
```

```
    using team_policy = typename Kokkos::TeamPolicy<exec_space>;
```

```
    using member_type = typename Kokkos::TeamPolicy<exec_space>::member_type;
```

```
    DenseMatrix() = default
```

Default constructor – the matrix must be copied or moved to.

DenseMatrix(*size_type* rows, *size_type* cols, SUNContext sunctx)

Constructs a single DenseMatrix using the default execution space instance.

Parameters

- **rows** – number of matrix rows
- **cols** – number of matrix columns
- **sunctx** – the SUNDIALS simulation context object (*SUNContext*)

DenseMatrix(*size_type* rows, *size_type* cols, *exec_space* ex, SUNContext sunctx)

Constructs a single DenseMatrix using the provided execution space instance.

Parameters

- **rows** – number of matrix rows
- **cols** – number of matrix columns
- **ex** – an execution space
- **sunctx** – the SUNDIALS simulation context object (*SUNContext*)

DenseMatrix(*size_type* blocks, *size_type* block_rows, *size_type* block_cols, SUNContext sunctx)

Constructs a batched (block-diagonal) DenseMatrix using the default execution space instance.

Parameters

- **blocks** – number of matrix blocks
- **block_rows** – number of rows in a block
- **block_cols** – number of columns in a block
- **sunctx** – the SUNDIALS simulation context object (*SUNContext*)

DenseMatrix(*size_type* blocks, *size_type* block_rows, *size_type* block_cols, *exec_space* ex, SUNContext sunctx)

Constructs a batched (block-diagonal) DenseMatrix using the provided execution space instance.

Parameters

- **blocks** – number of matrix blocks
- **block_rows** – number of rows in a block
- **block_cols** – number of columns in a block
- **ex** – an execution space
- **sunctx** – the SUNDIALS simulation context object (*SUNContext*)

DenseMatrix(*DenseMatrix* &that_matrix) noexcept

Move constructor.

DenseMatrix(const *DenseMatrix* &that_matrix)

Copy constructor. This creates a shallow clone of the Matrix, i.e., it creates a new Matrix with the same properties, such as size, but it does not copy the data.

DenseMatrix &operator=(*DenseMatrix* &&rhs) noexcept

Move assignment.

DenseMatrix &**operator**=(const *DenseMatrix* &rhs)

Copy assignment. This creates a shallow clone of the Matrix, i.e., it creates a new Matrix with the same properties, such as size, but it does not copy the data.

virtual ~**DenseMatrix**() = default;

Default destructor.

exec_space **ExecSpace**()

Get the execution space instance used by the matrix.

view_type **View**()

Get the underlying Kokkos view with extents {blocks, block_rows, block_cols}.

size_type **Blocks**()

Get the number of blocks i.e., extent(0).

size_type **BlockRows**()

Get the number of rows in a block i.e., extent(1).

size_type **BlockCols**()

Get the number of columns in a block i.e., extent(2).

size_type **Rows**()

Get the number of rows in the block-diagonal matrix i.e., extent(0) * extent(1).

size_type **Cols**()

Get the number of columns in the block-diagonal matrix i.e., extent(0) * extent(2).

operator SUNMatrix() override

Implicit conversion to a *SUNMatrix*.

operator SUNMatrix() const override

Implicit conversion to a *SUNMatrix*.

SUNMatrix **get**() override

Explicit conversion to a *SUNMatrix*.

Added in version 7.6.0: Replaces the **Convert** method which was deprecated.

SUNMatrix **get**() const override

Explicit conversion to a *SUNMatrix*.

Added in version 7.6.0: Replaces the **Convert** method which was deprecated.

template<class **ExecutionSpace** = Kokkos::DefaultExecutionSpace, class **MemorySpace** = typename *ExecutionSpace*::memory_space>

inline *DenseMatrix*<MatrixType> ***GetDenseMat**(*SUNMatrix* A)

Get the dense matrix wrapped by a *SUNMatrix*

7.13 SUNMATRIX Examples

There are *SUNMatrix* examples that may be installed for each implementation, that make use of the functions in `test_sunmatrix.c`. These example functions show simple usage of the *SUNMatrix* family of functions. The inputs to the examples depend on the matrix type, and are output to `stdout` if the example is run without the appropriate number of command-line arguments.

The following is a list of the example functions in `test_sunmatrix.c`:

- `Test_SUNMatGetID`: Verifies the returned matrix ID against the value that should be returned.
- `Test_SUNMatClone`: Creates clone of an existing matrix, copies the data, and checks that their values match.
- `Test_SUNMatZero`: Zeros out an existing matrix and checks that each entry equals 0.0.
- `Test_SUNMatCopy`: Clones an input matrix, copies its data to a clone, and verifies that all values match.
- `Test_SUNMatScaleAdd`: Given an input matrix A and an input identity matrix I , this test clones and copies A to a new matrix B , computes $B = -B + B$, and verifies that the resulting matrix entries equal 0. Additionally, if the matrix is square, this test clones and copies A to a new matrix D , clones and copies I to a new matrix C , computes $D = D + I$ and $C = C + A$ using `SUNMatScaleAdd()`, and then verifies that $C = D$.
- `Test_SUNMatScaleAddI`: Given an input matrix A and an input identity matrix I , this clones and copies I to a new matrix B , computes $B = -B + I$ using `SUNMatScaleAddI()`, and verifies that the resulting matrix entries equal 0.
- `Test_SUNMatMatvecSetup`: verifies that `SUNMatMatvecSetup()` can be called.
- `Test_SUNMatMatvec`: Given an input matrix A and input vectors x and y such that $y = Ax$, this test has different behavior depending on whether A is square. If it is square, it clones and copies A to a new matrix B , computes $B = 3B + I$ using `SUNMatScaleAddI()`, clones y to new vectors w and z , computes $z = Bx$ using `SUNMatMatvec()`, computes $w = 3y + x$ using `N_VLinearSum`, and verifies that $w == z$. If A is not square, it just clones y to a new vector z , computes $z = Ax$ using `SUNMatMatvec()`, and verifies that $y = z$.
- `Test_SUNMatSpace`: verifies that `SUNMatSpace()` can be called, and outputs the results to `stdout`.

7.14 SUNMatrix functions used by CVODES

In Table 7.2, we list the matrix functions in the `SUNMatrix` module used within the CVODES package. The table also shows, for each function, which of the code modules uses the function. The main CVODES integrator does not call any `SUNMatrix` functions directly, so the table columns are specific to the CVLS interface and the CVBANDPRE and CVBBDPRE preconditioner modules. We further note that the CVLS interface only utilizes these routines when supplied with a *matrix-based* linear solver, i.e., the `SUNMatrix` object passed to `CVodeSetLinearSolver()` was not `NULL`.

At this point, we should emphasize that the CVODES user does not need to know anything about the usage of matrix functions by the CVODES code modules in order to use CVODES. The information is presented as an implementation detail for the interested reader.

Table 7.2: List of matrix functions usage by CVODES code modules

	CVLS	CVBANDPRE	CVBBDPRE
<code>SUNMatClone()</code>	x		
<code>SUNMatDestroy()</code>	x	x	x
<code>SUNMatZero()</code>	x	x	x
<code>SUNMatGetID()</code>	x		
<code>SUNMatCopy()</code>	x	x	x
<code>SUNMatScaleAddI()</code>	x	x	x
<code>SUNMatSpace()</code>	†	†	†

The matrix functions listed with a † symbol are optionally used, in that these are only called if they are implemented in the `SUNMatrix` module that is being used (i.e. their function pointers are non-`NULL`). The matrix functions listed in §7.1 that are *not* used by CVODES are: `SUNMatScaleAdd()` and `SUNMatMatvec()`. Therefore a user-supplied `SUNMatrix` module for CVODES could omit these functions.

We note that the CVBANDPRE and CVBBDPRE preconditioner modules are hard-coded to use the SUNDIALS-supplied band SUNMatrix type, so the most useful information above for user-supplied SUNMatrix implementations is the column relating the CVLS requirements.

Chapter 8

Linear Algebraic Solvers

For problems that require the solution of linear systems of equations, the SUNDIALS packages operate using generic linear solver modules defined through the [SUNLinearSolver](#), or “SUNLinSol”, API. This allows SUNDIALS packages to utilize any valid SUNLinSol implementation that provides a set of required functions. These functions can be divided into three categories. The first are the core linear solver functions. The second group consists of “set” routines to supply the linear solver object with functions provided by the SUNDIALS package, or for modification of solver parameters. The last group consists of “get” routines for retrieving artifacts (statistics, residual vectors, etc.) from the linear solver. All of these functions are defined in the header file `sundials/sundials_linearsolver.h`.

The implementations provided with SUNDIALS work in coordination with the SUNDIALS [N_Vector](#), and optionally [SUNMatrix](#), modules to provide a set of compatible data structures and solvers for the solution of linear systems using direct or iterative (matrix-based or matrix-free) methods. Moreover, advanced users can provide a customized `SUNLinearSolver` implementation to any SUNDIALS package, particularly in cases where they provide their own `N_Vector` and/or `SUNMatrix` modules.

Historically, the SUNDIALS packages have been designed to specifically leverage the use of either *direct linear solvers* or matrix-free, *scaled, preconditioned, iterative linear solvers*. However, matrix-based iterative linear solvers are also supported.

The iterative linear solvers packaged with SUNDIALS leverage scaling and preconditioning, as applicable, to balance error between solution components and to accelerate convergence of the linear solver. To this end, instead of solving the linear system $Ax = b$ directly, these apply the underlying iterative algorithm to the transformed system

$$\tilde{A}\tilde{x} = \tilde{b} \tag{8.1}$$

where

$$\begin{aligned} \tilde{A} &= S_1 P_1^{-1} A P_2^{-1} S_2^{-1}, \\ \tilde{b} &= S_1 P_1^{-1} b, \\ \tilde{x} &= S_2 P_2 x, \end{aligned} \tag{8.2}$$

and where

- P_1 is the left preconditioner,
- P_2 is the right preconditioner,
- S_1 is a diagonal matrix of scale factors for $P_1^{-1}b$,
- S_2 is a diagonal matrix of scale factors for P_2x .

SUNDIALS solvers request that iterative linear solvers stop based on the 2-norm of the scaled preconditioned residual meeting a prescribed tolerance, i.e.,

$$\|\tilde{b} - \tilde{A}\tilde{x}\|_2 < \text{tol}.$$

When provided an iterative SUNLinSol implementation that does not support the scaling matrices S_1 and S_2 , the SUNDIALS packages will adjust the value of tol accordingly (see the iterative linear tolerance section that follows for more details). In this case, they instead request that iterative linear solvers stop based on the criterion

$$\|P_1^{-1}b - P_1^{-1}Ax\|_2 < \text{tol}.$$

We note that the corresponding adjustments to tol in this case may not be optimal, in that they cannot balance error between specific entries of the solution x , only the aggregate error in the overall solution vector.

We further note that not all of the SUNDIALS-provided iterative linear solvers support the full range of the above options (e.g., separate left/right preconditioning), and that some of the SUNDIALS packages only utilize a subset of these options. Further details on these exceptions are described in the documentation for each SUNLinearSolver implementation, or for each SUNDIALS package.

For users interested in providing their own SUNLinSol module, the following section presents the SUNLinSol API and its implementation beginning with the definition of SUNLinSol functions in §8.1.1 – §8.1.3. This is followed by the definition of functions supplied to a linear solver implementation in §8.1.4. The linear solver return codes are described in Table 8.1. The SUNLinearSolver type and the generic SUNLinSol module are defined in §8.1.6. §8.1.8 lists the requirements for supplying a custom SUNLinSol module and discusses some intended use cases. Users wishing to supply their own SUNLinSol module are encouraged to use the SUNLinSol implementations provided with SUNDIALS as a template for supplying custom linear solver modules. The section that then follows describes the SUNLinSol functions required by this SUNDIALS package, and provides additional package specific details. Then the remaining sections of this chapter present the SUNLinSol modules provided with SUNDIALS.

8.1 The SUNLinearSolver API

The SUNLinSol API defines several linear solver operations that enable SUNDIALS packages to utilize this API. These functions can be divided into three categories. The first are the core linear solver functions. The second consist of “set” routines to supply the linear solver with functions provided by the SUNDIALS packages and to modify solver parameters. The final group consists of “get” routines for retrieving linear solver statistics. All of these functions are defined in the header file `sundials/sundials_linearsolver.h`.

8.1.1 SUNLinearSolver core functions

The core linear solver functions consist of two **required** functions: `SUNLinSolGetType()` returns the linear solver type, and `SUNLinSolSolve()` solves the linear system $Ax = b$.

The remaining **optional** functions return the solver ID (`SUNLinSolGetID()`), initialize the linear solver object once all solver-specific options have been set (`SUNLinSolInitialize()`), set up the linear solver object to utilize an updated matrix A (`SUNLinSolSetup()`), and destroy a linear solver object (`SUNLinSolFree()`).

enum **SUNLinearSolver_Type**

An identifier indicating the type of linear solver.

Note

See §8.1.8.1 for more information on intended use cases corresponding to the linear solver type.

enumerator `SUNLINEARSOLVER_DIRECT`

The linear solver requires a matrix, and computes an “exact” solution to the linear system defined by that matrix.

enumerator `SUNLINEARSOLVER_ITERATIVE`

The linear solver does not require a matrix (though one may be provided), and computes an inexact solution to the linear system using a matrix-free iterative algorithm. That is it solves the linear system defined by the package-supplied `ATimes` routine (see `SUNLinSolSetATimes()` below), even if that linear system differs from the one encoded in the matrix object (if one is provided). As the solver computes the solution only inexactly (or may diverge), the linear solver should check for solution convergence/accuracy as appropriate.

enumerator `SUNLINEARSOLVER_MATRIX_ITERATIVE`

The linear solver module requires a matrix, and computes an inexact solution to the linear system defined by that matrix using an iterative algorithm. That is it solves the linear system defined by the matrix object even if that linear system differs from that encoded by the package-supplied `ATimes` routine. As the solver computes the solution only inexactly (or may diverge), the linear solver should check for solution convergence/accuracy as appropriate.

enumerator `SUNLINEARSOLVER_MATRIX_EMBEDDED`

The linear solver sets up and solves the specified linear system at each linear solve call. Any matrix-related data structures are held internally to the linear solver itself, and are not provided by the SUNDIALS package.

***SUNLinearSolver_Type* `SUNLinSolGetType(SUNLinearSolver LS)`**

Returns the *SUNLinearSolver_Type* type identifier for the linear solver.

Usage:

```
type = SUNLinSolGetType(LS);
```

***SUNLinearSolver_ID* `SUNLinSolGetID(SUNLinearSolver LS)`**

Returns a non-negative linear solver identifier (of type `int`) for the linear solver *LS*.

Return value:

Non-negative linear solver identifier (of type `int`), defined by the enumeration `SUNLinearSolver_ID`, with values shown in Table 8.2 and defined in the `sundials_linearsolver.h` header file.

Usage:

```
id = SUNLinSolGetID(LS);
```

Note

It is recommended that a user-supplied `SUNLinearSolver` return the `SUNLINEARSOLVER_CUSTOM` identifier.

***SUNErrCode* `SUNLinSolInitialize(SUNLinearSolver LS)`**

Performs linear solver initialization (assuming that all solver-specific options have been set).

Return value:

A *SUNErrCode*.

Usage:

```
retval = SUNLinSolInitialize(LS);
```

int **SUNLinSolSetup**(*SUNLinearSolver* LS, *SUNMatrix* A)

Performs any linear solver setup needed, based on an updated system *SUNMatrix* A. This may be called frequently (e.g., with a full Newton method) or infrequently (for a modified Newton method), based on the type of integrator and/or nonlinear solver requesting the solves.

Return value:

Zero for a successful call, a positive value for a recoverable failure, and a negative value for an unrecoverable failure. Ideally this should return one of the generic error codes listed in [Table 8.1](#).

Usage:

```
retval = SUNLinSolSetup(LS, A);
```

int **SUNLinSolSolve**(*SUNLinearSolver* LS, *SUNMatrix* A, *N_Vector* x, *N_Vector* b, *sunrealtype* tol)

This *required* function solves a linear system $Ax = b$.

Arguments:

- *LS* – a *SUNLinSol* object.
- *A* – a *SUNMatrix* object.
- *x* – an *N_Vector* object containing the initial guess for the solution of the linear system on input, and the solution to the linear system upon return.
- *b* – an *N_Vector* object containing the linear system right-hand side.
- *tol* – the desired linear solver tolerance.

Return value:

Zero for a successful call, a positive value for a recoverable failure, and a negative value for an unrecoverable failure. Ideally this should return one of the generic error codes listed in [Table 8.1](#).

Notes:

Direct solvers: can ignore the *tol* argument.

Matrix-free solvers: (those that identify as *SUNLINEARSOLVER_ITERATIVE*) can ignore the *SUNMatrix* input *A*, and should rely on the matrix-vector product function supplied through the routine *SUNLinSolSetATimes()*.

Iterative solvers: (those that identify as *SUNLINEARSOLVER_ITERATIVE* or *SUNLINEARSOLVER_MATRIX_ITERATIVE*) should attempt to solve to the specified tolerance *tol* in a weighted 2-norm. If the solver does not support scaling then it should just use a 2-norm.

Matrix-embedded solvers: should ignore the *SUNMatrix* input *A* as this will be NULL. It is assumed that within this function, the solver will call interface routines from the relevant SUNDIALS package to directly form the linear system matrix *A*, and then solve $Ax = b$ before returning with the solution *x*.

Usage:

```
retval = SUNLinSolSolve(LS, A, x, b, tol);
```

SUNErrorCode **SUNLinSolFree**(*SUNLinearSolver* LS)

Frees memory allocated by the linear solver.

Return value:

A *SUNErrorCode*.

Usage:

```
retval = SUNLinSolFree(LS);
```

8.1.2 SUNLinearSolver “set” functions

The following functions supply linear solver modules with functions defined by the SUNDIALS packages and modify solver parameters. Only the routine for setting the matrix-vector product routine is required, and even then is only required for matrix-free linear solver modules. Otherwise, all other set functions are optional. SUNLinSol implementations that do not provide the functionality for any optional routine should leave the corresponding function pointer NULL instead of supplying a dummy routine.

SUNErrCode **SUNLinSolSetOptions**(*SUNLinearSolver* S, const char *LSid, const char *file_name, int argc, char *argv[])

This *optional* routine sets SUNLinearSolver options from an array of strings or a file.

Parameters

- **S** – the *SUNLinearSolver* object.
- **LSid** – the prefix for options to read. The default is “sunlinearsolver”.
- **file_name** – the name of a file containing options to read. If this is NULL or an empty string, “”, then no file is read.
- **argc** – length of the argv array.
- **argv** – an array of strings containing the options to set and their values.

Returns

SUNErrCode indicating success or failure.

Note

The argc and argv arguments are typically those supplied to the user’s main routine however, this is not required. The inputs are left unchanged by *SUNLinSolSetOptions()*.

If the LSid argument is NULL, then the default prefix, *sunlinearsolver*, must be used for all SUNLinearSolver options. Whether LSid is supplied or not, a “.” must be used to separate an option key from the prefix. For example, when using the default LSid, the option *sunlinearsolver.zero_guess* can be used to inform an iterative linear solver to use a zero-valued initial guess. When using a combination of SUNLinearSolver objects (e.g., for system and mass matrices within ARKStep), it is recommended that users call *SUNLinSolSetOptions()* for each linear solver using distinct LSid inputs, so that each solver object can be configured separately.

SUNLinearSolver options set via command-line arguments to *SUNLinSolSetOptions()* will overwrite any previously-set values. Options are set in the order they are given in argv and, if an option with the same prefix appears multiple times in argv, the value of the last occurrence will be used.

The supported options are documented within each SUNLinearSolver “set” routine. For options that take a *sunbooleantype* as input, use 1 to indicate true and 0 for false.

Warning

This function is not available in the Fortran interface.

File-based options are not yet supported, so the `file_name` argument should be set to either `NULL` or the empty string `""`.

Added in version 7.5.0.

SUNErrCode **SUNLinSolSetATimes**(*SUNLinearSolver* LS, void *A_data, *SUNATimesFn* ATimes)

Required for matrix-free linear solvers (otherwise optional).

Provides a *SUNATimesFn* function pointer, as well as a `void*` pointer to a data structure used by this routine, to the linear solver object *LS*. SUNDIALS packages call this function to set the matrix-vector product function to either a solver-provided difference-quotient via vector operations or a user-supplied solver-specific routine.

Return value:

A *SUNErrCode*.

Usage:

```
retval = SUNLinSolSetATimes(LS, A_data, ATimes);
```

SUNErrCode **SUNLinSolSetPreconditioner**(*SUNLinearSolver* LS, void *P_data, *SUNPSetupFn* Pset, *SUNPSolveFn* Psol)

This *optional* routine provides *SUNPSetupFn* and *SUNPSolveFn* function pointers that implement the preconditioner solves P_1^{-1} and P_2^{-1} from (8.2). This routine is called by a SUNDIALS package, which provides translation between the generic *Pset* and *Psol* calls and the package- or user-supplied routines.

Return value:

A *SUNErrCode*.

Usage:

```
retval = SUNLinSolSetPreconditioner(LS, Pdata, Pset, Psol);
```

SUNErrCode **SUNLinSolSetScalingVectors**(*SUNLinearSolver* LS, *N_Vector* s1, *N_Vector* s2)

This *optional* routine provides left/right scaling vectors for the linear system solve. Here, *s1* and *s2* are vectors of positive scale factors containing the diagonal of the matrices S_1 and S_2 from (8.2), respectively. Neither vector needs to be tested for positivity, and a `NULL` argument for either indicates that the corresponding scaling matrix is the identity.

Return value:

A *SUNErrCode*.

Usage:

```
retval = SUNLinSolSetScalingVectors(LS, s1, s2);
```

Warning

The vectors *s1* and *s2* should not be modified.

SUNErrCode **SUNLinSolSetZeroGuess**(*SUNLinearSolver* LS, *sunbooleantype* onoff)

This *optional* routine indicates if the upcoming *SUNLinSolSolve()* call will be made with a zero initial guess (`SUNTRUE`) or a non-zero initial guess (`SUNFALSE`).

Return value:

A *SUNErrCode*.

Usage:

```
retval = SUNLinSolSetZeroGuess(LS, onoff);
```

Notes:

It is assumed that the initial guess status is not retained across calls to *SUNLinSolSolve()*. As such, the linear solver interfaces in each of the SUNDIALS packages call *SUNLinSolSetZeroGuess()* prior to each call to *SUNLinSolSolve()*.

If supported by the SUNLinearSolver implementation, this routine will be called by *SUNLinSolSetOptions()* when using the key “LSid.zero_guess”.

8.1.3 SUNLinearSolver “get” functions

The following functions allow SUNDIALS packages to retrieve results from a linear solve. *All routines are optional.*

int **SUNLinSolNumIters**(*SUNLinearSolver* LS)

This *optional* routine should return the number of linear iterations performed in the most-recent “solve” call.

Usage:

```
its = SUNLinSolNumIters(LS);
```

sunrealtype **SUNLinSolResNorm**(*SUNLinearSolver* LS)

This *optional* routine should return the final residual norm from the most-recent “solve” call.

Usage:

```
rnorm = SUNLinSolResNorm(LS);
```

N_Vector **SUNLinSolResid**(*SUNLinearSolver* LS)

If an iterative method computes the preconditioned initial residual and returns with a successful solve without performing any iterations (i.e., either the initial guess or the preconditioner is sufficiently accurate), then this *optional* routine may be called by the SUNDIALS package. This routine should return the *N_Vector* containing the preconditioned initial residual vector.

Usage:

```
rvec = SUNLinSolResid(LS);
```

Notes:

Since *N_Vector* is actually a pointer, and the results are not modified, this routine should *not* require additional memory allocation. If the *SUNLinSol* object does not retain a vector for this purpose, then this function pointer should be set to NULL in the implementation.

sunindextype **SUNLinSolLastFlag**(*SUNLinearSolver* LS)

This *optional* routine should return the last error flag encountered within the linear solver. Although not called by the SUNDIALS packages directly, this may be called by the user to investigate linear solver issues after a failed solve.

Usage:

```
lflag = SUNLinSolLastFlag(LS);
```

SUNErrCode **SUNLinSolSpace**(*SUNLinearSolver* LS, long int *lenrwLS, long int *leniwLS)

This *optional* routine should return the storage requirements for the linear solver *LS*:

- *lrw* is a long int containing the number of sunrealtype words
- *liw* is a long int containing the number of integer words.

This function is advisory only, for use by users to help determine their total space requirements.

Return value:

A *SUNErrCode*.

Usage:

```
retval = SUNLinSolSpace(LS, &lrw, &liw);
```

Deprecated since version 7.3.0: Work space functions will be removed in version 8.0.0.

8.1.4 Functions provided by SUNDIALS packages

To interface with SUNLinSol modules, the SUNDIALS packages supply a variety of routines for evaluating the matrix-vector product, and setting up and applying the preconditioner. These package-provided routines translate between the user-supplied ODE, DAE, or nonlinear systems and the generic linear solver API. The function types for these routines are defined in the header file `sundials/sundials_iterative.h`, and are described below.

typedef int (***SUNATimesFn**)(void *A_data, *N_Vector* v, *N_Vector* z)

Computes the action of a matrix on a vector, performing the operation $z \leftarrow Av$. Memory for z will already be allocated prior to calling this function. The parameter *A_data* is a pointer to any information about A which the function needs in order to do its job. The vector v should be left unchanged.

Return value:

Zero for a successful call, and non-zero upon failure.

typedef int (***SUNPSetupFn**)(void *P_data)

Sets up any requisite problem data in preparation for calls to the corresponding *SUNPSolveFn*.

Return value:

Zero for a successful call, and non-zero upon failure.

typedef int (***SUNPSolveFn**)(void *P_data, *N_Vector* r, *N_Vector* z, *sunrealtype* tol, int lr)

Solves the preconditioner equation $Pz = r$ for the vector z . Memory for z will already be allocated prior to calling this function. The parameter *P_data* is a pointer to any information about P which the function needs in order to do its job (set up by the corresponding *SUNPSetupFn*). The parameter *lr* is input, and indicates whether P is to be taken as the left or right preconditioner: $lr = 1$ for left and $lr = 2$ for right. If preconditioning is on one side only, *lr* can be ignored. If the preconditioner is iterative, then it should strive to solve the preconditioner equation so that

$$\|Pz - r\|_{\text{wrms}} < \text{tol}$$

where the error weight vector for the WRMS norm may be accessed from the main package memory structure. The vector r should not be modified by the *SUNPSolveFn*.

Return value:

Zero for a successful call, a negative value for an unrecoverable failure condition, or a positive value for a recoverable failure condition (thus the calling routine may reattempt the solution after updating preconditioner data).

8.1.5 SUNLinearSolver return codes

The functions provided to SUNLinSol modules by each SUNDIALS package, and functions within the SUNDIALS-provided SUNLinSol implementations, utilize a common set of return codes, listed in Table 8.1. These adhere to a common pattern:

- 0 indicates success
- a positive value corresponds to a recoverable failure, and
- a negative value indicates a non-recoverable failure.

Aside from this pattern, the actual values of each error code provide additional information to the user in case of a linear solver failure.

Table 8.1: SUNLinSol error codes

Error code	Value	Meaning
SUN_SUCCESS	0	successful call or converged solve
SUNLS_ATIMES_NULL	-804	the <code>ATimes</code> function is NULL
SUNLS_ATIMES_FAIL_-UNREC	-805	an unrecoverable failure occurred in the <code>ATimes</code> routine
SUNLS_PSET_FAIL_-UNREC	-806	an unrecoverable failure occurred in the <code>Pset</code> routine
SUNLS_PSOLVE_NULL	-807	the preconditioner solve function is NULL
SUNLS_PSOLVE_FAIL_-UNREC	-808	an unrecoverable failure occurred in the <code>Psolve</code> routine
SUNLS_GS_FAIL	-810	a failure occurred during Gram-Schmidt orthogonalization (SPGMR/SPFGMR)
SUNLS_QRSOL_FAIL	-811	a singular SR matrix was encountered in a QR factorization (SPGMR/SPFGMR)
SUNLS_RES_REDUCED	801	an iterative solver reduced the residual, but did not converge to the desired tolerance
SUNLS_CONV_FAIL	802	an iterative solver did not converge (and the residual was not reduced)
SUNLS_ATIMES_FAIL_-REC	803	a recoverable failure occurred in the <code>ATimes</code> routine
SUNLS_PSET_FAIL_REC	804	a recoverable failure occurred in the <code>Pset</code> routine
SUNLS_PSOLVE_FAIL_-REC	805	a recoverable failure occurred in the <code>Psolve</code> routine
SUNLS_PACKAGE_FAIL_-REC	806	a recoverable failure occurred in an external linear solver package
SUNLS_QRFACT_FAIL	807	a singular matrix was encountered during a QR factorization (SPGMR/SPFGMR)
SUNLS_LUFACT_FAIL	808	a singular matrix was encountered during a LU factorization

8.1.6 The generic SUNLinearSolver module

SUNDIALS packages interact with linear solver implementations through the `SUNLinearSolver` class. A `SUNLinearSolver` is a pointer to the `_generic_SUNLinearSolver` structure:

```
typedef struct _generic_SUNLinearSolver *SUNLinearSolver
```

```
struct _generic_SUNLinearSolver
```

The structure defining the SUNDIALS linear solver class.

void ***content**

Pointer to the linear solver-specific member data

SUNLinearSolver_Ops **ops**

A virtual table of linear solver operations provided by a specific implementation

SUNContext **sunctx**

The SUNDIALS simulation context

The virtual table structure is defined as

```
typedef struct _generic_SUNLinearSolver_Ops *SUNLinearSolver_Ops
```

```
struct _generic_SUNLinearSolver_Ops
```

The structure defining *SUNLinearSolver* operations.

SUNLinearSolver_Type (***gettype**)(*SUNLinearSolver*)

The function implementing *SUNLinSolGetType()*

SUNLinearSolver_ID (***getid**)(*SUNLinearSolver*)

The function implementing *SUNLinSolGetID()*

SUNErrCode (***setatimes**)(*SUNLinearSolver*, void*, *SUNATimesFn*)

The function implementing *SUNLinSolSetATimes()*

SUNErrCode (***setpreconditioner**)(*SUNLinearSolver*, void*, *SUNPSSetupFn*, *SUNPSolveFn*)

The function implementing *SUNLinSolSetPreconditioner()*

SUNErrCode (***setscalingvectors**)(*SUNLinearSolver*, *N_Vector*, *N_Vector*)

The function implementing *SUNLinSolSetScalingVectors()*

SUNErrCode (***setoptions**)(*SUNLinearSolver*, const char *LSid, const char *file_name, int argc, char *argv[])

The function implementing *SUNLinSolSetOptions()*

SUNErrCode (***setzeroguess**)(*SUNLinearSolver*, *sunbooleantype*)

The function implementing *SUNLinSolSetZeroGuess()*

SUNErrCode (***initialize**)(*SUNLinearSolver*)

The function implementing *SUNLinSolInitialize()*

int (***setup**)(*SUNLinearSolver*, *SUNMatrix*)

The function implementing *SUNLinSolSetup()*

int (***solve**)(*SUNLinearSolver*, *SUNMatrix*, *N_Vector*, *N_Vector*, *sunrealtype*)

The function implementing *SUNLinSolSolve()*

int (***numiters**)(*SUNLinearSolver*)

The function implementing *SUNLinSolNumIters()*

sunrealtype (***resnorm**)(*SUNLinearSolver*)

The function implementing *SUNLinSolResNorm()*

sunindextype (***lastflag**)(*SUNLinearSolver*)

The function implementing *SUNLinSolLastFlag()*

SUNErrCode (***space**)(*SUNLinearSolver*, long int*, long int*)

The function implementing *SUNLinSolSpace()*

N_Vector (***resid**)(*SUNLinearSolver*)

The function implementing *SUNLinSolResid()*

SUNErrCode (***free**)(*SUNLinearSolver*)

The function implementing *SUNLinSolFree()*

The generic *SUNLinSol* class defines and implements the linear solver operations defined in §8.1.1 – §8.1.3. These routines are in fact only wrappers to the linear solver operations defined by a particular *SUNLinSol* implementation, which are accessed through the *ops* field of the *SUNLinearSolver* structure. To illustrate this point we show below the implementation of a typical linear solver operation from the *SUNLinearSolver* base class, namely *SUNLinSolInitialize()*, that initializes a *SUNLinearSolver* object for use after it has been created and configured, and returns a flag denoting a successful or failed operation:

```
int SUNLinSolInitialize(SUNLinearSolver S)
{
    return ((int) S->ops->initialize(S));
}
```

8.1.7 Compatibility of *SUNLinearSolver* modules

Not all *SUNLinearSolver* implementations are compatible with all *SUNMatrix* and *N_Vector* implementations provided in SUNDIALS. More specifically, all of the SUNDIALS iterative linear solvers (*SPGMR*, *SPFGMR*, *SPBCGS*, *SPTFQMR*, and *PCG*) are compatible with all of the SUNDIALS *N_Vector* modules, but the matrix-based direct *SUNLinSol* modules are specifically designed to work with distinct *SUNMatrix* and *N_Vector* modules. In the list below, we summarize the compatibility of each matrix-based *SUNLinearSolver* module with the various *SUNMatrix* and *N_Vector* modules. For a more thorough discussion of these compatibilities, we defer to the documentation for each individual *SUNLinSol* module in the sections that follow.

- *Dense*
 - *SUNMatrix*: *Dense* or user-supplied
 - *N_Vector*: *Serial*, *OpenMP*, *Pthreads*, or user-supplied
- *LapackDense*
 - *SUNMatrix*: *Dense* or user-supplied
 - *N_Vector*: *Serial*, *OpenMP*, *Pthreads*, or user-supplied
- *Band*
 - *SUNMatrix*: *Band* or user-supplied
 - *N_Vector*: *Serial*, *OpenMP*, *Pthreads*, or user-supplied
- *LapackBand*
 - *SUNMatrix*: *Band* or user-supplied
 - *N_Vector*: *Serial*, *OpenMP*, *Pthreads*, or user-supplied
- *KLU*
 - *SUNMatrix*: *Sparse* or user-supplied
 - *N_Vector*: *Serial*, *OpenMP*, *Pthreads*, or user-supplied
- *SuperLU_MT*
 - *SUNMatrix*: *Sparse* or user-supplied

- N_Vector: *Serial*, *OpenMP*, *Pthreads*, or user-supplied
- *SuperLU_Dist*
 - SUNMatrix: *SLUNRLOC* or user-supplied
 - N_Vector: *Serial*, *OpenMP*, *Pthreads*, *Parallel*, **hypr**, *PETSc*, or user-supplied
- *Magma Dense*
 - SUNMatrix: *Magma Dense* or user-supplied
 - N_Vector: *HIP*, *RAJA*, or user-supplied
- *OneMKL Dense*
 - SUNMatrix: *One MKL Dense* or user-supplied
 - N_Vector: *SYCL*, *RAJA*, or user-supplied
- *cuSolverSp batchQR*
 - SUNMatrix: *cuSparse* or user-supplied
 - N_Vector: *CUDA*, *RAJA*, or user-supplied

8.1.8 Implementing a custom SUNLinearSolver module

A particular implementation of the SUNLinearSolver module must:

- Specify the *content* field of the SUNLinSol module.
- Define and implement the required linear solver operations.

Note

The names of these routines should be unique to that implementation in order to permit using more than one SUNLinSol module (each with different SUNLinearSolver internal data representations) in the same code.

- Define and implement user-callable constructor and destructor routines to create and free a SUNLinearSolver with the new *content* field and with *ops* pointing to the new linear solver operations.

We note that the function pointers for all unsupported optional routines should be set to NULL in the *ops* structure. This allows the SUNDIALS package that is using the SUNLinSol object to know whether the associated functionality is supported.

To aid in the creation of custom SUNLinearSolver modules the generic SUNLinearSolver module provides the utility function `SUNLinSolNewEmpty()`. When used in custom SUNLinearSolver constructors this function will ease the introduction of any new optional linear solver operations to the SUNLinearSolver API by ensuring that only required operations need to be set.

SUNLinearSolver **SUNLinSolNewEmpty**(*SUNContext* sunctx)

This function allocates a new generic SUNLinearSolver object and initializes its content pointer and the function pointers in the operations structure to NULL.

Return value:

If successful, this function returns a SUNLinearSolver object. If an error occurs when allocating the object, then this routine will return NULL.

void **SUNLinSolFreeEmpty**(*SUNLinearSolver* LS)

This routine frees the generic `SUNLinearSolver` object, under the assumption that any implementation-specific data that was allocated within the underlying content structure has already been freed. It will additionally test whether the ops pointer is NULL, and, if it is not, it will free it as well.

Arguments:

- *LS* – a `SUNLinearSolver` object

Additionally, a `SUNLinearSolver` implementation *may* do the following:

- Define and implement additional user-callable “set” routines acting on the `SUNLinearSolver`, e.g., for setting various configuration options to tune the linear solver for a particular problem.
- Provide additional user-callable “get” routines acting on the `SUNLinearSolver` object, e.g., for returning various solve statistics.

enum **SUNLinearSolver_ID**

Each `SUNLinSol` implementation included in SUNDIALS has a unique identifier specified in enumeration and shown in Table 8.2. It is recommended that a user-supplied `SUNLinSol` implementation use the `SUNLINEAR-SOLVER_CUSTOM` identifier.

Table 8.2: Identifiers associated with `SUNLinearSolver` modules supplied with SUNDIALS

SUNLinSol ID	Linear solver type	ID Value
SUNLINEARSOLVER_BAND	Banded direct linear solver (internal)	0
SUNLINEARSOLVER_DENSE	Dense direct linear solver (internal)	1
SUNLINEARSOLVER_KLU	Sparse direct linear solver (KLU)	2
SUNLINEARSOLVER_LAPACKBAND	Banded direct linear solver (LAPACK)	3
SUNLINEARSOLVER_LAPACKDENSE	Dense direct linear solver (LAPACK)	4
SUNLINEARSOLVER_PCG	Preconditioned conjugate gradient iterative solver	5
SUNLINEARSOLVER_SPBCGS	Scaled-preconditioned BiCGStab iterative solver	6
SUNLINEARSOLVER_SPGMR	Scaled-preconditioned FGMRES iterative solver	7
SUNLINEARSOLVER_SPGMR	Scaled-preconditioned GMRES iterative solver	8
SUNLINEARSOLVER_SPTFQMR	Scaled-preconditioned TFQMR iterative solver	9
SUNLINEARSOLVER_SUPERLUDIST	Parallel sparse direct linear solver (SuperLU_Dist)	10
SUNLINEARSOLVER_SUPERLUMT	Threaded sparse direct linear solver (SuperLU_MT)	11
SUNLINEARSOLVER_CUSOLVERSP_BATCHQR	Sparse direct linear solver (CUDA)	12
SUNLINEARSOLVER_MAGMADENSE	Dense or block-dense direct linear solver (MAGMA)	13
SUNLINEARSOLVER_ONEMKLDENSE	Dense or block-dense direct linear solver (OneMKL)	14
SUNLINEARSOLVER_CUSTOM	User-provided custom linear solver	15

8.1.8.1 Intended use cases

The `SUNLinSol` and `SUNMATRIX` APIs are designed to require a minimal set of routines to ease interfacing with custom or third-party linear solver libraries. Many external solvers provide routines with similar functionality and thus may require minimal effort to wrap within custom `SUNMATRIX` and `SUNLinSol` implementations. As SUNDIALS

packages utilize generic SUNLinSol modules they may naturally leverage user-supplied SUNLinearSolver implementations, thus there exist a wide range of possible linear solver combinations. Some intended use cases for both the SUNDIALS-provided and user-supplied SUNLinSol modules are discussed in the sections below.

Direct linear solvers

Direct linear solver modules require a matrix and compute an “exact” solution to the linear system *defined by the matrix*. SUNDIALS packages strive to amortize the high cost of matrix construction by reusing matrix information for multiple nonlinear iterations or time steps. As a result, each package’s linear solver interface recomputes matrix information as infrequently as possible.

Alternative matrix storage formats and compatible linear solvers that are not currently provided by, or interfaced with, SUNDIALS can leverage this infrastructure with minimal effort. To do so, a user must implement custom SUNMATRIX and SUNLinSol wrappers for the desired matrix format and/or linear solver following the APIs described in §7 and §8. *This user-supplied SUNLinSol module must then self-identify as having SUNLINEARSOLVER_DIRECT type.*

Matrix-free iterative linear solvers

Matrix-free iterative linear solver modules do not require a matrix, and instead compute an inexact solution to the linear system *defined by the package-supplied ATimes routine*. SUNDIALS supplies multiple scaled, preconditioned iterative SUNLinSol modules that support scaling, allowing packages to handle non-dimensionalization, and users to define variables and equations as natural in their applications. However, for linear solvers that do not support left/right scaling, SUNDIALS packages must instead adjust the tolerance supplied to the linear solver to compensate (see the iterative linear tolerance section that follows for more details) – this strategy may be non-optimal since it cannot handle situations where the magnitudes of different solution components or equations vary dramatically within a single application.

To utilize alternative linear solvers that are not currently provided by, or interfaced with, SUNDIALS a user must implement a custom SUNLinSol wrapper for the linear solver following the API described in §8. *This user-supplied SUNLinSol module must then self-identify as having SUNLINEARSOLVER_ITERATIVE type.*

Matrix-based iterative linear solvers (reusing A)

Matrix-based iterative linear solver modules require a matrix and compute an inexact solution to the linear system *defined by the matrix*. This matrix will be updated infrequently and reused across multiple solves to amortize the cost of matrix construction. As in the direct linear solver case, only thin SUNMATRIX and SUNLinSol wrappers for the underlying matrix and linear solver structures need to be created to utilize such a linear solver. *This user-supplied SUNLinSol module must then self-identify as having SUNLINEARSOLVER_MATRIX_ITERATIVE type.*

At present, SUNDIALS has one example problem that uses this approach for wrapping a structured-grid matrix, linear solver, and preconditioner from the *hypre* library; this may be used as a template for other customized implementations (see `examples/arkode/CXX_parhyp/ark_heat2D_hypre.cpp`).

Matrix-based iterative linear solvers (current A)

For users who wish to utilize a matrix-based iterative linear solver where the matrix is *purely for preconditioning* and the linear system is *defined by the package-supplied ATimes routine*, we envision two current possibilities.

The preferred approach is for users to employ one of the SUNDIALS scaled, preconditioned iterative linear solver implementations (`SUNLinSol_SPGMR()`, `SUNLinSol_SPFGMR()`, `SUNLinSol_SPBCGS()`, `SUNLinSol_SPTFQMR()`, or `SUNLinSol_PCG()`) as the outer solver. The creation and storage of the preconditioner matrix, and interfacing with the corresponding matrix-based linear solver, can be handled through a package’s preconditioner “setup” and “solve”

functionality without creating SUNMATRIX and SUNLinSol implementations. This usage mode is recommended primarily because the SUNDIALS-provided modules support variable and equation scaling as described above.

A second approach supported by the linear solver APIs is as follows. If the SUNLinSol implementation is matrix-based, *self-identifies as having* `SUNLINEARSOLVER_ITERATIVE` type, and *also provides a non-NULL* `SUNLinSolSetATimes()` routine, then each SUNDIALS package will call that routine to attach its package-specific matrix-vector product routine to the SUNLinSol object. The SUNDIALS package will then call the SUNLinSol-provided `SUNLinSolSetup()` routine (infrequently) to update matrix information, but will provide current matrix-vector products to the SUNLinSol implementation through the package-supplied `SUNATimesFn` routine.

Application-specific linear solvers with embedded matrix structure

Many applications can exploit additional linear system structure arising from the implicit couplings in their model equations. In certain circumstances, the linear solve $Ax = b$ may be performed without the need for a global system matrix A , as the unfurmed A may be block diagonal or block triangular, and thus the overall linear solve may be performed through a sequence of smaller linear solves. In other circumstances, a linear system solve may be accomplished via specialized fast solvers, such as the fast Fourier transform, fast multipole method, or treecode, in which case no matrix structure may be explicitly necessary. In many of the above situations, construction and preprocessing of the linear system matrix A may be inexpensive, and thus increased performance may be possible if the current linear system information is used within every solve (instead of being lagged, as occurs with matrix-based solvers that reuse A).

To support such application-specific situations, SUNDIALS supports user-provided linear solvers with the `SUNLINEARSOLVER_MATRIX_EMBEDDED` type. For an application to leverage this support, it should define a custom SUNLinSol implementation having this type, that only needs to implement the required `SUNLinSolGetType()` and `SUNLinSolSolve()` operations. Within `SUNLinSolSolve()`, the linear solver implementation should call package-specific interface routines (e.g., `ARKStepGetNonlinearSystemData`, `CVodeGetNonlinearSystemData`, `IDAGetNonlinearSystemData`, `ARKStepGetCurrentGamma`, `CVodeGetCurrentGamma`, `IDAGetCurrentCj`, or `MRIStepGetCurrentGamma`) to construct the relevant system matrix A (or portions thereof), solve the linear system $Ax = b$, and return the solution vector x .

We note that when attaching this custom SUNLinearSolver object with the relevant SUNDIALS package `SetLinearSolver` routine, the input `SUNMatrix` A should be set to `NULL`.

For templates of such user-provided “matrix-embedded” SUNLinSol implementations, see the SUNDIALS examples `ark_analytic_mels.c`, `cvAnalytic_mels.c`, `cvsAnalytic_mels.c`, `idaAnalytic_mels.c`, and `idasAnalytic_mels.c`.

8.2 CVODES SUNLinearSolver interface

Table 8.3 below lists the SUNLinearSolver module linear solver functions used within the CVLS interface. As with the SUNMatrix module, we emphasize that the CVODES user does not need to know detailed usage of linear solver functions by the CVODES code modules in order to use CVODES. The information is presented as an implementation detail for the interested reader.

The linear solver functions listed below are marked with “x” to indicate that they are required, or with “†” to indicate that they are only called if they are non-NULL in the SUNLinearSolver implementation that is being used. Note:

1. `SUNLinSolNumIters` is only used to accumulate overall iterative linear solver statistics. If it is not implemented by the SUNLinearSolver module, then CVLS will consider all solves as requiring zero iterations.
2. Although CVLS does not call `SUNLinSolLastFlag` directly, this routine is available for users to query linear solver issues directly.
3. Although CVLS does not call `SUNLinSolFree` directly, this routine should be available for users to call when cleaning up from a simulation.

Table 8.3: List of linear solver function usage in the CVLS interface

	DIRECT	ITERATIVE	MATRIX_ITERATIVE
<code>SUNlinSolGetType()</code>	x	x	x
<code>SUNlinSolSetATimes()</code>	†	x	†
<code>SUNlinSolSetPreconditioner()</code>	†	†	†
<code>SUNlinSolSetScalingVectors()</code>	†	†	†
<code>SUNlinSolInitialize()</code>	x	x	x
<code>SUNlinSolSetup()</code>	x	x	x
<code>SUNlinSolSolve()</code>	x	x	x
¹ <code>SUNlinSolNumIters()</code>		†	†
² <code>SUNlinSolLastFlag()</code>			
³ <code>SUNlinSolFree()</code>			
<code>SUNlinSolSpace()</code>	†	†	†

Since there are a wide range of potential `SUNLinearSolver` use cases, the following subsections describe some details of the CVLS interface, in the case that interested users wish to develop custom `SUNLinearSolver` modules.

8.2.1 Lagged matrix information

If the `SUNLinearSolver` object self-identifies as having type `SUNLINEARSOLVER_DIRECT` or `SUNLINEARSOLVER_MATRIX_ITERATIVE`, then the `SUNLinearSolver` object solves a linear system *defined* by a `SUNMatrix` object. CVLS will update the matrix information infrequently according to the strategies outlined in §2. To this end, we differentiate between the *desired* linear system $Mx = b$ with $M = (I - \gamma J)$, and the *actual* linear system

$$\bar{M}\bar{x} = b \quad \Leftrightarrow \quad (I - \bar{\gamma}J)\bar{x} = b.$$

Since CVLS updates the `SUNMatrix` object infrequently, it is likely that $\gamma \neq \bar{\gamma}$, and in turn $M \neq \bar{M}$. When using a BDF method, after calling the `SUNLinearSolver`-provided `SUNlinSolSolve` routine, we test whether $\gamma/\bar{\gamma} \neq 1$, and if this is the case we scale the solution \bar{x} to correct the linear system solution x via

$$x = \frac{2}{1 + \gamma/\bar{\gamma}} \bar{x}. \quad (8.3)$$

The motivation for this selection of the scaling factor $c = 2/(1 + \gamma/\bar{\gamma})$ is discussed in detail in [15, 40]. In short, if we consider a stationary iteration for the linear system as consisting of a solve with \bar{M} followed by scaling by c , then for a linear constant-coefficient problem, the error in the solution vector will be reduced at each iteration by the error matrix $E = I - c\bar{M}^{-1}M$, with a convergence rate given by the spectral radius of E . Assuming that stiff systems have a spectrum spread widely over the left half-plane, c is chosen to minimize the magnitude of the eigenvalues of E .

8.2.2 Iterative linear solver tolerance

If the `SUNLinearSolver` object self-identifies as having type `SUNLINEARSOLVER_ITERATIVE` or `SUNLINEARSOLVER_MATRIX_ITERATIVE` then CVLS will set the input tolerance delta as described in §2.1. However, if the iterative linear solver does not support scaling matrices (i.e., the `SUNlinSolSetScalingVectors` routine is `NULL`), then CVLS will attempt to adjust the linear solver tolerance to account for this lack of functionality. To this end, the following assumptions are made:

1. All solution components have similar magnitude; hence the error weight vector W used in the WRMS norm (see §2.1) should satisfy the assumption

$$W_i \approx W_{mean}, \quad \text{for } i = 0, \dots, n-1.$$

2. The `SUNLinearSolver` object uses a standard 2-norm to measure convergence.

Since CVODES uses identical left and right scaling matrices, $S_1 = S_2 = S = \text{diag}(W)$, then the linear solver convergence requirement is converted as follows (using the notation from equations (8.1) – (8.2)):

$$\begin{aligned}
 & \|\tilde{b} - \tilde{A}\tilde{x}\|_2 < \text{tol} \\
 \Leftrightarrow & \|SP_1^{-1}b - SP_1^{-1}Ax\|_2 < \text{tol} \\
 \Leftrightarrow & \sum_{i=0}^{n-1} [W_i (P_1^{-1}(b - Ax))_i]^2 < \text{tol}^2 \\
 \Leftrightarrow & W_{mean}^2 \sum_{i=0}^{n-1} [(P_1^{-1}(b - Ax))_i]^2 < \text{tol}^2 \\
 \Leftrightarrow & \sum_{i=0}^{n-1} [(P_1^{-1}(b - Ax))_i]^2 < \left(\frac{\text{tol}}{W_{mean}}\right)^2 \\
 \Leftrightarrow & \|P_1^{-1}(b - Ax)\|_2 < \frac{\text{tol}}{W_{mean}}
 \end{aligned}$$

Therefore the tolerance scaling factor

$$W_{mean} = \|W\|_2 / \sqrt{n}$$

is computed and the scaled tolerance $\text{delta} = \text{tol} / W_{mean}$ is supplied to the `SUNLinearSolver` object.

8.3 The SUNLinSol_Band Module

The `SUNLinSol_Band` implementation of the `SUNLinearSolver` class is designed to be used with the corresponding `SUNMATRIX_BAND` matrix type, and one of the serial or shared-memory `N_Vector` implementations (`NVECTOR_SERIAL`, `NVECTOR_OPENMP` or `NVECTOR_PTHREADS`).

8.3.1 SUNLinSol_Band Usage

The header file to be included when using this module is `sunlinsol/sunlinsol_band.h`. The `SUNLinSol_Band` module is accessible from all SUNDIALS packages *without* linking to the `libsundials_sunlinsolband` module library.

The `SUNLinSol_Band` module provides the following user-callable constructor routine:

SUNLinearSolver **SUNLinSol_Band**(*N_Vector* y, *SUNMatrix* A, *SUNContext* sunctx)

This function creates and allocates memory for a band `SUNLinearSolver`.

Arguments:

- y – vector used to determine the linear system size
- A – matrix used to assess compatibility
- sunctx – the `SUNContext` object (see §4.2)

Return value:

New `SUNLinSol_Band` object, or NULL if either A or y are incompatible.

Notes:

This routine will perform consistency checks to ensure that it is called with consistent `N_Vector` and `SUNMatrix` implementations. These are currently limited to the `SUNMATRIX_BAND` matrix type and the

NVECTOR_SERIAL, NVECTOR_OPENMP, and NVECTOR_PTHREADS vector types. As additional compatible matrix and vector implementations are added to SUNDIALS, these will be included within this compatibility check.

Additionally, this routine will verify that the input matrix *A* is allocated with appropriate upper bandwidth storage for the *LU* factorization.

8.3.2 SUNLinSol_Band Description

The SUNLinSol_Band module defines the *content* field of a SUNLinearSolver to be the following structure:

```
struct _SUNLinearSolverContent_Band {  
    sunindextype N;  
    sunindextype *pivots;  
    sunindextype last_flag;  
};
```

These entries of the *content* field contain the following information:

- *N* - size of the linear system,
- *pivots* - index array for partial pivoting in LU factorization,
- *last_flag* - last error return flag from internal function evaluations.

This solver is constructed to perform the following operations:

- The “setup” call performs an *LU* factorization with partial (row) pivoting, $PA = LU$, where *P* is a permutation matrix, *L* is a lower triangular matrix with 1’s on the diagonal, and *U* is an upper triangular matrix. This factorization is stored in-place on the input SUNMATRIX_BAND object *A*, with pivoting information encoding *P* stored in the *pivots* array.
- The “solve” call performs pivoting and forward and backward substitution using the stored *pivots* array and the *LU* factors held in the SUNMATRIX_BAND object.
- *A* must be allocated to accommodate the increase in upper bandwidth that occurs during factorization. More precisely, if *A* is a band matrix with upper bandwidth *mu* and lower bandwidth *m1*, then the upper triangular factor *U* can have upper bandwidth as big as $smu = \text{MIN}(N-1, mu+m1)$. The lower triangular factor *L* has lower bandwidth *m1*.

The SUNLinSol_Band module defines band implementations of all “direct” linear solver operations listed in §8.1:

- SUNLinSolGetType_Band
- SUNLinSolInitialize_Band – this does nothing, since all consistency checks are performed at solver creation.
- SUNLinSolSetup_Band – this performs the *LU* factorization.
- SUNLinSolSolve_Band – this uses the *LU* factors and *pivots* array to perform the solve.
- SUNLinSolLastFlag_Band
- SUNLinSolSpace_Band – this only returns information for the storage *within* the solver object, i.e. storage for *N*, *last_flag*, and *pivots*.
- SUNLinSolFree_Band

8.4 The SUNLinSol_Dense Module

The SUNLinSol_Dense implementation of the SUNLinearSolver class is designed to be used with the corresponding SUNMATRIX_DENSE matrix type, and one of the serial or shared-memory N_Vector implementations (NVECTOR_SERIAL, NVECTOR_OPENMP or NVECTOR_PTHREADS).

8.4.1 SUNLinSol_Dense Usage

The header file to be included when using this module is `sunlinsol/sunlinsol_dense.h`. The SUNLinSol_Dense module is accessible from all SUNDIALS solvers *without* linking to the `libsundials_sunlinsoldense` module library.

The module SUNLinSol_Dense provides the following user-callable constructor routine:

SUNLinearSolver **SUNLinSol_Dense**(*N_Vector* y, *SUNMatrix* A, *SUNContext* sunctx)

This function creates and allocates memory for a dense SUNLinearSolver.

Arguments:

- y – vector used to determine the linear system size.
- A – matrix used to assess compatibility.
- sunctx – the *SUNContext* object (see §4.2)

Return value:

New SUNLinSol_Dense object, or NULL if either A or y are incompatible.

Notes:

This routine will perform consistency checks to ensure that it is called with consistent N_Vector and SUNMatrix implementations. These are currently limited to the SUNMATRIX_DENSE matrix type and the NVECTOR_SERIAL, NVECTOR_OPENMP, and NVECTOR_PTHREADS vector types. As additional compatible matrix and vector implementations are added to SUNDIALS, these will be included within this compatibility check.

8.4.2 SUNLinSol_Dense Description

The SUNLinSol_Dense module defines the *content* field of a SUNLinearSolver to be the following structure:

```
struct _SUNLinearSolverContent_Dense {
    sunindextype N;
    sunindextype *pivots;
    sunindextype last_flag;
};
```

These entries of the *content* field contain the following information:

- N - size of the linear system,
- pivots - index array for partial pivoting in LU factorization,
- last_flag - last error return flag from internal function evaluations.

This solver is constructed to perform the following operations:

- The “setup” call performs an *LU* factorization with partial (row) pivoting ($\mathcal{O}(N^3)$ cost), $PA = LU$, where *P* is a permutation matrix, *L* is a lower triangular matrix with 1’s on the diagonal, and *U* is an upper triangular matrix.

This factorization is stored in-place on the input `SUNMATRIX_DENSE` object A , with pivoting information encoding P stored in the `pivots` array.

- The “solve” call performs pivoting and forward and backward substitution using the stored `pivots` array and the LU factors held in the `SUNMATRIX_DENSE` object ($\mathcal{O}(N^2)$ cost).

The `SUNLinSol_Dense` module defines dense implementations of all “direct” linear solver operations listed in §8.1:

- `SUNLinSolGetType_Dense`
- `SUNLinSolInitialize_Dense` – this does nothing, since all consistency checks are performed at solver creation.
- `SUNLinSolSetup_Dense` – this performs the LU factorization.
- `SUNLinSolSolve_Dense` – this uses the LU factors and `pivots` array to perform the solve.
- `SUNLinSolLastFlag_Dense`
- `SUNLinSolSpace_Dense` – this only returns information for the storage *within* the solver object, i.e. storage for `N`, `last_flag`, and `pivots`.
- `SUNLinSolFree_Dense`

8.5 The `SUNLinSol_KLU` Module

The `SUNLinSol_KLU` implementation of the `SUNLinearSolver` class is designed to be used with the corresponding `SUNMATRIX_SPARSE` matrix type, and one of the serial or shared-memory `N_Vector` implementations (`NVECTOR_SERIAL`, `NVECTOR_OPENMP`, or `NVECTOR_PTHREADS`).

8.5.1 `SUNLinSol_KLU` Usage

The header file to be included when using this module is `sunlinsol/sunlinsol_klu.h`. The installed module library to link to is `libsundials_sunlinsolklu.lib` where `.lib` is typically `.so` for shared libraries and `.a` for static libraries.

The module `SUNLinSol_KLU` provides the following additional user-callable routines:

SUNLinearSolver **`SUNLinSol_KLU`**(*`N_Vector`* y , *`SUNMatrix`* A , *`SUNContext`* $sunctx$)

This constructor function creates and allocates memory for a `SUNLinSol_KLU` object.

Arguments:

- y – vector used to determine the linear system size.
- A – matrix used to assess compatibility.
- $sunctx$ – the *`SUNContext`* object (see §4.2)

Return value:

New `SUNLinSol_KLU` object, or `NULL` if either A or y are incompatible.

Notes:

This routine will perform consistency checks to ensure that it is called with consistent `N_Vector` and `SUNMatrix` implementations. These are currently limited to the `SUNMATRIX_SPARSE` matrix type (using either CSR or CSC storage formats) and the `NVECTOR_SERIAL`, `NVECTOR_OPENMP`, and `NVECTOR_PTHREADS` vector types. As additional compatible matrix and vector implementations are added to SUNDIALS, these will be included within this compatibility check.

SUNErrCode **SUNLinSol_KLUReInit**(*SUNLinearSolver* S, *SUNMatrix* A, *sunindextype* nnz, int reinit_type)

This function reinitializes memory and flags for a new factorization (symbolic and numeric) to be conducted at the next solver setup call. This routine is useful in the cases where the number of nonzeros has changed or if the structure of the linear system has changed which would require a new symbolic (and numeric factorization).

Arguments:

- *S* – existing SUNLinSol_KLU object to reinitialize.
- *A* – sparse SUNMatrix matrix (with updated structure) to use for reinitialization.
- *nnz* – maximum number of nonzeros expected for Jacobian matrix.
- *reinit_type* – governs the level of reinitialization. The allowed values are:
 1. The Jacobian matrix will be destroyed and a new one will be allocated based on the *nnz* value passed to this call. New symbolic and numeric factorizations will be completed at the next solver setup.
 2. Only symbolic and numeric factorizations will be completed. It is assumed that the Jacobian size has not exceeded the size of *nnz* given in the sparse matrix provided to the original constructor routine (or the previous SUNKLUReInit call).

Return value:

- A *SUNErrCode*

Notes:

This routine assumes no other changes to solver use are necessary.

SUNErrCode **SUNLinSol_KLUSetOrdering**(*SUNLinearSolver* S, int ordering_choice)

This function sets the ordering used by KLU for reducing fill in the linear solve.

Arguments:

- *S* – existing SUNLinSol_KLU object to update.
- *ordering_choice* – type of ordering to use, options are:
 0. AMD,
 1. COLAMD, and
 2. the natural ordering.

The default is 1 for COLAMD.

Return value:

- A *SUNErrCode*

Notes:

This routine will be called by *SUNLinSolSetOptions()* when using the key “LSid.ordering”.

sun_klu_symbolic ***SUNLinSol_KLUGetSymbolic**(*SUNLinearSolver* S)

This function returns a pointer to the KLU symbolic factorization stored in the SUNLinSol_KLU content structure.

type **sun_klu_symbolic**

This type is an alias that depends on the SUNDIALS index size, see *sunindextype* and *SUNDIALS_INDEX_SIZE*. It is equivalent to:

- *klu_symbolic* when SUNDIALS is compiled with 32-bit indices
- *klu_l_symbolic* when SUNDIALS is compiled with 64-bit indices

sun_klu_numeric *SUNLinSol_KLUGetNumeric(*SUNLinearSolver* S)

This function returns a pointer to the KLU numeric factorization stored in the SUNLinSol_KLU content structure.

type **sun_klu_numeric**

This type is an alias that depends on the SUNDIALS index size, see *sunindextype* and *SUNDIALS_INDEX_SIZE*. It is equivalent to:

- *klu_numeric* when SUNDIALS is compiled with 32-bit indices
- *klu_l_numeric* when SUNDIALS is compiled with 64-bit indices

sun_klu_common *SUNLinSol_KLUGetCommon(*SUNLinearSolver* S)

This function returns a pointer to the KLU common structure stored in the SUNLinSol_KLU content structure.

type **sun_klu_common**

This type is an alias that depends on the SUNDIALS index size, see *sunindextype* and *SUNDIALS_INDEX_SIZE*. It is equivalent to:

- *klu_common* when SUNDIALS is compiled with 32-bit indices
- *klu_l_common* when SUNDIALS is compiled with 64-bit indices

8.5.2 SUNLinSol_KLU Description

The SUNLinSol_KLU module defines the *content* field of a *SUNLinearSolver* to be the following structure:

```
struct _SUNLinearSolverContent_KLU {  
    int          last_flag;  
    int          first_factorize;  
    sun_klu_symbolic *symbolic;  
    sun_klu_numeric *numeric;  
    sun_klu_common common;  
    sunindextype  (*klu_solver)(sun_klu_symbolic*, sun_klu_numeric*,  
                                sunindextype, sunindextype,  
                                double*, sun_klu_common*);  
};
```

These entries of the *content* field contain the following information:

- *last_flag* - last error return flag from internal function evaluations,
- *first_factorize* - flag indicating whether the factorization has ever been performed,
- *symbolic* - KLU storage structure for symbolic factorization components, with underlying type *klu_symbolic* or *klu_l_symbolic*, depending on whether SUNDIALS was installed with 32-bit versus 64-bit indices, respectively,
- *numeric* - KLU storage structure for numeric factorization components, with underlying type *klu_numeric* or *klu_l_numeric*, depending on whether SUNDIALS was installed with 32-bit versus 64-bit indices, respectively,
- *common* - storage structure for common KLU solver components, with underlying type *klu_common* or *klu_l_common*, depending on whether SUNDIALS was installed with 32-bit versus 64-bit indices, respectively,
- *klu_solver* – pointer to the appropriate KLU solver function (depending on whether it is using a CSR or CSC sparse matrix, and on whether SUNDIALS was installed with 32-bit or 64-bit indices).

The `SUNLinSol_KLU` module is a `SUNLinearSolver` wrapper for the KLU sparse matrix factorization and solver library written by Tim Davis and collaborators ([4, 24]). In order to use the `SUNLinSol_KLU` interface to KLU, it is assumed that KLU has been installed on the system prior to installation of SUNDIALS, and that SUNDIALS has been configured appropriately to link with KLU (see §11.3.22 for details). Additionally, this wrapper only supports double-precision calculations, and therefore cannot be compiled if SUNDIALS is configured to have `sunrealtype` set to either `extended` or `single` (see §4.1 for details). Since the KLU library supports both 32-bit and 64-bit integers, this interface will be compiled for either of the available `sunindextype` options.

The KLU library has a symbolic factorization routine that computes the permutation of the linear system matrix to block triangular form and the permutations that will pre-order the diagonal blocks (the only ones that need to be factored) to reduce fill-in (using AMD, COLAMD, CHOLAMD, natural, or an ordering given by the user). Of these ordering choices, the default value in the `SUNLinSol_KLU` module is the COLAMD ordering.

KLU breaks the factorization into two separate parts. The first is a symbolic factorization and the second is a numeric factorization that returns the factored matrix along with final pivot information. KLU also has a refactor routine that can be called instead of the numeric factorization. This routine will reuse the pivot information. This routine also returns diagnostic information that a user can examine to determine if numerical stability is being lost and a full numerical factorization should be done instead of the refactor.

Since the linear systems that arise within the context of SUNDIALS calculations will typically have identical sparsity patterns, the `SUNLinSol_KLU` module is constructed to perform the following operations:

- The first time that the “setup” routine is called, it performs the symbolic factorization, followed by an initial numerical factorization.
- On subsequent calls to the “setup” routine, it calls the appropriate KLU “refactor” routine, followed by estimates of the numerical conditioning using the relevant “rcond”, and if necessary “condest”, routine(s). If these estimates of the condition number are larger than $\varepsilon^{-2/3}$ (where ε is the double-precision unit roundoff), then a new factorization is performed.
- The module includes the routine `SUNKLUReInit`, that can be called by the user to force a full refactorization at the next “setup” call.
- The “solve” call performs pivoting and forward and backward substitution using the stored KLU data structures. We note that in this solve KLU operates on the native data arrays for the right-hand side and solution vectors, without requiring costly data copies.

The `SUNLinSol_KLU` module defines implementations of all “direct” linear solver operations listed in §8.1:

- `SUNLinSolGetType_KLU`
- `SUNLinSolInitialize_KLU` – this sets the `first_factorize` flag to 1, forcing both symbolic and numerical factorizations on the subsequent “setup” call.
- `SUNLinSolSetup_KLU` – this performs either a *LU* factorization or refactorization of the input matrix.
- `SUNLinSolSolve_KLU` – this calls the appropriate KLU solve routine to utilize the *LU* factors to solve the linear system.
- `SUNLinSolLastFlag_KLU`
- `SUNLinSolSpace_KLU` – this only returns information for the storage within the solver *interface*, i.e. storage for the integers `last_flag` and `first_factorize`. For additional space requirements, see the KLU documentation.
- `SUNLinSolFree_KLU`

8.6 The SUNLinSol_LapackBand Module

The SUNLinSol_LapackBand implementation of the SUNLinearSolver class is designed to be used with the corresponding SUNMATRIX_BAND matrix type, and one of the serial or shared-memory N_Vector implementations (NVECTOR_SERIAL, NVECTOR_OPENMP, or NVECTOR_PTHREADS). The

8.6.1 SUNLinSol_LapackBand Usage

The header file to be included when using this module is sunlinsol/sunlinsol_lapackband.h. The installed module library to link to is libsundials_sunlinsollapackband.lib where .lib is typically .so for shared libraries and .a for static libraries.

The module SUNLinSol_LapackBand provides the following user-callable routine:

SUNLinearSolver **SUNLinSol_LapackBand**(*N_Vector* y, *SUNMatrix* A, *SUNContext* sunctx)

This function creates and allocates memory for a LAPACK band SUNLinearSolver.

Arguments:

- y – vector used to determine the linear system size.
- A – matrix used to assess compatibility.
- sunctx – the *SUNContext* object (see §4.2)

Return value:

New SUNLinSol_LapackBand object, or NULL if either A or y are incompatible.

Notes:

This routine will perform consistency checks to ensure that it is called with consistent N_Vector and SUNMatrix implementations. These are currently limited to the SUNMATRIX_BAND matrix type and the NVECTOR_SERIAL, NVECTOR_OPENMP, and NVECTOR_PTHREADS vector types. As additional compatible matrix and vector implementations are added to SUNDIALS, these will be included within this compatibility check.

Additionally, this routine will verify that the input matrix A is allocated with appropriate upper bandwidth storage for the LU factorization.

8.6.2 SUNLinSol_LapackBand Description

SUNLinSol_LapackBand module defines the *content* field of a SUNLinearSolver to be the following structure:

```
struct _SUNLinearSolverContent_Band {  
    sunindextype N;  
    sunindextype *pivots;  
    sunindextype last_flag;  
};
```

These entries of the *content* field contain the following information:

- N - size of the linear system,
- pivots - index array for partial pivoting in LU factorization,
- last_flag - last error return flag from internal function evaluations.

The `SUNLinSol_LapackBand` module is a `SUNLinearSolver` wrapper for the LAPACK band matrix factorization and solve routines, `*GBTRF` and `*GBTRS`, where `*` is either `D` or `S`, depending on whether SUNDIALS was configured to have `sunrealtype` set to `double` or `single`, respectively (see §4.1 for details). In order to use the `SUNLinSol_LapackBand` module it is assumed that LAPACK has been installed on the system prior to installation of SUNDIALS, and that SUNDIALS has been configured appropriately to link with LAPACK (see §11.3.25 for details). We note that since there do not exist 128-bit floating-point factorization and solve routines in LAPACK, this interface cannot be compiled when using extended precision for `sunrealtype`. Similarly, since there do not exist 64-bit integer LAPACK routines, the `SUNLinSol_LapackBand` module also cannot be compiled when using `int64_t` for the `sunindextype`.

This solver is constructed to perform the following operations:

- The “setup” call performs an LU factorization with partial (row) pivoting, $PA = LU$, where P is a permutation matrix, L is a lower triangular matrix with 1’s on the diagonal, and U is an upper triangular matrix. This factorization is stored in-place on the input `SUNMATRIX_BAND` object A , with pivoting information encoding P stored in the `pivots` array.
- The “solve” call performs pivoting and forward and backward substitution using the stored `pivots` array and the LU factors held in the `SUNMATRIX_BAND` object.
- A must be allocated to accommodate the increase in upper bandwidth that occurs during factorization. More precisely, if A is a band matrix with upper bandwidth `mu` and lower bandwidth `m1`, then the upper triangular factor U can have upper bandwidth as big as $\text{smu} = \text{MIN}(N-1, \text{mu}+\text{m1})$. The lower triangular factor L has lower bandwidth `m1`.

The `SUNLinSol_LapackBand` module defines band implementations of all “direct” linear solver operations listed in §8.1:

- `SUNLinSolGetType_LapackBand`
- `SUNLinSolInitialize_LapackBand` – this does nothing, since all consistency checks are performed at solver creation.
- `SUNLinSolSetup_LapackBand` – this calls either `DGBTRF` or `SGBTRF` to perform the LU factorization.
- `SUNLinSolSolve_LapackBand` – this calls either `DGBTRS` or `SGBTRS` to use the LU factors and `pivots` array to perform the solve.
- `SUNLinSolLastFlag_LapackBand`
- `SUNLinSolSpace_LapackBand` – this only returns information for the storage *within* the solver object, i.e. storage for `N`, `last_flag`, and `pivots`.
- `SUNLinSolFree_LapackBand`

8.7 The SUNLinSol_LapackDense Module

The `SUNLinSol_LapackDense` implementation of the `SUNLinearSolver` class is designed to be used with the corresponding `SUNMATRIX_DENSE` matrix type, and one of the serial or shared-memory `N_Vector` implementations (`NVECTOR_SERIAL`, `NVECTOR_OPENMP`, or `NVECTOR_PTHREADS`).

8.7.1 SUNLinSol_LapackDense Usage

The header file to be included when using this module is `sunlinsol/sunlinsol_lapackdense.h`. The installed module library to link to is `libsundials_sunlinsollapackdense.lib` where `.lib` is typically `.so` for shared libraries and `.a` for static libraries.

The module `SUNLinSol_LapackDense` provides the following additional user-callable constructor routine:

SUNLinearSolver **SUNLinSol_LapackDense**(*N_Vector* y, *SUNMatrix* A, *SUNContext* sunctx)

This function creates and allocates memory for a LAPACK dense *SUNLinearSolver*.

Arguments:

- y – vector used to determine the linear system size.
- A – matrix used to assess compatibility.
- sunctx – the *SUNContext* object (see §4.2)

Return value:

New *SUNLinSol_LapackDense* object, or NULL if either A or y are incompatible.

Notes:

This routine will perform consistency checks to ensure that it is called with consistent *N_Vector* and *SUNMatrix* implementations. These are currently limited to the *SUNMATRIX_DENSE* matrix type and the *NVECTOR_SERIAL*, *NVECTOR_OPENMP*, and *NVECTOR_PTHREADS* vector types. As additional compatible matrix and vector implementations are added to SUNDIALS, these will be included within this compatibility check.

8.7.2 SUNLinSol_LapackDense Description

The *SUNLinSol_LapackDense* module defines the *content* field of a *SUNLinearSolver* to be the following structure:

```
struct _SUNLinearSolverContent_Dense {
    sunindextype N;
    sunindextype *pivots;
    sunindextype last_flag;
};
```

These entries of the *content* field contain the following information:

- N - size of the linear system,
- pivots - index array for partial pivoting in LU factorization,
- last_flag - last error return flag from internal function evaluations.

The *SUNLinSol_LapackDense* module is a *SUNLinearSolver* wrapper for the LAPACK dense matrix factorization and solve routines, *GETRF and *GETRS, where * is either D or S, depending on whether SUNDIALS was configured to have *sunrealtype* set to double or single, respectively (see §4.1 for details). In order to use the *SUNLinSol_LapackDense* module it is assumed that LAPACK has been installed on the system prior to installation of SUNDIALS, and that SUNDIALS has been configured appropriately to link with LAPACK (see §11.3.25 for details). We note that since there do not exist 128-bit floating-point factorization and solve routines in LAPACK, this interface cannot be compiled when using extended precision for *sunrealtype*. Similarly, since there do not exist 64-bit integer LAPACK routines, the *SUNLinSol_LapackDense* module also cannot be compiled when using *int64_t* for the *sunindextype*.

This solver is constructed to perform the following operations:

- The “setup” call performs an *LU* factorization with partial (row) pivoting ($\mathcal{O}(N^3)$ cost), $PA = LU$, where *P* is a permutation matrix, *L* is a lower triangular matrix with 1’s on the diagonal, and *U* is an upper triangular matrix. This factorization is stored in-place on the input *SUNMATRIX_DENSE* object *A*, with pivoting information encoding *P* stored in the *pivots* array.
- The “solve” call performs pivoting and forward and backward substitution using the stored *pivots* array and the *LU* factors held in the *SUNMATRIX_DENSE* object ($\mathcal{O}(N^2)$ cost).

The *SUNLinSol_LapackDense* module defines dense implementations of all “direct” linear solver operations listed in §8.1:

- `SUNLinSolGetType_LapackDense`
- `SUNLinSolInitialize_LapackDense` – this does nothing, since all consistency checks are performed at solver creation.
- `SUNLinSolSetup_LapackDense` – this calls either `DGETRF` or `SGETRF` to perform the LU factorization.
- `SUNLinSolSolve_LapackDense` – this calls either `DGETRS` or `SGETRS` to use the LU factors and `pivots` array to perform the solve.
- `SUNLinSolLastFlag_LapackDense`
- `SUNLinSolSpace_LapackDense` – this only returns information for the storage *within* the solver object, i.e. storage for `N`, `last_flag`, and `pivots`.
- `SUNLinSolFree_LapackDense`

8.8 The SUNLinSol_MagmaDense Module

The `SUNLinearSolver_MagmaDense` implementation of the `SUNLinearSolver` class is designed to be used with the `SUNMATRIX_MAGMADENSE` matrix, and a GPU-enabled vector. The header file to include when using this module is `sunlinsol/sunlinsol_magmadense.h`. The installed library to link to is `libsundials_sunlinsolmagmadense.lib` where `lib` is typically `.so` for shared libraries and `.a` for static libraries.

Warning

The `SUNLinearSolver_MagmaDense` module is experimental and subject to change.

8.8.1 SUNLinearSolver_MagmaDense Description

The `SUNLinearSolver_MagmaDense` implementation provides an interface to the dense LU and dense batched LU methods in the [MAGMA](#) linear algebra library [64]. The batched LU methods are leveraged when solving block diagonal linear systems of the form

$$\begin{bmatrix} \mathbf{A}_0 & 0 & \cdots & 0 \\ 0 & \mathbf{A}_1 & \cdots & 0 \\ \vdots & \vdots & \ddots & \vdots \\ 0 & 0 & \cdots & \mathbf{A}_{n-1} \end{bmatrix} x_j = b_j.$$

8.8.2 SUNLinearSolver_MagmaDense Functions

The `SUNLinearSolver_MagmaDense` module defines implementations of all “direct” linear solver operations listed in §8.1:

- `SUNLinSolGetType_MagmaDense`
- `SUNLinSolInitialize_MagmaDense`
- `SUNLinSolSetup_MagmaDense`
- `SUNLinSolSolve_MagmaDense`
- `SUNLinSolLastFlag_MagmaDense`
- `SUNLinSolFree_MagmaDense`

In addition, the module provides the following user-callable routines:

SUNLinearSolver **SUNLinSol_MagmaDense**(*N_Vector* y, *SUNMatrix* A, *SUNContext* sunctx)

This constructor function creates and allocates memory for a *SUNLinearSolver* object.

Arguments:

- y – a vector for checking compatibility with the solver.
- A – a *SUNMATRIX_MAGMADENSE* matrix for checking compatibility with the solver.
- sunctx – the *SUNContext* object (see §4.2)

Return value:

If successful, a *SUNLinearSolver* object. If either A or y are incompatible then this routine will return NULL. This routine analyzes the input matrix and vector to determine the linear system size and to assess compatibility with the solver.

SUNErrCode **SUNLinSol_MagmaDense_SetAsync**(*SUNLinearSolver* LS, *sunbooleantype* onoff)

This function can be used to toggle the linear solver between asynchronous and synchronous modes. In asynchronous mode (default), *SUNLinearSolver* operations are asynchronous with respect to the host. In synchronous mode, the host and GPU device are synchronized prior to the operation returning.

Arguments:

- LS – a *SUNLinSol_MagmaDense* object
- onoff – 0 for synchronous mode or 1 for asynchronous mode (default 1)

Return value:

- A *SUNErrCode*

Notes:

This routine will be called by *SUNLinSolSetOptions()* when using the key “LSid.async”.

8.8.3 *SUNLinearSolver_MagmaDense* Content

The *SUNLinearSolver_MagmaDense* module defines the object *content* field of a *SUNLinearSolver* to be the following structure:

```
struct _SUNLinearSolverContent_MagmaDense {
    int          last_flag;
    sunbooleantype async;
    sunindextype N;
    SUNMemory    pivots;
    SUNMemory    pivotsarr;
    SUNMemory    dpivotsarr;
    SUNMemory    infoarr;
    SUNMemory    rhsarr;
    SUNMemoryHelper memhelp;
    magma_queue_t q;
};
```

8.9 The SUNLinSol_OneMklDense Module

The SUNLinearSolver_OneMklDense implementation of the SUNLinearSolver class interfaces to the direct linear solvers from the [Intel oneAPI Math Kernel Library \(oneMKL\)](#) for solving dense systems or block-diagonal systems with dense blocks. This linear solver is best paired with the SUNMatrix_OneMklDense matrix.

The header file to include when using this class is `sunlinsol/sunlinsol_onemkldense.h`. The installed library to link to is `libsundials_sunlinsolonemkldense.lib` where `lib` is typically `.so` for shared libraries and `.a` for static libraries.

Warning

The SUNLinearSolver_OneMklDense class is experimental and subject to change.

8.9.1 SUNLinearSolver_OneMklDense Functions

The SUNLinearSolver_OneMklDense class defines implementations of all “direct” linear solver operations listed in §8.1:

- `SUNLinSolGetType_OneMklDense` – returns `SUNLINEARSOLVER_ONEMKLDENSE`
- `SUNLinSolInitialize_OneMklDense`
- `SUNLinSolSetup_OneMklDense`
- `SUNLinSolSolve_OneMklDense`
- `SUNLinSolLastFlag_OneMklDense`
- `SUNLinSolFree_OneMklDense`

In addition, the class provides the following user-callable routines:

SUNLinearSolver **SUNLinSol_OneMklDense**(*N_Vector* y, *SUNMatrix* A, *SUNContext* sunctx)

This constructor function creates and allocates memory for a SUNLinearSolver object.

Arguments:

- *y* – a vector for checking compatibility with the solver.
- *A* – a SUNMatrix_OneMklDense matrix for checking compatibility with the solver.
- *sunctx* – the *SUNContext* object (see §4.2)

Return value:

If successful, a SUNLinearSolver object. If either *A* or *y* are incompatible then this routine will return NULL. This routine analyzes the input matrix and vector to determine the linear system size and to assess compatibility with the solver.

8.9.2 SUNLinearSolver_OneMklDense Usage Notes

Warning

The SUNLinearSolver_OneMklDense class only supports 64-bit indexing, thus SUNDIALS must be built for 64-bit indexing to use this class.

When using the `SUNLinearSolver_OneMklDense` class with a SUNDIALS package (e.g. CVODE), the queue given to the matrix is also used for the linear solver.

8.10 The SUNLinSol_PCG Module

The `SUNLinSol_PCG` implementation of the `SUNLinearSolver` class performs the PCG (Preconditioned Conjugate Gradient [36]) method; this is an iterative linear solver that is designed to be compatible with any `N_Vector` implementation that supports a minimal subset of operations (`N_VClone()`, `N_VDotProd()`, `N_VScale()`, `N_VLinearSum()`, `N_VProd()`, and `N_VDestroy()`). Unlike the SPGMR and SPFGMR algorithms, PCG requires a fixed amount of memory that does not increase with the number of allowed iterations.

Unlike all of the other iterative linear solvers supplied with SUNDIALS, PCG should only be used on *symmetric* linear systems (e.g. mass matrix linear systems encountered in ARKODE). As a result, the explanation of the role of scaling and preconditioning matrices given in general must be modified in this scenario. The PCG algorithm solves a linear system $Ax = b$ where A is a symmetric ($A^T = A$), real-valued matrix. Preconditioning is allowed, and is applied in a symmetric fashion on both the right and left. Scaling is also allowed and is applied symmetrically. We denote the preconditioner and scaling matrices as follows:

- P is the preconditioner (assumed symmetric),
- S is a diagonal matrix of scale factors.

The matrices A and P are not required explicitly; only routines that provide A and P^{-1} as operators are required. The diagonal of the matrix S is held in a single `N_Vector`, supplied by the user.

In this notation, PCG applies the underlying CG algorithm to the equivalent transformed system

$$\tilde{A}\tilde{x} = \tilde{b} \quad (8.4)$$

where

$$\begin{aligned} \tilde{A} &= SP^{-1}AP^{-1}S, \\ \tilde{b} &= SP^{-1}b, \\ \tilde{x} &= S^{-1}Px. \end{aligned} \quad (8.5)$$

The scaling matrix must be chosen so that the vectors $SP^{-1}b$ and $S^{-1}Px$ have dimensionless components.

The stopping test for the PCG iterations is on the L2 norm of the scaled preconditioned residual:

$$\begin{aligned} &\|\tilde{b} - \tilde{A}\tilde{x}\|_2 < \delta \\ \Leftrightarrow & \|SP^{-1}b - SP^{-1}Ax\|_2 < \delta \\ \Leftrightarrow & \|P^{-1}b - P^{-1}Ax\|_S < \delta \end{aligned}$$

where $\|v\|_S = \sqrt{v^T S^T S v}$, with an input tolerance δ .

8.10.1 SUNLinSol_PCG Usage

The header file to be included when using this module is `sunlinsol/sunlinsol_pcg.h`. The `SUNLinSol_PCG` module is accessible from all SUNDIALS solvers *without* linking to the `libsundials_sunlinsolpcg` module library.

The module `SUNLinSol_PCG` provides the following user-callable routines:

SUNLinearSolver **SUNLinSol_PCG**(*N_Vector* y, int pretype, int maxl, *SUNContext* sunctx)

This constructor function creates and allocates memory for a PCG *SUNLinearSolver*.

Arguments:

- y – a template vector.
- *pretype* – a flag indicating the type of preconditioning to use:
 - SUN_PREC_NONE
 - SUN_PREC_LEFT
 - SUN_PREC_RIGHT
 - SUN_PREC_BOTH
- *maxl* – the maximum number of linear iterations to allow.
- *sunctx* – the *SUNContext* object (see §4.2)

Return value:

If successful, a *SUNLinearSolver* object. If either y is incompatible then this routine will return NULL.

Notes:

This routine will perform consistency checks to ensure that it is called with a consistent *N_Vector* implementation (i.e. that it supplies the requisite vector operations).

A *maxl* argument that is ≤ 0 will result in the default value (5).

Since the PCG algorithm is designed to only support symmetric preconditioning, then any of the *pre-type* inputs *SUN_PREC_LEFT*, *SUN_PREC_RIGHT*, or *SUN_PREC_BOTH* will result in use of the symmetric preconditioner; any other integer input will result in the default (no preconditioning). Although some *SUNDIALS* solvers are designed to only work with left preconditioning (*IDA* and *IDAS*) and others with only right preconditioning (*KINSOL*), PCG should *only* be used with these packages when the linear systems are known to be *symmetric*. Since the scaling of matrix rows and columns must be identical in a symmetric matrix, symmetric preconditioning should work appropriately even for packages designed with one-sided preconditioning in mind.

SUNErrCode **SUNLinSol_PCGSetPrecType**(*SUNLinearSolver* S, int pretype)

This function updates the flag indicating use of preconditioning.

Arguments:

- S – *SUNLinSol_PCG* object to update.
- *pretype* – a flag indicating the type of preconditioning to use:
 - SUN_PREC_NONE
 - SUN_PREC_LEFT
 - SUN_PREC_RIGHT
 - SUN_PREC_BOTH

Return value:

- A *SUNErrCode*

Notes:

As above, any one of the input values, *SUN_PREC_LEFT*, *SUN_PREC_RIGHT*, or *SUN_PREC_BOTH* will enable preconditioning; *SUN_PREC_NONE* disables preconditioning.

This routine will be called by *SUNLinSolSetOptions()* when using the key “LSid.prec_type”.

SUNErrCode **SUNLinSol_PCGSetMaxl**(*SUNLinearSolver* S, int maxl)

This function updates the number of linear solver iterations to allow.

Arguments:

- *S* – SUNLinSol_PCG object to update.
- *maxl* – maximum number of linear iterations to allow. Any non-positive input will result in the default value (5).

Return value:

- A *SUNErrCode*

Notes:

This routine will be called by *SUNLinSolSetOptions()* when using the key “LSid.maxl”.

8.10.2 SUNLinSol_PCG Description

The SUNLinSol_PCG module defines the *content* field of a *SUNLinearSolver* to be the following structure:

```
struct _SUNLinearSolverContent_PCG {  
    int maxl;  
    int pretype;  
    sunbooleantype zeroguess;  
    int numiters;  
    sunrealtype resnorm;  
    int last_flag;  
    SUNATimesFn ATimes;  
    void* ATData;  
    SUNPSetupFn Psetup;  
    SUNPSolveFn Psolve;  
    void* PData;  
    N_Vector s;  
    N_Vector r;  
    N_Vector p;  
    N_Vector z;  
    N_Vector Ap;  
};
```

These entries of the *content* field contain the following information:

- *maxl* - number of PCG iterations to allow (default is 5),
- *pretype* - flag for use of preconditioning (default is none),
- *numiters* - number of iterations from the most-recent solve,
- *resnorm* - final linear residual norm from the most-recent solve,
- *last_flag* - last error return flag from an internal function,
- *ATimes* - function pointer to perform Av product,
- *ATData* - pointer to structure for *ATimes*,
- *Psetup* - function pointer to preconditioner setup routine,
- *Psolve* - function pointer to preconditioner solve routine,
- *PData* - pointer to structure for *Psetup* and *Psolve*,

- `s` - vector pointer for supplied scaling matrix (default is NULL),
- `r` - a `N_Vector` which holds the preconditioned linear system residual,
- `p`, `z`, `Ap` - `N_Vector` used for workspace by the PCG algorithm.

This solver is constructed to perform the following operations:

- During construction all `N_Vector` solver data is allocated, with vectors cloned from a template `N_Vector` that is input, and default solver parameters are set.
- User-facing “set” routines may be called to modify default solver parameters.
- Additional “set” routines are called by the SUNDIALS solver that interfaces with `SUNLinSol_PCG` to supply the `ATimes`, `PSetup`, and `Psolve` function pointers and `s` scaling vector.
- In the “initialize” call, the solver parameters are checked for validity.
- In the “setup” call, any non-NULL `PSetup` function is called. Typically, this is provided by the SUNDIALS solver itself, that translates between the generic `PSetup` function and the solver-specific routine (solver-supplied or user-supplied).
- In the “solve” call the PCG iteration is performed. This will include scaling and preconditioning if those options have been supplied.

The `SUNLinSol_PCG` module defines implementations of all “iterative” linear solver operations listed in §8.1:

- `SUNLinSolGetType_PCG`
- `SUNLinSolInitialize_PCG`
- `SUNLinSolSetATimes_PCG`
- `SUNLinSolSetPreconditioner_PCG`
- `SUNLinSolSetScalingVectors_PCG` – since PCG only supports symmetric scaling, the second `N_Vector` argument to this function is ignored.
- `SUNLinSolSetZeroGuess_PCG` – note the solver assumes a non-zero guess by default and the zero guess flag is reset to `SUNFALSE` after each call to `SUNLinSolSolve_PCG`.
- `SUNLinSolSetup_PCG`
- `SUNLinSolSolve_PCG`
- `SUNLinSolNumIters_PCG`
- `SUNLinSolResNorm_PCG`
- `SUNLinSolResid_PCG`
- `SUNLinSolLastFlag_PCG`
- `SUNLinSolSpace_PCG`
- `SUNLinSolFree_PCG`

8.11 The `SUNLinSol_SPBCGS` Module

The `SUNLinSol_SPBCGS` implementation of the `SUNLinearSolver` class performs a Scaled, Preconditioned, Bi-Conjugate Gradient, Stabilized [67] method; this is an iterative linear solver that is designed to be compatible with any `N_Vector` implementation that supports a minimal subset of operations (`N_VClone()`, `N_VDotProd()`, `N_VScale()`, `N_VLinearSum()`, `N_VProd()`, `N_VDiv()`, and `N_VDestroy()`). Unlike the SPGMR and SPFGMR algorithms, SPBCGS requires a fixed amount of memory that does not increase with the number of allowed iterations.

8.11.1 SUNLinSol_SPBCGS Usage

The header file to be included when using this module is `sunlinsol/sunlinsol_spbcgs.h`. The SUNLinSol_SPBCGS module is accessible from all SUNDIALS solvers *without* linking to the `libsundials_sunlinsolspbcgs` module library.

The module SUNLinSol_SPBCGS provides the following user-callable routines:

SUNLinearSolver **SUNLinSol_SPBCGS**(*N_Vector* y, int pretype, int maxl, *SUNContext* sunctx)

This constructor function creates and allocates memory for a SPBCGS SUNLinearSolver.

Arguments:

- y – a template vector.
- pretype – a flag indicating the type of preconditioning to use:
 - SUN_PREC_NONE
 - SUN_PREC_LEFT
 - SUN_PREC_RIGHT
 - SUN_PREC_BOTH
- maxl – the maximum number of linear iterations to allow.
- sunctx – the *SUNContext* object (see §4.2)

Return value:

If successful, a SUNLinearSolver object. If either y is incompatible then this routine will return NULL.

Notes:

This routine will perform consistency checks to ensure that it is called with a consistent N_Vector implementation (i.e. that it supplies the requisite vector operations).

A maxl argument that is ≤ 0 will result in the default value (5).

Some SUNDIALS solvers are designed to only work with left preconditioning (IDA and IDAS) and others with only right preconditioning (KINSOL). While it is possible to configure a SUNLinSol_SPBCGS object to use any of the preconditioning options with these solvers, this use mode is not supported and may result in inferior performance.

With SUN_PREC_RIGHT or SUN_PREC_BOTH the initial guess must be zero (use *SUNLinSolSetZeroGuess()* to indicate the initial guess is zero).

SUNErrCode **SUNLinSol_SPBCGSSetPrecType**(*SUNLinearSolver* S, int pretype)

This function updates the flag indicating use of preconditioning.

Arguments:

- S – SUNLinSol_SPBCGS object to update.
- pretype – a flag indicating the type of preconditioning to use:
 - SUN_PREC_NONE
 - SUN_PREC_LEFT
 - SUN_PREC_RIGHT
 - SUN_PREC_BOTH

Return value:

- A *SUNErrCode*

Notes:

This routine will be called by `SUNLinSolSetOptions()` when using the key “LSid.prec_type”.

`SUNErrCode SUNLinSol_SPBCGSsetMaxl(SUNLinearSolver S, int maxl)`

This function updates the number of linear solver iterations to allow.

Arguments:

- *S* – SUNLinSol_SPBCGS object to update.
- *maxl* – maximum number of linear iterations to allow. Any non-positive input will result in the default value (5).

Return value:

- A `SUNErrCode`

Notes:

This routine will be called by `SUNLinSolSetOptions()` when using the key “LSid.maxl”.

8.11.2 SUNLinSol_SPBCGS Description

The SUNLinSol_SPBCGS module defines the *content* field of a `SUNLinearSolver` to be the following structure:

```
struct _SUNLinearSolverContent_SPBCGS {
    int maxl;
    int pretype;
    sunboolean_t zeroguess;
    int numiters;
    sunreal_t resnorm;
    int last_flag;
    SUNATimesFn ATimes;
    void* ATData;
    SUNPSolveFn Psetup;
    SUNPSolveFn Psolve;
    void* PData;
    N_Vector s1;
    N_Vector s2;
    N_Vector r;
    N_Vector r_star;
    N_Vector p;
    N_Vector q;
    N_Vector u;
    N_Vector Ap;
    N_Vector vtemp;
};
```

These entries of the *content* field contain the following information:

- *maxl* - number of SPBCGS iterations to allow (default is 5),
- *pretype* - flag for type of preconditioning to employ (default is none),
- *numiters* - number of iterations from the most-recent solve,
- *resnorm* - final linear residual norm from the most-recent solve,
- *last_flag* - last error return flag from an internal function,

- `ATimes` - function pointer to perform Av product,
- `ATData` - pointer to structure for `ATimes`,
- `Psetup` - function pointer to preconditioner setup routine,
- `Psolve` - function pointer to preconditioner solve routine,
- `PData` - pointer to structure for `Psetup` and `Psolve`,
- `s1`, `s2` - vector pointers for supplied scaling matrices (default is `NULL`),
- `r` - a `N_Vector` which holds the current scaled, preconditioned linear system residual,
- `r_star` - a `N_Vector` which holds the initial scaled, preconditioned linear system residual,
- `p`, `q`, `u`, `Ap`, `vtemp` - `N_Vector` used for workspace by the SPBCGS algorithm.

This solver is constructed to perform the following operations:

- During construction all `N_Vector` solver data is allocated, with vectors cloned from a template `N_Vector` that is input, and default solver parameters are set.
- User-facing “set” routines may be called to modify default solver parameters.
- Additional “set” routines are called by the SUNDIALS solver that interfaces with `SUNLinSol_SPBCGS` to supply the `ATimes`, `PSetup`, and `Psolve` function pointers and `s1` and `s2` scaling vectors.
- In the “initialize” call, the solver parameters are checked for validity.
- In the “setup” call, any non-`NULL` `PSetup` function is called. Typically, this is provided by the SUNDIALS solver itself, that translates between the generic `PSetup` function and the solver-specific routine (solver-supplied or user-supplied).
- In the “solve” call the SPBCGS iteration is performed. This will include scaling and preconditioning if those options have been supplied.

The `SUNLinSol_SPBCGS` module defines implementations of all “iterative” linear solver operations listed in §8.1:

- `SUNLinSolGetType_SPBCGS`
- `SUNLinSolInitialize_SPBCGS`
- `SUNLinSolSetATimes_SPBCGS`
- `SUNLinSolSetPreconditioner_SPBCGS`
- `SUNLinSolSetScalingVectors_SPBCGS`
- `SUNLinSolSetZeroGuess_SPBCGS` – note the solver assumes a non-zero guess by default and the zero guess flag is reset to `SUNFALSE` after each call to `SUNLinSolSolve_SPBCGS`.
- `SUNLinSolSetup_SPBCGS`
- `SUNLinSolSolve_SPBCGS`
- `SUNLinSolNumIters_SPBCGS`
- `SUNLinSolResNorm_SPBCGS`
- `SUNLinSolResid_SPBCGS`
- `SUNLinSolLastFlag_SPBCGS`
- `SUNLinSolSpace_SPBCGS`
- `SUNLinSolFree_SPBCGS`

8.12 The SUNLinSol_SPFGMR Module

The SUNLinSol_SPFGMR implementation of the SUNLinearSolver class performs a Scaled, Preconditioned, Flexible, Generalized Minimum Residual [58] method; this is an iterative linear solver that is designed to be compatible with any N_Vector implementation that supports a minimal subset of operations (*N_VClone()*, *N_VDotProd()*, *N_VScale()*, *N_VLinearSum()*, *N_VProd()*, *N_VConst()*, *N_VDiv()*, and *N_VDestroy()*). Unlike the other Krylov iterative linear solvers supplied with SUNDIALS, FGMRES is specifically designed to work with a changing preconditioner (e.g. from an iterative method).

8.12.1 SUNLinSol_SPFGMR Usage

The header file to be included when using this module is `sunlinsol/sunlinsol_spfgmr.h`. The SUNLinSol_SPFGMR module is accessible from all SUNDIALS solvers *without* linking to the `libsundials_sunlinsolspfgmr` module library.

The module SUNLinSol_SPFGMR provides the following user-callable routines:

SUNLinearSolver **SUNLinSol_SPFGMR**(*N_Vector* y, int pretype, int maxl, *SUNContext* sunctx)

This constructor function creates and allocates memory for a SPFGMR SUNLinearSolver.

Arguments:

- y – a template vector.
- pretype – a flag indicating the type of preconditioning to use:
 - SUN_PREC_NONE
 - SUN_PREC_LEFT
 - SUN_PREC_RIGHT
 - SUN_PREC_BOTH
- maxl – the number of Krylov basis vectors to use.
- sunctx – the *SUNContext* object (see §4.2)

Return value:

If successful, a SUNLinearSolver object. If either y is incompatible then this routine will return NULL.

Notes:

This routine will perform consistency checks to ensure that it is called with a consistent N_Vector implementation (i.e. that it supplies the requisite vector operations).

A maxl argument that is ≤ 0 will result in the default value (5).

Since the FGMRES algorithm is designed to only support right preconditioning, then any of the pretype inputs SUN_PREC_LEFT, SUN_PREC_RIGHT, or SUN_PREC_BOTH will result in use of SUN_PREC_RIGHT; any other integer input will result in the default (no preconditioning). We note that some SUNDIALS solvers are designed to only work with left preconditioning (IDA and IDAS). While it is possible to use a right-preconditioned SUNLinSol_SPFGMR object for these packages, this use mode is not supported and may result in inferior performance.

SUNErrCode **SUNLinSol_SPFGMRSetPrecType**(*SUNLinearSolver* S, int pretype)

This function updates the flag indicating use of preconditioning.

Arguments:

- S – SUNLinSol_SPFGMR object to update.

- *pretype* – a flag indicating the type of preconditioning to use:
 - SUN_PREC_NONE
 - SUN_PREC_LEFT
 - SUN_PREC_RIGHT
 - SUN_PREC_BOTH

Return value:

- A *SUNErrCode*

Notes:

Since the FGMRES algorithm is designed to only support right preconditioning, then any of the *pretype* inputs SUN_PREC_LEFT, SUN_PREC_RIGHT, or SUN_PREC_BOTH will result in use of SUN_PREC_RIGHT; any other integer input will result in the default (no preconditioning).

This routine will be called by *SUNLinSolSetOptions()* when using the key “LSid.prec_type”.

SUNErrCode **SUNLinSol_SPFGMRSetGSType**(*SUNLinearSolver* S, int gstype)

This function sets the type of Gram-Schmidt orthogonalization to use.

Arguments:

- *S* – SUNLinSol_SPFGMR object to update.
- *gstype* – a flag indicating the type of orthogonalization to use:
 - SUN_MODIFIED_GS
 - SUN_CLASSICAL_GS

Return value:

- A *SUNErrCode*

Notes:

This routine will be called by *SUNLinSolSetOptions()* when using the key “LSid.gs_type”.

SUNErrCode **SUNLinSol_SPFGMRSetMaxRestarts**(*SUNLinearSolver* S, int maxrs)

This function sets the number of FGMRES restarts to allow.

Arguments:

- *S* – SUNLinSol_SPFGMR object to update.
- *maxrs* – maximum number of restarts to allow. A negative input will result in the default of 0.

Return value:

- A *SUNErrCode*

Notes:

This routine will be called by *SUNLinSolSetOptions()* when using the key “LSid.max_restarts”.

8.12.2 SUNLinSol_SPFGMR Description

The SUNLinSol_SPFGMR module defines the *content* field of a *SUNLinearSolver* to be the following structure:

```

struct _SUNLinearSolverContent_SPFGMR {
    int maxl;
    int pretype;
    int gstype;
    int max_restarts;
    sunboolean_t zeroguess;
    int numiters;
    sunrealtype resnorm;
    int last_flag;
    SUNATimesFn ATimes;
    void* ATData;
    SUNPSetupFn Psetup;
    SUNPSolveFn Psolve;
    void* PData;
    N_Vector s1;
    N_Vector s2;
    N_Vector *V;
    N_Vector *Z;
    sunrealtype **Hes;
    sunrealtype *givens;
    N_Vector xcor;
    sunrealtype *yg;
    N_Vector vtemp;
};

```

These entries of the *content* field contain the following information:

- `maxl` - number of FGMRES basis vectors to use (default is 5),
- `pretype` - flag for use of preconditioning (default is none),
- `gstype` - flag for type of Gram-Schmidt orthogonalization (default is modified Gram-Schmidt),
- `max_restarts` - number of FGMRES restarts to allow (default is 0),
- `numiters` - number of iterations from the most-recent solve,
- `resnorm` - final linear residual norm from the most-recent solve,
- `last_flag` - last error return flag from an internal function,
- `ATimes` - function pointer to perform Av product,
- `ATData` - pointer to structure for `ATimes`,
- `Psetup` - function pointer to preconditioner setup routine,
- `Psolve` - function pointer to preconditioner solve routine,
- `PData` - pointer to structure for `Psetup` and `Psolve`,
- `s1`, `s2` - vector pointers for supplied scaling matrices (default is NULL),
- `V` - the array of Krylov basis vectors $v_1, \dots, v_{\text{maxl}+1}$, stored in `V[0]`, \dots , `V[maxl]`. Each v_i is a vector of type `N_Vector`,
- `Z` - the array of preconditioned Krylov basis vectors $z_1, \dots, z_{\text{maxl}+1}$, stored in `Z[0]`, \dots , `Z[maxl]`. Each z_i is a vector of type `N_Vector`,
- `Hes` - the $(\text{maxl} + 1) \times \text{maxl}$ Hessenberg matrix. It is stored row-wise so that the (i,j) th element is given by `Hes[i][j]`,

- **givens** - a length 2 maxl array which represents the Givens rotation matrices that arise in the FGMRES algorithm. These matrices are F_0, F_1, \dots, F_j , where

$$F_i = \begin{bmatrix} 1 & & & & & & & \\ & \ddots & & & & & & \\ & & 1 & & & & & \\ & & & c_i & -s_i & & & \\ & & & s_i & c_i & & & \\ & & & & & 1 & & \\ & & & & & & \ddots & \\ & & & & & & & 1 \end{bmatrix},$$

are represented in the **givens** vector as **givens[0]** = c_0 , **givens[1]** = s_0 , **givens[2]** = c_1 , **givens[3]** = s_1 , ..., **givens[2j]** = c_j , **givens[2j+1]** = s_j ,

- **xcor** - a vector which holds the scaled, preconditioned correction to the initial guess,
- **yg** - a length (maxl + 1) array of **sunrealtype** values used to hold “short” vectors (e.g. y and g),
- **vtemp** - temporary vector storage.

This solver is constructed to perform the following operations:

- During construction, the **xcor** and **vtemp** arrays are cloned from a template **N_Vector** that is input, and default solver parameters are set.
- User-facing “set” routines may be called to modify default solver parameters.
- Additional “set” routines are called by the SUNDIALS solver that interfaces with SUNLinSol_SPFGMR to supply the **ATimes**, **PSetup**, and **Psolve** function pointers and **s1** and **s2** scaling vectors.
- In the “initialize” call, the remaining solver data is allocated (**V**, **Hes**, **givens**, and **yg**)
- In the “setup” call, any non-NULL **PSetup** function is called. Typically, this is provided by the SUNDIALS solver itself, that translates between the generic **PSetup** function and the solver-specific routine (solver-supplied or user-supplied).
- In the “solve” call, the FGMRES iteration is performed. This will include scaling, preconditioning, and restarts if those options have been supplied.

The SUNLinSol_SPFGMR module defines implementations of all “iterative” linear solver operations listed in §8.1:

- **SUNLinSolGetType_SPFGMR**
- **SUNLinSolInitialize_SPFGMR**
- **SUNLinSolSetATimes_SPFGMR**
- **SUNLinSolSetPreconditioner_SPFGMR**
- **SUNLinSolSetScalingVectors_SPFGMR**
- **SUNLinSolSetZeroGuess_SPFGMR** – note the solver assumes a non-zero guess by default and the zero guess flag is reset to **SUNFALSE** after each call to **SUNLinSolSolve_SPFGMR**.
- **SUNLinSolSetup_SPFGMR**
- **SUNLinSolSolve_SPFGMR**
- **SUNLinSolNumIters_SPFGMR**
- **SUNLinSolResNorm_SPFGMR**
- **SUNLinSolResid_SPFGMR**

- `SUNLinSolLastFlag_SPFGMR`
- `SUNLinSolSpace_SPFGMR`
- `SUNLinSolFree_SPFGMR`

8.13 The SUNLinSol_SPGMR Module

The `SUNLinSol_SPGMR` implementation of the `SUNLinearSolver` class performs a Scaled, Preconditioned, Generalized Minimum Residual [59] method; this is an iterative linear solver that is designed to be compatible with any `N_Vector` implementation that supports a minimal subset of operations (`N_VClone()`, `N_VDotProd()`, `N_VScale()`, `N_VLinearSum()`, `N_VProd()`, `N_VConst()`, `N_VDiv()`, and `N_VDestroy()`).

8.13.1 SUNLinSol_SPGMR Usage

The header file to be included when using this module is `sunlinsol/sunlinsol_spgmr.h`. The `SUNLinSol_SPGMR` module is accessible from all SUNDIALS solvers *without* linking to the `libsundials_sunlinsolspgmr` module library.

The module `SUNLinSol_SPGMR` provides the following user-callable routines:

SUNLinearSolver **`SUNLinSol_SPGMR`**(*N_Vector* y, int pretype, int maxl, *SUNContext* sunctx)

This constructor function creates and allocates memory for a SPGMR `SUNLinearSolver`.

Arguments:

- y – a template vector.
- pretype – a flag indicating the type of preconditioning to use:
 - `SUN_PREC_NONE`
 - `SUN_PREC_LEFT`
 - `SUN_PREC_RIGHT`
 - `SUN_PREC_BOTH`
- maxl – the number of Krylov basis vectors to use.

Return value:

If successful, a `SUNLinearSolver` object. If either y is incompatible then this routine will return `NULL`.

Notes:

This routine will perform consistency checks to ensure that it is called with a consistent `N_Vector` implementation (i.e. that it supplies the requisite vector operations).

A maxl argument that is ≤ 0 will result in the default value (5).

Some SUNDIALS solvers are designed to only work with left preconditioning (IDA and IDAS) and others with only right preconditioning (KINSOL). While it is possible to configure a `SUNLinSol_SPGMR` object to use any of the preconditioning options with these solvers, this use mode is not supported and may result in inferior performance.

SUNErrCode **`SUNLinSol_SPGMRSetPrecType`**(*SUNLinearSolver* S, int pretype)

This function updates the flag indicating use of preconditioning.

Arguments:

- S – `SUNLinSol_SPGMR` object to update.

- *pretype* – a flag indicating the type of preconditioning to use:
 - SUN_PREC_NONE
 - SUN_PREC_LEFT
 - SUN_PREC_RIGHT
 - SUN_PREC_BOTH

Return value:

- A *SUNErrCode*

Notes:

This routine will be called by *SUNLinSolSetOptions()* when using the key “LSid.prec_type”.

SUNErrCode **SUNLinSol_SPGMRSetGSType**(*SUNLinearSolver* S, int gstype)

This function sets the type of Gram-Schmidt orthogonalization to use.

Arguments:

- *S* – SUNLinSol_SPGMR object to update.
- *gstype* – a flag indicating the type of orthogonalization to use:
 - SUN_MODIFIED_GS
 - SUN_CLASSICAL_GS

Return value:

- A *SUNErrCode*

Notes:

This routine will be called by *SUNLinSolSetOptions()* when using the key “LSid.gs_type”.

SUNErrCode **SUNLinSol_SPGMRSetMaxRestarts**(*SUNLinearSolver* S, int maxrs)

This function sets the number of GMRES restarts to allow.

Arguments:

- *S* – SUNLinSol_SPGMR object to update.
- *maxrs* – maximum number of restarts to allow. A negative input will result in the default of 0.

Return value:

- A *SUNErrCode*

Notes:

This routine will be called by *SUNLinSolSetOptions()* when using the key “LSid.max_restarts”.

8.13.2 SUNLinSol_SPGMR Description

The SUNLinSol_SPGMR module defines the *content* field of a *SUNLinearSolver* to be the following structure:

```
struct _SUNLinearSolverContent_SPGMR {  
    int maxl;  
    int pretype;  
    int gstype;  
    int max_restarts;
```

(continues on next page)

(continued from previous page)

```

sunbooleantype zeroguess;
int numiters;
sunrealtype resnorm;
int last_flag;
SUNATimesFn ATimes;
void* ATData;
SUNPSetupFn Psetup;
SUNPSolveFn Psolve;
void* PData;
N_Vector s1;
N_Vector s2;
N_Vector *V;
sunrealtype **Hes;
sunrealtype *givens;
N_Vector xcor;
sunrealtype *yg;
N_Vector vtemp;
};

```

These entries of the *content* field contain the following information:

- `maxl` - number of GMRES basis vectors to use (default is 5),
- `pretype` - flag for type of preconditioning to employ (default is none),
- `gstype` - flag for type of Gram-Schmidt orthogonalization (default is modified Gram-Schmidt),
- `max_restarts` - number of GMRES restarts to allow (default is 0),
- `numiters` - number of iterations from the most-recent solve,
- `resnorm` - final linear residual norm from the most-recent solve,
- `last_flag` - last error return flag from an internal function,
- `ATimes` - function pointer to perform Av product,
- `ATData` - pointer to structure for `ATimes`,
- `Psetup` - function pointer to preconditioner setup routine,
- `Psolve` - function pointer to preconditioner solve routine,
- `PData` - pointer to structure for `Psetup` and `Psolve`,
- `s1`, `s2` - vector pointers for supplied scaling matrices (default is NULL),
- `V` - the array of Krylov basis vectors $v_1, \dots, v_{\text{maxl}+1}$, stored in `V[0]`, \dots `V[maxl]`. Each v_i is a vector of type `N_Vector`,
- `Hes` - the $(\text{maxl} + 1) \times \text{maxl}$ Hessenberg matrix. It is stored row-wise so that the (i,j) th element is given by `Hes[i][j]`,
- `givens` - a length 2 `maxl` array which represents the Givens rotation matrices that arise in the GMRES algorithm.

These matrices are F_0, F_1, \dots, F_j , where

$$F_i = \begin{bmatrix} 1 & & & & & & \\ & \ddots & & & & & \\ & & 1 & & & & \\ & & & c_i & -s_i & & \\ & & & s_i & c_i & & \\ & & & & & 1 & \\ & & & & & & \ddots \\ & & & & & & & 1 \end{bmatrix},$$

are represented in the `givens` vector as `givens[0] = c0`, `givens[1] = s0`, `givens[2] = c1`, `givens[3] = s1`, ..., `givens[2j] = cj`, `givens[2j+1] = sj`,

- `xcor` - a vector which holds the scaled, preconditioned correction to the initial guess,
- `yg` - a length $(\text{maxl} + 1)$ array of `sunrealtype` values used to hold “short” vectors (e.g. y and g),
- `vtemp` - temporary vector storage.

This solver is constructed to perform the following operations:

- During construction, the `xcor` and `vtemp` arrays are cloned from a template `N_Vector` that is input, and default solver parameters are set.
- User-facing “set” routines may be called to modify default solver parameters.
- Additional “set” routines are called by the SUNDIALS solver that interfaces with `SUNLinSol_SPGMR` to supply the `ATimes`, `PSetup`, and `Psolve` function pointers and `s1` and `s2` scaling vectors.
- In the “initialize” call, the remaining solver data is allocated (`V`, `Hes`, `givens`, and `yg`)
- In the “setup” call, any non-NULL `PSetup` function is called. Typically, this is provided by the SUNDIALS solver itself, that translates between the generic `PSetup` function and the solver-specific routine (solver-supplied or user-supplied).
- In the “solve” call, the GMRES iteration is performed. This will include scaling, preconditioning, and restarts if those options have been supplied.

The `SUNLinSol_SPGMR` module defines implementations of all “iterative” linear solver operations listed in §8.1:

- `SUNLinSolGetType_SPGMR`
- `SUNLinSolInitialize_SPGMR`
- `SUNLinSolSetATimes_SPGMR`
- `SUNLinSolSetPreconditioner_SPGMR`
- `SUNLinSolSetScalingVectors_SPGMR`
- `SUNLinSolSetZeroGuess_SPGMR` – note the solver assumes a non-zero guess by default and the zero guess flag is reset to `SUNFALSE` after each call to `SUNLinSolSolve_SPGMR`.
- `SUNLinSolSetup_SPGMR`
- `SUNLinSolSolve_SPGMR`
- `SUNLinSolNumIters_SPGMR`
- `SUNLinSolResNorm_SPGMR`
- `SUNLinSolResid_SPGMR`
- `SUNLinSolLastFlag_SPGMR`

- `SUNLinSolSpace_SPGMR`
- `SUNLinSolFree_SPGMR`

8.14 The SUNLinSol_SPTFQMR Module

The `SUNLinSol_SPTFQMR` implementation of the `SUNLinearSolver` class performs a Scaled, Preconditioned, Transpose-Free Quasi-Minimum Residual [33] method; this is an iterative linear solver that is designed to be compatible with any `N_Vector` implementation that supports a minimal subset of operations (`N_VClone()`, `N_VDotProd()`, `N_VScale()`, `N_VLinearSum()`, `N_VProd()`, `N_VConst()`, `N_VDiv()`, and `N_VDestroy()`). Unlike the SPGMR and SPFGMR algorithms, SPTFQMR requires a fixed amount of memory that does not increase with the number of allowed iterations.

8.14.1 SUNLinSol_SPTFQMR Usage

The header file to be included when using this module is `sunlinsol/sunlinsol_sptfqmr.h`. The `SUNLinSol_SPTFQMR` module is accessible from all SUNDIALS solvers *without* linking to the `libsundials_sunlinsolsptfqmr` module library.

The module `SUNLinSol_SPTFQMR` provides the following user-callable routines:

SUNLinearSolver **SUNLinSol_SPTFQMR**(*N_Vector* y, int pretype, int maxl, *SUNContext* sunctx)

This constructor function creates and allocates memory for a SPTFQMR `SUNLinearSolver`.

Arguments:

- y – a template vector.
- *pretype* – a flag indicating the type of preconditioning to use:
 - `SUN_PREC_NONE`
 - `SUN_PREC_LEFT`
 - `SUN_PREC_RIGHT`
 - `SUN_PREC_BOTH`
- *maxl* – the number of Krylov basis vectors to use.
- *sunctx* – the *SUNContext* object (see §4.2)

Return value:

If successful, a `SUNLinearSolver` object. If either y is incompatible then this routine will return `NULL`.

Notes:

This routine will perform consistency checks to ensure that it is called with a consistent `N_Vector` implementation (i.e. that it supplies the requisite vector operations).

A *maxl* argument that is ≤ 0 will result in the default value (5).

Some SUNDIALS solvers are designed to only work with left preconditioning (IDA and IDAS) and others with only right preconditioning (KINSOL). While it is possible to configure a `SUNLinSol_SPTFQMR` object to use any of the preconditioning options with these solvers, this use mode is not supported and may result in inferior performance.

With `SUN_PREC_RIGHT` or `SUN_PREC_BOTH` the initial guess must be zero (use `SUNLinSolSetZeroGuess()` to indicate the initial guess is zero).

SUNErrCode **SUNLinSol_SPTFQMRSetPrecType**(*SUNLinearSolver* S, int pretype)

This function updates the flag indicating use of preconditioning.

Arguments:

- *S* – SUNLinSol_SPGMR object to update.
- *pretype* – a flag indicating the type of preconditioning to use:
 - SUN_PREC_NONE
 - SUN_PREC_LEFT
 - SUN_PREC_RIGHT
 - SUN_PREC_BOTH

Return value:

- A *SUNErrCode*

Notes:

This routine will be called by *SUNLinSolSetOptions()* when using the key “LSid.prec_type”.

SUNErrCode **SUNLinSol_SPTFQMRSetMaxl**(*SUNLinearSolver* S, int maxl)

This function updates the number of linear solver iterations to allow.

Arguments:

- *S* – SUNLinSol_SPTFQMR object to update.
- *maxl* – maximum number of linear iterations to allow. Any non-positive input will result in the default value (5).

Return value:

- A *SUNErrCode*

Notes:

This routine will be called by *SUNLinSolSetOptions()* when using the key “LSid.maxl”.

8.14.2 SUNLinSol_SPTFQMR Description

The SUNLinSol_SPTFQMR module defines the *content* field of a *SUNLinearSolver* to be the following structure:

```
struct _SUNLinearSolverContent_SPTFQMR {  
    int maxl;  
    int pretype;  
    sunboolean_t zeroguess;  
    int numiters;  
    sunreal_t resnorm;  
    int last_flag;  
    SUNATimesFn ATimes;  
    void* ATData;  
    SUNPSetupFn Psetup;  
    SUNPSolveFn Psolve;  
    void* PData;  
    N_Vector s1;  
    N_Vector s2;  
    N_Vector r_star;  
};
```

(continues on next page)

(continued from previous page)

```

N_Vector q;
N_Vector d;
N_Vector v;
N_Vector p;
N_Vector *r;
N_Vector u;
N_Vector vtemp1;
N_Vector vtemp2;
N_Vector vtemp3;
};

```

These entries of the *content* field contain the following information:

- `maxl` - number of TFQMR iterations to allow (default is 5),
- `pretype` - flag for type of preconditioning to employ (default is none),
- `numiters` - number of iterations from the most-recent solve,
- `resnorm` - final linear residual norm from the most-recent solve,
- `last_flag` - last error return flag from an internal function,
- `ATimes` - function pointer to perform Av product,
- `ATData` - pointer to structure for `ATimes`,
- `Psetup` - function pointer to preconditioner setup routine,
- `Psolve` - function pointer to preconditioner solve routine,
- `PData` - pointer to structure for `Psetup` and `Psolve`,
- `s1`, `s2` - vector pointers for supplied scaling matrices (default is NULL),
- `r_star` - a `N_Vector` which holds the initial scaled, preconditioned linear system residual,
- `q`, `d`, `v`, `p`, `u` - `N_Vector` used for workspace by the SPTFQMR algorithm,
- `r` - array of two `N_Vector` used for workspace within the SPTFQMR algorithm,
- `vtemp1`, `vtemp2`, `vtemp3` - temporary vector storage.

This solver is constructed to perform the following operations:

- During construction all `N_Vector` solver data is allocated, with vectors cloned from a template `N_Vector` that is input, and default solver parameters are set.
- User-facing “set” routines may be called to modify default solver parameters.
- Additional “set” routines are called by the SUNDIALS solver that interfaces with `SUNLinSol_SPTFQMR` to supply the `ATimes`, `PSetup`, and `Psolve` function pointers and `s1` and `s2` scaling vectors.
- In the “initialize” call, the solver parameters are checked for validity.
- In the “setup” call, any non-NULL `PSetup` function is called. Typically, this is provided by the SUNDIALS solver itself, that translates between the generic `PSetup` function and the solver-specific routine (solver-supplied or user-supplied).
- In the “solve” call the TFQMR iteration is performed. This will include scaling and preconditioning if those options have been supplied.

The `SUNLinSol_SPTFQMR` module defines implementations of all “iterative” linear solver operations listed in §8.1:

- `SUNLinSolGetType_SPTFQMR`

- `SUNLinSolInitialize_SPTFQMR`
- `SUNLinSolSetATimes_SPTFQMR`
- `SUNLinSolSetPreconditioner_SPTFQMR`
- `SUNLinSolSetScalingVectors_SPTFQMR`
- `SUNLinSolSetZeroGuess_SPTFQMR` – note the solver assumes a non-zero guess by default and the zero guess flag is reset to `SUNFALSE` after each call to `SUNLinSolSolve_SPTFQMR`.
- `SUNLinSolSetup_SPTFQMR`
- `SUNLinSolSolve_SPTFQMR`
- `SUNLinSolNumIters_SPTFQMR`
- `SUNLinSolResNorm_SPTFQMR`
- `SUNLinSolResid_SPTFQMR`
- `SUNLinSolLastFlag_SPTFQMR`
- `SUNLinSolSpace_SPTFQMR`
- `SUNLinSolFree_SPTFQMR`

8.15 The `SUNLinSol_SuperLUDIST` Module

The `SUNLinSol_SuperLUDIST` implementation of the `SUNLinearSolver` class interfaces with the `SuperLU_DIST` library. This is designed to be used with the `SUNMatrix_SLUNRloc` *SUNMatrix*, and one of the serial, threaded or parallel `N_Vector` implementations (`NVECTOR_SERIAL`, `NVECTOR_OPENMP`, `NVECTOR_PTHREADS`, `NVECTOR_PARALLEL`, `NVECTOR_PARHYP`).

8.15.1 `SUNLinSol_SuperLUDIST` Usage

The header file to be included when using this module is `sunlinsol/sunlinsol_superludist.h`. The installed module library to link to is `libsundials_sunlinsol_superludist.lib` where *.lib* is typically *.so* for shared libraries and *.a* for static libraries.

The module `SUNLinSol_SuperLUDIST` provides the following user-callable routines:

Warning

Starting with `SuperLU_DIST` version 6.3.0, some structures were renamed to have a prefix for the floating point type. The double precision API functions have the prefix 'd'. To maintain backwards compatibility with the un-prefixed types, `SUNDIALS` provides macros to these `SuperLU_DIST` types with an 'x' prefix that expand to the correct prefix. E.g., the `SUNDIALS` macro `xLUstruct_t` expands to `dLUstruct_t` or `LUstruct_t` based on the `SuperLU_DIST` version.

SUNLinearSolver **`SUNLinSol_SuperLUDIST`**(*N_Vector* y, SuperMatrix *A, gridinfo_t *grid, xLUstruct_t *lu, xScalePermstruct_t *scaleperm, xSOLVEstruct_t *solve, SuperLUStat_t *stat, superlu_dist_options_t *options, *SUNContext* sunctx)

This constructor function creates and allocates memory for a `SUNLinSol_SuperLUDIST` object.

Arguments:

- *y* – a template vector.
- *A* – a template matrix
- *grid*, *lu*, *scaleperm*, *solve*, *stat*, *options* – SuperLU_DIST object pointers.
- *sunctx* – the [SUNContext](#) object (see §4.2)

Return value:

If successful, a `SUNLinearSolver` object; otherwise this routine will return `NULL`.

Notes:

This routine analyzes the input matrix and vector to determine the linear system size and to assess the compatibility with the SuperLU_DIST library.

This routine will perform consistency checks to ensure that it is called with consistent `N_Vector` and `SUNMatrix` implementations. These are currently limited to the `SUNMatrix_SLUNRloc` matrix type and the `NVECTOR_SERIAL`, `NVECTOR_OPENMP`, `NVECTOR_PTHREADS`, `NVECTOR_PARALLEL`, and `NVECTOR_PARHYP` vector types. As additional compatible matrix and vector implementations are added to SUNDIALS, these will be included within this compatibility check.

The *grid*, *lu*, *scaleperm*, *solve*, and *options* arguments are not checked and are passed directly to SuperLU_DIST routines.

Some struct members of the *options* argument are modified internally by the `SUNLinSol_SuperLUDIST` solver. Specifically, the member *Fact* is modified in the setup and solve routines.

sunrealtype **SUNLinSol_SuperLUDIST_GetBerr**(*SUNLinearSolver* LS)

This function returns the componentwise relative backward error of the computed solution. It takes one argument, the `SUNLinearSolver` object. The return type is *sunrealtype*.

gridinfo_t **SUNLinSol_SuperLUDIST_GetGridinfo**(*SUNLinearSolver* LS)

This function returns a pointer to the SuperLU_DIST structure that contains the 2D process grid. It takes one argument, the `SUNLinearSolver` object.

xLUstruct_t **SUNLinSol_SuperLUDIST_GetLUstruct**(*SUNLinearSolver* LS)

This function returns a pointer to the SuperLU_DIST structure that contains the distributed L and U structures. It takes one argument, the `SUNLinearSolver` object.

superlu_dist_options_t **SUNLinSol_SuperLUDIST_GetSuperLUOptions**(*SUNLinearSolver* LS)

This function returns a pointer to the SuperLU_DIST structure that contains the options which control how the linear system is factorized and solved. It takes one argument, the `SUNLinearSolver` object.

xScalePermstruct_t **SUNLinSol_SuperLUDIST_GetScalePermstruct**(*SUNLinearSolver* LS)

This function returns a pointer to the SuperLU_DIST structure that contains the vectors that describe the transformations done to the matrix A. It takes one argument, the `SUNLinearSolver` object.

xSOLVEstruct_t **SUNLinSol_SuperLUDIST_GetSOLVEstruct**(*SUNLinearSolver* LS)

This function returns a pointer to the SuperLU_DIST structure that contains information for communication during the solution phase. It takes one argument the `SUNLinearSolver` object.

SuperLUStat_t **SUNLinSol_SuperLUDIST_GetSuperLUStat**(*SUNLinearSolver* LS)

This function returns a pointer to the SuperLU_DIST structure that stores information about runtime and flop count. It takes one argument, the `SUNLinearSolver` object.

8.15.2 SUNLinSol_SuperLUDIST Description

The SUNLinSol_SuperLUDIST module defines the *content* field of a SUNLinearSolver to be the following structure:

```
struct _SUNLinearSolverContent_SuperLUDIST {
    sunbooleantype    first_factorize;
    int              last_flag;
    sunrealtype       berr;
    gridinfo_t        *grid;
    xLUstruct_t        *lu;
    superlu_dist_options_t *options;
    xScalePermstruct_t *scaleperm;
    xSOLVEstruct_t     *solve;
    SuperLUStat_t      *stat;
    sunindextype       N;
};
```

These entries of the *content* field contain the following information:

- `first_factorize` – flag indicating whether the factorization has ever been performed,
- `last_flag` – last error return flag from internal function evaluations,
- `berr` – the componentwise relative backward error of the computed solution,
- `grid` – pointer to the SuperLU_DIST structure that stores the 2D process grid
- `lu` – pointer to the SuperLU_DIST structure that stores the distributed L and U factors,
- `scaleperm` – pointer to the SuperLU_DIST structure that stores vectors describing the transformations done to the matrix A,
- `options` – pointer to the SuperLU_DIST structure which contains options that control how the linear system is factorized and solved,
- `solve` – pointer to the SuperLU_DIST solve structure,
- `stat` – pointer to the SuperLU_DIST structure that stores information about runtime and flop count,
- `N` – the number of equations in the system.

The SUNLinSol_SuperLUDIST module is a SUNLinearSolver adapter for the SuperLU_DIST sparse matrix factorization and solver library written by X. Sherry Li and collaborators [8, 35, 52, 53]. The package uses a SPMD parallel programming model and multithreading to enhance efficiency in distributed-memory parallel environments with multi-core nodes and possibly GPU accelerators. It uses MPI for communication, OpenMP for threading, and CUDA for GPU support. In order to use the SUNLinSol_SuperLUDIST interface to SuperLU_DIST, it is assumed that SuperLU_DIST has been installed on the system prior to installation of SUNDIALS, and that SUNDIALS has been configured appropriately to link with SuperLU_DIST (see §11.3.34 for details). Additionally, the wrapper only supports double-precision calculations, and therefore cannot be compiled if SUNDIALS is configured to use single or extended precision. Moreover, since the SuperLU_DIST library may be installed to support either 32-bit or 64-bit integers, it is assumed that the SuperLU_DIST library is installed using the same integer size as SUNDIALS.

The SuperLU_DIST library provides many options to control how a linear system will be factorized and solved. These options may be set by a user on an instance of the `superlu_dist_options_t` struct, and then it may be provided as an argument to the SUNLinSol_SuperLUDIST constructor. The SUNLinSol_SuperLUDIST module will respect all options set except for `Fact` – this option is necessarily modified by the SUNLinSol_SuperLUDIST module in the setup and solve routines.

Since the linear systems that arise within the context of SUNDIALS calculations will typically have identical sparsity patterns, the SUNLinSol_SuperLUDIST module is constructed to perform the following operations:

- The first time that the “setup” routine is called, it sets the SuperLU_DIST option Fact to DOFACT so that a subsequent call to the “solve” routine will perform a symbolic factorization, followed by an initial numerical factorization before continuing to solve the system.
- On subsequent calls to the “setup” routine, it sets the SuperLU_DIST option Fact to SamePattern so that a subsequent call to “solve” will perform factorization assuming the same sparsity pattern as prior, i.e. it will reuse the column permutation vector.
- If “setup” is called prior to the “solve” routine, then the “solve” routine will perform a symbolic factorization, followed by an initial numerical factorization before continuing to the sparse triangular solves, and, potentially, iterative refinement. If “setup” is not called prior, “solve” will skip to the triangular solve step. We note that in this solve SuperLU_DIST operates on the native data arrays for the right-hand side and solution vectors, without requiring costly data copies.

The SUNLinSol_SuperLUDIST module defines implementations of all “direct” linear solver operations listed in §8.1:

- SUNLinSolGetType_SuperLUDIST
- SUNLinSolInitialize_SuperLUDIST – this sets the `first_factorize` flag to 1 and resets the internal SuperLU_DIST statistics variables.
- SUNLinSolSetup_SuperLUDIST – this sets the appropriate SuperLU_DIST options so that a subsequent solve will perform a symbolic and numerical factorization before proceeding with the triangular solves
- SUNLinSolSolve_SuperLUDIST – this calls the SuperLU_DIST solve routine to perform factorization (if the setup routine was called prior) and then use the \$LU\$ factors to solve the linear system.
- SUNLinSolLastFlag_SuperLUDIST
- SUNLinSolSpace_SuperLUDIST – this only returns information for the storage within the solver *interface*, i.e. storage for the integers `last_flag` and `first_factorize`. For additional space requirements, see the SuperLU_DIST documentation.
- SUNLinSolFree_SuperLUDIST

8.16 The SUNLinSol_SuperLUMT Module

The SUNLinSol_SuperLUMT implementation of the SUNLinearSolver class interfaces with the SuperLU_MT library. This is designed to be used with the corresponding SUNMATRIX_SPARSE matrix type, and one of the serial or shared-memory N_Vector implementations (NVECTOR_SERIAL, NVECTOR_OPENMP, or NVECTOR_PTHREADS). While these are compatible, it is not recommended to use a threaded vector module with SUNLinSol_SuperLUMT unless it is the NVECTOR_OPENMP module and the SuperLU_MT library has also been compiled with OpenMP.

8.16.1 SUNLinSol_SuperLUMT Usage

The header file to be included when using this module is `sunlinsol/sunlinsol.SuperLUMT.h`. The installed module library to link to is `libsundials_sunlinsolsuperlumt.lib` where *.lib* is typically *.so* for shared libraries and *.a* for static libraries.

The module SUNLinSol_SuperLUMT provides the following user-callable routines:

SUNLinearSolver **SUNLinSol_SuperLUMT**(*N_Vector* y, *SUNMatrix* A, int num_threads, *SUNContext* sunctx)

This constructor function creates and allocates memory for a SUNLinSol_SuperLUMT object.

Arguments:

- y – a template vector.

- A – a template matrix
- *num_threads* – desired number of threads (OpenMP or Pthreads, depending on how SuperLU_MT was installed) to use during the factorization steps.
- *sunctx* – the *SUNContext* object (see §4.2)

Return value:

If successful, a *SUNLinearSolver* object; otherwise this routine will return NULL.

Notes:

This routine analyzes the input matrix and vector to determine the linear system size and to assess compatibility with the SuperLU_MT library.

This routine will perform consistency checks to ensure that it is called with consistent *N_Vector* and *SUNMatrix* implementations. These are currently limited to the *SUNMATRIX_SPARSE* matrix type (using either CSR or CSC storage formats) and the *NVECTOR_SERIAL*, *NVECTOR_OPENMP*, and *NVECTOR_PTHREADS* vector types. As additional compatible matrix and vector implementations are added to *SUNDIALS*, these will be included within this compatibility check.

The *num_threads* argument is not checked and is passed directly to SuperLU_MT routines.

SUNErrCode **SUNLinSol_SuperLUMTSetOrdering**(*SUNLinearSolver* S, int ordering_choice)

This function sets the ordering used by SuperLU_MT for reducing fill in the linear solve.

Arguments:

- *S* – the *SUNLinSol_SuperLUMT* object to update.
- *ordering_choice*:
 0. natural ordering
 1. minimal degree ordering on $A^T A$
 2. minimal degree ordering on $A^T + A$
 3. COLAMD ordering for unsymmetric matrices

The default is 3 for COLAMD.

Return value:

- A *SUNErrCode*

Notes:

This routine will be called by *SUNLinSolSetOptions()* when using the key “LSid.ordering”.

8.16.2 SUNLinSol_SuperLUMT Description

The *SUNLinSol_SuperLUMT* module defines the *content* field of a *SUNLinearSolver* to be the following structure:

```
struct _SUNLinearSolverContent_SuperLUMT {
    int      last_flag;
    int      first_factorize;
    SuperMatrix *A, *AC, *L, *U, *B;
    Gstat_t  *Gstat;
    sunindextype *perm_r, *perm_c;
    sunindextype N;
    int      num_threads;
    sunrealtype diag_pivot_thresh;
```

(continues on next page)

(continued from previous page)

```

int      ordering;
superlumt_options_t *options;
};

```

These entries of the *content* field contain the following information:

- `last_flag` - last error return flag from internal function evaluations,
- `first_factorize` - flag indicating whether the factorization has ever been performed,
- `A`, `AC`, `L`, `U`, `B` - SuperMatrix pointers used in solve,
- `Gstat` - `GStat_t` object used in solve,
- `perm_r`, `perm_c` - permutation arrays used in solve,
- `N` - size of the linear system,
- `num_threads` - number of OpenMP/Pthreads threads to use,
- `diag_pivot_thresh` - threshold on diagonal pivoting,
- `ordering` - flag for which reordering algorithm to use,
- `options` - pointer to SuperLU_MT options structure.

The `SUNLinSol_SuperLUMT` module is a `SUNLinearSolver` wrapper for the SuperLU_MT sparse matrix factorization and solver library written by X. Sherry Li and collaborators [9, 26, 51]. The package performs matrix factorization using threads to enhance efficiency in shared memory parallel environments. It should be noted that threads are only used in the factorization step. In order to use the `SUNLinSol_SuperLUMT` interface to SuperLU_MT, it is assumed that SuperLU_MT has been installed on the system prior to installation of SUNDIALS, and that SUNDIALS has been configured appropriately to link with SuperLU_MT (see §11.3.35 for details). Additionally, this wrapper only supports single- and double-precision calculations, and therefore cannot be compiled if SUNDIALS is configured to have `sunrealtype` set to `extended` (see §4.1 for details). Moreover, since the SuperLU_MT library may be installed to support either 32-bit or 64-bit integers, it is assumed that the SuperLU_MT library is installed using the same integer precision as the SUNDIALS `sunindextype` option.

The SuperLU_MT library has a symbolic factorization routine that computes the permutation of the linear system matrix to reduce fill-in on subsequent *LU* factorizations (using COLAMD, minimal degree ordering on $A^T * A$, minimal degree ordering on $A^T + A$, or natural ordering). Of these ordering choices, the default value in the `SUNLinSol_SuperLUMT` module is the COLAMD ordering.

Since the linear systems that arise within the context of SUNDIALS calculations will typically have identical sparsity patterns, the `SUNLinSol_SuperLUMT` module is constructed to perform the following operations:

- The first time that the “setup” routine is called, it performs the symbolic factorization, followed by an initial numerical factorization.
- On subsequent calls to the “setup” routine, it skips the symbolic factorization, and only refactors the input matrix.
- The “solve” call performs pivoting and forward and backward substitution using the stored SuperLU_MT data structures. We note that in this solve SuperLU_MT operates on the native data arrays for the right-hand side and solution vectors, without requiring costly data copies.

The `SUNLinSol_SuperLUMT` module defines implementations of all “direct” linear solver operations listed in §8.1:

- `SUNLinSolGetType_SuperLUMT`
- `SUNLinSolInitialize_SuperLUMT` – this sets the `first_factorize` flag to 1 and resets the internal SuperLU_MT statistics variables.
- `SUNLinSolSetup_SuperLUMT` – this performs either a *LU* factorization or refactorization of the input matrix.

- `SUNLinSolSolve_SuperLUMT` – this calls the appropriate SuperLU_MT solve routine to utilize the LU factors to solve the linear system.
- `SUNLinSolLastFlag_SuperLUMT`
- `SUNLinSolSpace_SuperLUMT` – this only returns information for the storage within the solver *interface*, i.e. storage for the integers `last_flag` and `first_factorize`. For additional space requirements, see the SuperLU_MT documentation.
- `SUNLinSolFree_SuperLUMT`

8.17 The SUNLinSol_cuSolverSp_batchQR Module

The `SUNLinSol_cuSolverSp_batchQR` implementation of the `SUNLinearSolver` class is designed to be used with the `SUNMATRIX_CUSPARSE` matrix, and the `NVECTOR_CUDA` vector. The header file to include when using this module is `sunlinsol/sunlinsol_cusolversp_batchqr.h`. The installed library to link to is `libsundials_sunlinsolcusolversp.lib` where `.lib` is typically `.so` for shared libraries and `.a` for static libraries.

Warning

The `SUNLinearSolver_cuSolverSp_batchQR` module is experimental and subject to change.

8.17.1 SUNLinSol_cuSolverSp_batchQR description

The `SUNLinearSolver_cuSolverSp_batchQR` implementation provides an interface to the batched sparse QR factorization method provided by the NVIDIA cuSOLVER library [6]. The module is designed for solving block diagonal linear systems of the form

$$\begin{bmatrix} \mathbf{A}_1 & 0 & \cdots & 0 \\ 0 & \mathbf{A}_2 & \cdots & 0 \\ \vdots & \vdots & \ddots & \vdots \\ 0 & 0 & \cdots & \mathbf{A}_n \end{bmatrix} x_j = b_j$$

where all block matrices \mathbf{A}_j share the same sparsity pattern. The matrix must be the `SUNMatrix.cuSparse`.

8.17.2 SUNLinSol_cuSolverSp_batchQR functions

The `SUNLinearSolver_cuSolverSp_batchQR` module defines implementations of all “direct” linear solver operations listed in §8.1:

- `SUNLinSolGetType_cuSolverSp_batchQR`
- `SUNLinSolInitialize_cuSolverSp_batchQR` – this sets the `first_factorize` flag to 1
- `SUNLinSolSetup_cuSolverSp_batchQR` – this always copies the relevant `SUNMATRIX_SPARSE` data to the GPU; if this is the first setup it will perform symbolic analysis on the system
- `SUNLinSolSolve_cuSolverSp_batchQR` – this calls the `cusolverSpXcsrqrsvBatched` routine to perform factorization
- `SUNLinSolLastFlag_cuSolverSp_batchQR`
- `SUNLinSolFree_cuSolverSp_batchQR`

In addition, the module provides the following user-callable routines:

SUNLinearSolver **SUNLinSol_cuSolverSp_batchQR**(*N_Vector* y, *SUNMatrix* A, cusolverHandle_t cusol, *SUNContext* sunctx)

The function `SUNLinSol_cuSolverSp_batchQR` creates and allocates memory for a `SUNLinearSolver` object.

Arguments:

- y – a vector for checking compatibility with the solver.
- A – a `SUNMATRIX_cuSparse` matrix for checking compatibility with the solver.
- *cusol* – `cuSolverSp` object to use.
- *sunctx* – the *SUNContext* object (see §4.2)

Return value:

If successful, a `SUNLinearSolver` object. If either A or y are incompatible then this routine will return `NULL`.

Notes:

This routine will perform consistency checks to ensure that it is called with consistent `N_Vector` and `SUNMatrix` implementations. These are currently limited to the `SUNMATRIX_CUSPARSE` matrix type and the `NVECTOR_CUDA` vector type. Since the `SUNMATRIX_CUSPARSE` matrix type is only compatible with the `NVECTOR_CUDA` the restriction is also in place for the linear solver. As additional compatible matrix and vector implementations are added to `SUNDIALS`, these will be included within this compatibility check.

void **SUNLinSol_cuSolverSp_batchQR_GetDescription**(*SUNLinearSolver* LS, char **desc)

The function `SUNLinSol_cuSolverSp_batchQR_GetDescription` accesses the string description of the object (empty by default).

void **SUNLinSol_cuSolverSp_batchQR_SetDescription**(*SUNLinearSolver* LS, const char *desc)

The function `SUNLinSol_cuSolverSp_batchQR_SetDescription` sets the string description of the object (empty by default).

void **SUNLinSol_cuSolverSp_batchQR_GetDeviceSpace**(*SUNLinearSolver* S, size_t *cuSolverInternal, size_t *cuSolverWorkspace)

The function `SUNLinSol_cuSolverSp_batchQR_GetDeviceSpace` returns the `cuSOLVER` batch QR method internal buffer size, in bytes, in the argument `cuSolverInternal` and the `cuSOLVER` batch QR workspace buffer size, in bytes, in the argument `cuSolverWorkspace`. The size of the internal buffer is proportional to the number of matrix blocks while the size of the workspace is almost independent of the number of blocks.

8.17.3 SUNLinSol_cuSolverSp_batchQR content

The `SUNLinSol_cuSolverSp_batchQR` module defines the *content* field of a `SUNLinearSolver` to be the following structure:

```
struct _SUNLinearSolverContent_cuSolverSp_batchQR {
    int          last_flag;          /* last return flag */
    sunboolean_t first_factorize;    /* is this the first factorization? */
    size_t       internal_size;      /* size of cusolver buffer for Q and R */
    size_t       workspace_size;     /* size of cusolver memory for factorization */
    cusolverSpHandle_t cusolver_handle; /* cuSolverSp context */
    csrqrInfo_t   info;              /* opaque cusolver data structure */
    void*         workspace;         /* memory block used by cusolver */
}
```

(continues on next page)

(continued from previous page)

```
const char* desc;          /* description of this linear solver */
};
```

8.18 The SUNLINEARSOLVER_GINKGO Module

Added in version 6.4.0.

The SUNLINEARSOLVER_GINKGO implementation of the SUNLinearSolver API provides an interface to the linear solvers from the Ginkgo linear algebra library [11]. Since Ginkgo is a modern C++ library, SUNLINEARSOLVER_GINKGO is also written in modern C++ (specifically, C++14). Unlike most other SUNDIALS modules, it is a header only library. To use the SUNLINEARSOLVER_GINKGO SUNLinearSolver, users will need to include `sunlinsol/sunlinsol_ginkgo.hpp`. The module is meant to be used with the SUNMATRIX_GINKGO module described in §7.10. Instructions on building SUNDIALS with Ginkgo enabled are given in §11.3.19. For instructions on building and using Ginkgo itself, refer to the [Ginkgo website and documentation](#).

Note

It is assumed that users of this module are aware of how to use Ginkgo. This module does not try to encapsulate Ginkgo linear solvers, rather it provides a lightweight interoperability layer between Ginkgo and SUNDIALS. Most, if not all, of the Ginkgo linear solver should work with this interface.

8.18.1 Using SUNLINEARSOLVER_GINKGO

After choosing a compatible `N_Vector` (see §7.10.1) and creating a Ginkgo-enabled `SUNMatrix` (see §7.10) to use the SUNLINEARSOLVER_GINKGO module, we first create a Ginkgo stopping criteria object. Importantly, the `sundials::ginkgo::DefaultStop` class provided by SUNDIALS implements a stopping criterion that matches the default SUNDIALS stopping criterion. Namely, it checks if the max iterations (5 by default) were reached or if the absolute residual norm was below a specified tolerance. The criterion can be created just like any other Ginkgo stopping criteria:

```
auto crit{sundials::ginkgo::DefaultStop::build().with_max_iters(max_iters).on(gko_exec)};
```

Warning

It is *highly* recommended to employ this criterion when using Ginkgo solvers with SUNDIALS, but it is optional. However, to use the Ginkgo multigrid or cbgmres linear solvers, different Ginkgo criterion must be used.

Once we have created our stopping criterion, we create a Ginkgo solver factory object and wrap it in a `sundials::ginkgo::LinearSolver` object. In this example, we create a Ginkgo conjugate gradient solver:

```
using GkoMatrixType = gko::matrix::Csr<sunrealtype, sunindextype>;
using GkoSolverType = gko::solver::Cg<sunrealtype>;

auto gko_solver_factory = gko::share(
    GkoSolverType::build().with_criteria(std::move(crit)).on(gko_exec));

sundials::ginkgo::LinearSolver<GkoSolverType, GkoMatrixType> LS{
    gko_solver_factory, suncctx};
```

Finally, we can pass the instance of `sundials::ginkgo::LinearSolver` to any function expecting a `SUNLinearSolver` object through the implicit conversion operator or explicit conversion function.

```
// Attach linear solver and matrix to CVODE.
//
// Implicit conversion from sundials::ginkgo::LinearSolver<GkoSolverType, GkoMatrixType>
// to a SUNLinearSolver object is done.
//
// For details about creating A see the SUNMATRIX_GINKGO module.
CvodeSetLinearSolver(cvode_mem, LS, A);

// Alternatively with explicit conversion of LS to a SUNLinearSolver
// and A to a SUNMatrix:
CvodeSetLinearSolver(cvode_mem, LS->get(), A->get());
```

Warning

`SUNLinSolFree()` should never be called on a `SUNLinearSolver` that was created via conversion from a `sundials::ginkgo::LinearSolver`. Doing so may result in a double free.

8.18.2 SUNLINEARSOLVER_GINKGO API

In this section we list the public API of the `sundials::ginkgo::LinearSolver` class.

```
template<class GkoSolverType, class GkoMatrixType>
class sundials::ginkgo::LinearSolver : public sundials::ConvertibleTo<SUNLinearSolver>
```

LinearSolver() = default;

Default constructor - means the solver must be moved to.

LinearSolver(std::shared_ptr<typename *GkoSolverType*::Factory> gko_solver_factory, SUNContext sunctx)

Constructs a new `LinearSolver` from a Ginkgo solver factory.

Parameters

- **gko_solver_factory** – The Ginkgo solver factory (typically `gko::matrix::<type>::Factory`)
- **sunctx** – The SUNDIALS simulation context (*SUNContext*)

LinearSolver(*LinearSolver* &&that_solver) noexcept

Move constructor.

LinearSolver &**operator**=(*LinearSolver* &&rhs)

Move assignment.

~LinearSolver() override = default

Default destructor.

operator SUNLinearSolver() override

Implicit conversion to a *SUNLinearSolver*.

operator SUNLinearSolver() const override

Implicit conversion to a *SUNLinearSolver*.

SUNLinearSolver **get()** override

Explicit conversion to a *SUNLinearSolver*.

Added in version 7.6.0: Replaces the `Convert` method which was deprecated.

SUNLinearSolver **get()** const override

Explicit conversion to a *SUNLinearSolver*.

Added in version 7.6.0: Replaces the `Convert` method which was deprecated.

std::shared_ptr<const gko::Executor> **GkoExec()** const

Get the `gko::Executor` associated with the Ginkgo solver.

std::shared_ptr<typename *GkoSolverType*::Factory> **GkoFactory()**

Get the underlying Ginkgo solver factory.

GkoSolverType ***GkoSolver()**

Get the underlying Ginkgo solver.

Note

This will be *nullptr* until the linear solver setup phase.

int **NumIters()** const

Get the number of linear solver iterations in the most recent solve.

sunrealtype **ResNorm()** const

Get the residual norm of the solution at the end of the last solve.

The type of residual norm depends on the Ginkgo stopping criteria used with the solver. With the `DefaultStop` criteria this would be the absolute residual 2-norm.

GkoSolverType ***Setup**(*Matrix*<*GkoMatrixType*> *A)

Setup the linear system.

Parameters

A – the linear system matrix

Returns

Pointer to the Ginkgo solver generated from the factory

gko::LinOp ***Solve**(N_Vector b, N_Vector x, sunrealtype tol)

Solve the linear system $Ax = b$ to the specified tolerance.

Parameters

- **b** – the right-hand side vector
- **x** – the solution vector
- **tol** – the tolerance to solve the system to

Returns

gko::LinOp* the solution

8.19 The SUNLINEARSOLVER_GINKGOBATCH Module

Added in version 7.5.0.

The SUNLINEARSOLVER_GINKGOBATCH implementation of the SUNLinearSolver API provides an interface to the batched linear solvers from the Ginkgo linear algebra library [11]. Like SUNLINEARSOLVER_GINKGO, this module is written in C++17 and is distributed as a header file. To use the SUNLINEARSOLVER_GINKGOBATCH SUNLinearSolver, users will need to include `sunlinsol/sunlinsol_ginkgobatch.hpp`. The module is meant to be used with the SUNMATRIX_GINKGOBATCH module described in §7.11. Instructions on building SUNDIALS with Ginkgo enabled are given in §11.3.19. For instructions on building and using Ginkgo itself, refer to the [Ginkgo website and documentation](#).

Note

It is assumed that users of this module are aware of how to use Ginkgo. This module does not try to encapsulate Ginkgo linear solvers, rather it provides a lightweight interoperability layer between Ginkgo and SUNDIALS. Most, if not all, of the Ginkgo linear solvers should work with this interface.

8.19.1 Using SUNLINEARSOLVER_GINKGOBATCH

After choosing a compatible N_Vector (see §7.11.1) and creating a Ginkgo-enabled SUNMatrix (see §7.11) to use the SUNLINEARSOLVER_GINKGOBATCH module, we create the linear solver object:

```
using GkoBatchMatrixType = gko::batch::matrix::Csr<sunrealtype, sunindextype>;
using GkoBatchSolverType = gko::batch::solver::Bicgstab<sunrealtype>;
using SUNGkoMatrixType   = sundials::ginkgo::BatchMatrix<GkoBatchMatrixType>;
using SUNGkoLinearSolverType =
    sundials::ginkgo::BatchLinearSolver<GkoBatchSolverType, GkoBatchMatrixType>;

SUNGkoLinearSolverType LS{gko_exec, gko::batch::stop::tolerance_type::absolute,
                          precondition_factory, num_batches, sunctx};
```

Next, we can pass the instance of `sundials::ginkgo::BatchLinearSolver` to any function expecting a SUNLinearSolver object through the implicit conversion operator or explicit conversion function. For example,

```
// Attach linear solver and matrix to CVODE.
//
// Implicit conversion from sundials::ginkgo::BatchLinearSolver<GkoBatchSolverType, GkoBatchMatrixType>
// to a SUNLinearSolver object is done.
//
// For details about creating A see the SUNMATRIX_GINKGOBATCH module.
CvodeSetLinearSolver(cvode_mem, LS, A);

// Alternatively with explicit conversion of LS to a SUNLinearSolver
// and A to a SUNMatrix:
CvodeSetLinearSolver(cvode_mem, LS.get(), A.get());
```

After attaching the linear solver to the SUNDIALS integrator, one must change the norm factor the integrator uses since the Ginkgo linear solver will take norms over individual batches, not the entire system.

```
// When using ARKODE:
ARKodeSetLSNormFactor(arkode_mem, std::sqrt(batch_size));
```

(continues on next page)

(continued from previous page)

```
// When using CVODE:
CNodeSetLSNormFactor(cvode_mem, std::sqrt(batch_size));
```

```
// When using IDA:
IDASetLSNormFactor(ida_mem, std::sqrt(batch_size));
```

Warning

Setting the linear solver norm factor is essential. If this is not set, you will likely see a large number of linear solver convergence failures.

Warning

`SUNLinSolFree()` should never be called on a `SUNLinearSolver` that was created via conversion from a `sundials::ginkgo::BatchLinearSolver`. Doing so may result in a double free.

8.19.2 SUNLINEARSOLVER_GINKGOBATCH API

All core functions `<SUNLinSol.CoreFn>` of the `SUNLinearSolver` API are supported by this module/class. However, we note a difference in behavior for `SUNLinSolNumIters()`:

int `SUNLinSolNumIters_GinkgoBatch`(*SUNLinearSolver* S)

This function returns the average number of iterations across all of the batch systems. As such, functions that utilize this function to accumulate statistics over steps or solve (i.e., the `GetNumLinIters` function in each package) will return the sum of these average values.

The public API of the `sundials::ginkgo::BatchLinearSolver` class is as follows:

```
template<class GkoBatchSolverType, class GkoBatchMatType>
class sundials::ginkgo::BatchLinearSolver : public sundials::ConvertibleTo<SUNLinearSolver>
```

```
    BatchLinearSolver(std::shared_ptr<const gko::Executor> gko_exec, sunindextype num_batches,
                      SUNContext sunctx)
```

Constructs a new `BatchLinearSolver` with default tolerance type and max iterations.

Parameters

- **gko_exec** – The `gko::Executor` to use
- **num_batches** – Number of batches (batch systems)
- **sunctx** – The SUNDIALS simulation context (`SUNContext`)

```
    BatchLinearSolver(std::shared_ptr<const gko::Executor> gko_exec, gko::batch::stop::tolerance_type
                      tolerance_type, sunindextype num_batches, SUNContext sunctx)
```

Constructs a new `BatchLinearSolver` with specified tolerance type.

Parameters

- **gko_exec** – The `gko::Executor` to use
- **tolerance_type** – Ginkgo batch solver tolerance type

- **num_batches** – Number of batches (batch systems)
- **sunctx** – The SUNDIALS simulation context ([SUNContext](#))

BatchLinearSolver(std::shared_ptr<const gko::Executor> gko_exec,
std::shared_ptr<gko::batch::BatchLinOpFactory> precon_factory, sunindextype
num_batches, SUNContext sunctx)

Constructs a new BatchLinearSolver with a preconditioner factory.

Parameters

- **gko_exec** – The *gko::Executor* to use
- **precon_factory** – Ginkgo batch preconditioner factory
- **num_batches** – Number of batches (batch systems)
- **sunctx** – The SUNDIALS simulation context ([SUNContext](#))

BatchLinearSolver(std::shared_ptr<const gko::Executor> gko_exec, int max_iters, sunindextype
num_batches, SUNContext sunctx)

Constructs a new BatchLinearSolver with a maximum number of iterations.

Parameters

- **gko_exec** – The *gko::Executor* to use
- **max_iters** – Maximum number of iterations
- **num_batches** – Number of batches (batch systems)
- **sunctx** – The SUNDIALS simulation context ([SUNContext](#))

BatchLinearSolver(std::shared_ptr<const gko::Executor> gko_exec, gko::batch::stop::tolerance_type
tolerance_type, int max_iters, sunindextype num_batches, SUNContext sunctx)

Constructs a new BatchLinearSolver with specified tolerance type and maximum iterations.

Parameters

- **gko_exec** – The *gko::Executor* to use
- **tolerance_type** – Ginkgo batch solver tolerance type
- **max_iters** – Maximum number of iterations
- **num_batches** – Number of batches (batch systems)
- **sunctx** – The SUNDIALS simulation context ([SUNContext](#))

BatchLinearSolver(std::shared_ptr<const gko::Executor> gko_exec,
std::shared_ptr<gko::batch::BatchLinOpFactory> precon_factory, int max_iters,
sunindextype num_batches, SUNContext sunctx)

Constructs a new BatchLinearSolver with a preconditioner factory and maximum iterations.

Parameters

- **gko_exec** – The *gko::Executor* to use
- **precon_factory** – Ginkgo batch preconditioner factory
- **max_iters** – Maximum number of iterations
- **num_batches** – Number of batches (batch systems)
- **sunctx** – The SUNDIALS simulation context ([SUNContext](#))

BatchLinearSolver(std::shared_ptr<const gko::Executor> gko_exec, gko::batch::stop::tolerance_type tolerance_type, std::shared_ptr<gko::batch::BatchLinOpFactory> precon_factory, sunindextype num_batches, SUNContext sunctx)

Constructs a new BatchLinearSolver with specified tolerance type and preconditioner factory.

Parameters

- **gko_exec** – The *gko::Executor* to use
- **tolerance_type** – Ginkgo batch solver tolerance type
- **precon_factory** – Ginkgo batch preconditioner factory
- **num_batches** – Number of batches (batch systems)
- **sunctx** – The SUNDIALS simulation context (*SUNContext*)

BatchLinearSolver(std::shared_ptr<const gko::Executor> gko_exec, gko::batch::stop::tolerance_type tolerance_type, std::shared_ptr<gko::batch::BatchLinOpFactory> precon_factory, int max_iters, sunindextype num_batches, SUNContext sunctx)

Constructs a new BatchLinearSolver with all options specified.

Parameters

- **gko_exec** – The *gko::Executor* to use
- **tolerance_type** – Ginkgo batch solver tolerance type
- **precon_factory** – Ginkgo batch preconditioner factory
- **max_iters** – Maximum number of iterations
- **num_batches** – Number of batches (batch systems)
- **sunctx** – The SUNDIALS simulation context (*SUNContext*)

BatchLinearSolver(*BatchLinearSolver* &&that_solver) noexcept

Move constructor.

BatchLinearSolver &**operator=**(*BatchLinearSolver* &&rhs)

Move assignment.

~BatchLinearSolver() override = default

Default destructor.

operator SUNLinearSolver() override

Implicit conversion to a *SUNLinearSolver*.

operator SUNLinearSolver() const override

Implicit conversion to a *SUNLinearSolver*.

SUNLinearSolver **get**() override

Explicit conversion to a *SUNLinearSolver*.

Added in version 7.6.0: Replaces the `Convert` method which was deprecated.

SUNLinearSolver **get**() const override

Explicit conversion to a *SUNLinearSolver*.

Added in version 7.6.0: Replaces the `Convert` method which was deprecated.

std::shared_ptr<const gko::Executor> **GkoExec**() const

Get the *gko::Executor* associated with the Ginkgo solver.

std::shared_ptr<typename *GkoBatchSolverType*::Factory> **GkoFactory**()

Get the underlying Ginkgo solver factory.

GkoBatchSolverType ***GkoSolver**()

Get the underlying Ginkgo solver.

Note

This will be nullptr until the linear solver setup phase.

int **AvgNumIters**() const

Get the average number of linear solver iterations across the batches in the most recent solve.

int **StddevNumIters**() const

Get the standard deviation of the number of iterations across the batches during the last solve.

int **SumAvgNumIters**() const

Get the running sum of the average number of iterations in this solver's lifetime.

SUNErrCode **SetScalingMode**(int scaling_mode)

Sets the matrix scaling mode. The options are:

- `BatchLinearSolver::NO_SCALING` – no scaling of the matrix
- `BatchLinearSolver::LAGGED_SCALING` – the matrix is only scaled when it is updated, this is the default
- `BatchLinearSolver::SOLVE_SCALING` – the matrix is scaled (and unscaled) every solve, this is the most expensive option on a per-solve basis

SUNErrCode **SetScalingVectors**(N_Vector s1, N_Vector s2)

Sets the left (s1) and right (s2) scaling vectors to use.

int **Setup**(*BatchMatrix*<*GkoBatchMatType*> *A)

Setup the linear system.

Parameters

A – the linear system matrix

Returns

Zero on success otherwise a non-zero value

int **Solve**(*BatchMatrix*<*GkoBatchMatType*> *A, N_Vector b, N_Vector x, sunrealtype tol)

Solve the linear system $Ax = b$ to the specified tolerance.

Parameters

- **A** – the linear system matrix
- **b** – the right-hand side vector
- **x** – the solution vector
- **tol** – the tolerance to solve the system to

Returns

Zero on success otherwise a non-zero value

8.20 The SUNLINEARSOLVER_KOKKOSDENSE Module

Added in version 6.4.0.

The `SUNLINEARSOLVER_KOKKOSDENSE` *SUNLinearSolver* implementation provides an interface to KokkosKernels [65] linear solvers for dense and batched dense (block-diagonal) systems. Since Kokkos is a modern C++ library, the module is also written in modern C++ (it requires C++14) as a header only library. To utilize this *SUNLinearSolver* user will need to include `sunlinsol/sunlinsol_kokkosdense.hpp`. More instructions on building SUNDIALS with Kokkos and KokkosKernels enabled are given in §11.3.24. For instructions on building and using Kokkos and KokkosKernels, refer to the [Kokkos](#) and [KokkosKernels](#) documentation.

8.20.1 Using SUNLINEARSOLVER_KOKKOSDENSE

The `SUNLINEARSOLVER_KOKKOSDENSE` module is defined by the `DenseLinearSolver` templated class in the `sundials::kokkos` namespace:

```
template<class ExecSpace = Kokkos::DefaultExecutionSpace,
         class MemSpace = typename ExecSpace::memory_space>
class DenseLinearSolver : public sundials::impl::BaseLinearSolver,
                        public sundials::ConvertibleTo<SUNLinearSolver>
```

To use the `SUNLINEARSOLVER_KOKKOSDENSE` module, we begin by constructing an instance of a dense linear solver e.g.,

```
// Create a dense linear solver
sundials::kokkos::DenseLinearSolver<> LS{sunctx};
```

Instances of the `DenseLinearSolver` class are implicitly or explicitly (using the `get()` method) convertible to a *SUNLinearSolver* e.g.,

```
sundials::kokkos::DenseLinearSolver<> LS{sunctx};
SUNLinearSolver LSA = LS;           // implicit conversion to SUNLinearSolver
SUNLinearSolver LSB = LS.get();    // explicit conversion to SUNLinearSolver
```

Warning

SUNLinSolFree() should never be called on a *SUNLinearSolver* that was created via conversion from a `sundials::kokkos::DenseLinearSolver`. Doing so may result in a double free.

The `SUNLINEARSOLVER_KOKKOSDENSE` module is compatible with the `NVECTOR_KOKKOS` vector module (see §6.14) and `SUNMATRIX_KOKKOSDENSE` matrix module (see §7.12).

8.20.2 SUNLINEARSOLVER_KOKKOSDENSE API

In this section we list the public API of the `sundials::kokkos::DenseLinearSolver` class.

```
template<class ExecSpace = Kokkos::DefaultExecutionSpace, class MemSpace = typename
ExecSpace::memory_space>
class DenseLinearSolver : public sundials::impl::BaseLinearSolver, public
sundials::ConvertibleTo<SUNLinearSolver>
```

DenseLinearSolver() = default;

Default constructor - means the solver must be moved to.

DenseLinearSolver(SUNContext suncctx)

Constructs a new DenseLinearSolver.

Parameters

suncctx – The SUNDIALS simulation context (*SUNContext*)

DenseLinearSolver(*DenseLinearSolver* &&that_solver) noexcept

Move constructor.

DenseLinearSolver &**operator=**(*DenseLinearSolver* &&rhs)

Move assignment.

~DenseLinearSolver() override = default

Default destructor.

operator SUNLinearSolver() override

Implicit conversion to a *SUNLinearSolver*.

operator SUNLinearSolver() const override

Implicit conversion to a *SUNLinearSolver*.

SUNLinearSolver **get()** override

Explicit conversion to a *SUNLinearSolver*.

Added in version 7.6.0: Replaces the `Convert` method which was deprecated.

SUNLinearSolver **get()** const override

Explicit conversion to a *SUNLinearSolver*.

Added in version 7.6.0: Replaces the `Convert` method which was deprecated.

8.21 SUNLinearSolver Examples

There are SUNLinearSolver examples that may be installed for each implementation; these make use of the functions in `test_sunlinsol.c`. These example functions show simple usage of the SUNLinearSolver family of modules. The inputs to the examples depend on the linear solver type, and are output to `stdout` if the example is run without the appropriate number of command-line arguments.

The following is a list of the example functions in `test_sunlinsol.c`:

- **Test_SUNLinSolGetType**: Verifies the returned solver type against the value that should be returned.
- **Test_SUNLinSolGetID**: Verifies the returned solver identifier against the value that should be returned.
- **Test_SUNLinSolInitialize**: Verifies that `SUNLinSolInitialize` can be called and returns successfully.
- **Test_SUNLinSolSetup**: Verifies that `SUNLinSolSetup` can be called and returns successfully.
- **Test_SUNLinSolSolve**: Given a `SUNMatrix` object A , `N_Vector` objects x and b (where $Ax = b$) and a desired solution tolerance `tol`, this routine clones x into a new vector y , calls `SUNLinSolSolve` to fill y as the solution to $Ay = b$ (to the input tolerance), verifies that each entry in x and y match to within $10 * tol$, and overwrites x with y prior to returning (in case the calling routine would like to investigate further).
- **Test_SUNLinSolSetATimes** (iterative solvers only): Verifies that `SUNLinSolSetATimes` can be called and returns successfully.

- `Test_SUNLinSolSetPreconditioner` (iterative solvers only): Verifies that `SUNLinSolSetPreconditioner` can be called and returns successfully.
- `Test_SUNLinSolSetScalingVectors` (iterative solvers only): Verifies that `SUNLinSolSetScalingVectors` can be called and returns successfully.
- `Test_SUNLinSolSetZeroGuess` (iterative solvers only): Verifies that `SUNLinSolSetZeroGuess` can be called and returns successfully.
- `Test_SUNLinSolLastFlag`: Verifies that `SUNLinSolLastFlag` can be called, and outputs the result to `stdout`.
- `Test_SUNLinSolNumIters` (iterative solvers only): Verifies that `SUNLinSolNumIters` can be called, and outputs the result to `stdout`.
- `Test_SUNLinSolResNorm` (iterative solvers only): Verifies that `SUNLinSolResNorm` can be called, and that the result is non-negative.
- `Test_SUNLinSolResid` (iterative solvers only): Verifies that `SUNLinSolResid` can be called.
- `Test_SUNLinSolSpace` verifies that `SUNLinSolSpace` can be called, and outputs the results to `stdout`.

We'll note that these tests should be performed in a particular order. For either direct or iterative linear solvers, `Test_SUNLinSolInitialize` must be called before `Test_SUNLinSolSetup`, which must be called before `Test_SUNLinSolSolve`. Additionally, for iterative linear solvers `Test_SUNLinSolSetATimes`, `Test_SUNLinSolSetPreconditioner` and `Test_SUNLinSolSetScalingVectors` should be called before `Test_SUNLinSolInitialize`; similarly `Test_SUNLinSolNumIters`, `Test_SUNLinSolResNorm` and `Test_SUNLinSolResid` should be called after `Test_SUNLinSolSolve`. These are called in the appropriate order in all of the example problems.

Chapter 9

Nonlinear Algebraic Solvers

SUNDIALS time integration packages are written in terms of generic nonlinear solver operations defined by the SUNNonlinSol API and implemented by a particular SUNNonlinSol module of type `SUNNonlinearSolver`. Users can supply their own SUNNonlinSol module, or use one of the modules provided with SUNDIALS. Depending on the package, nonlinear solver modules can either target systems presented in a rootfinding ($F(y) = 0$) or fixed-point ($G(y) = y$) formulation. For more information on the formulation of the nonlinear system(s) in CVODES, see §9.2.

The time integrators in SUNDIALS specify a default nonlinear solver module and as such this chapter is intended for users that wish to use a non-default nonlinear solver module or would like to provide their own nonlinear solver implementation. Users interested in using a non-default solver module may skip the description of the SUNNonlinSol API in section §9.1 and proceed to the subsequent sections in this chapter that describe the SUNNonlinSol modules provided with SUNDIALS.

For users interested in providing their own SUNNonlinSol module, the following section presents the SUNNonlinSol API and its implementation beginning with the definition of SUNNonlinSol functions in the sections §9.1.1, §9.1.2 and §9.1.3. This is followed by the definition of functions supplied to a nonlinear solver implementation in the section §9.1.4. The nonlinear solver return codes are given in the section §9.1.5. The `SUNNonlinearSolver` type and the generic SUNNonlinSol module are defined in the section §9.1.6. Finally, the section §9.1.7 lists the requirements for supplying a custom SUNNonlinSol module. Users wishing to supply their own SUNNonlinSol module are encouraged to use the SUNNonlinSol implementations provided with SUNDIALS as templates for supplying custom nonlinear solver modules.

9.1 The SUNNonlinearSolver API

The SUNNonlinSol API defines several nonlinear solver operations that enable SUNDIALS integrators to utilize any SUNNonlinSol implementation that provides the required functions. These functions can be divided into three categories. The first are the core nonlinear solver functions. The second consists of “set” routines to supply the nonlinear solver with functions provided by the SUNDIALS time integrators and to modify solver parameters. The final group consists of “get” routines for retrieving nonlinear solver statistics. All of these functions are defined in the header file `sundials/sundials_nonlinearsolver.h`.

9.1.1 SUNNonlinearSolver core functions

The core nonlinear solver functions consist of two required functions to get the nonlinear solver type (`SUNNonlinSolGetType()`) and solve the nonlinear system (`SUNNonlinSolSolve()`). The remaining three functions for nonlinear solver initialization (`SUNNonlinSolInitialize()`), setup (`SUNNonlinSolSetup()`), and destruction (`SUNNonlinSolFree()`) are optional.

enum SUNNonlinearSolver_Type

An identifier indicating the form of the nonlinear system expected by the nonlinear solver.

enumerator SUNNONLINEARSOLVER_ROOTFIND

The nonlinear solver expects systems in rootfinding form $F(y) = 0$

enumerator SUNNONLINEARSOLVER_FIXEDPOINT

The nonlinear solver expects systems in fixed-point form $G(y) = y$.

SUNNonlinearSolver_Type **SUNNonlinSolGetType**(*SUNNonlinearSolver* NLS)

This *required* function returns the nonlinear solver type.

Arguments:

- *NLS* – a SUNNonlinSol object.

Return value:

The *SUNNonlinearSolver_Type* type identifier for the nonlinear solver.

SUNErrCode **SUNNonlinSolInitialize**(*SUNNonlinearSolver* NLS)

This *optional* function handles nonlinear solver initialization and may perform any necessary memory allocations.

Arguments:

- *NLS* – a SUNNonlinSol object.

Return value:

A *SUNErrCode*.

Notes:

It is assumed all solver-specific options have been set prior to calling *SUNNonlinSolInitialize()*. SUNNonlinSol implementations that do not require initialization may set this operation to NULL.

SUNErrCode **SUNNonlinSolSetup**(*SUNNonlinearSolver* NLS, *N_Vector* y, void *mem)

This *optional* function performs any solver setup needed for a nonlinear solve.

Arguments:

- *NLS* – a SUNNonlinSol object.
- *y* – the initial guess passed to the nonlinear solver.
- *mem* – the SUNDIALS integrator memory structure.

Return value:

A *SUNErrCode*.

Notes:

SUNDIALS integrators call *SUNNonlinSolSetup()* before each step attempt. SUNNonlinSol implementations that do not require setup may set this operation to NULL.

int **SUNNonlinSolSolve**(*SUNNonlinearSolver* NLS, *N_Vector* y0, *N_Vector* ycor, *N_Vector* w, *sunrealtype* tol, *sunbooleantype* callLSetup, void *mem)

This *required* function solves the nonlinear system $F(y) = 0$ or $G(y) = y$.

Arguments:

- *NLS* – a SUNNonlinSol object.
- *y0* – the predicted value for the new solution state. This *must* remain unchanged throughout the solution process.

- *ycor* – on input the initial guess for the correction to the predicted state (zero) and on output the final correction to the predicted state.
- *w* – the solution error weight vector used for computing weighted error norms.
- *tol* – the requested solution tolerance in the weighted root-mean-squared norm.
- *callLSetup* – a flag indicating that the integrator recommends for the linear solver setup function to be called.
- *mem* – the SUNDIALS integrator memory structure.

Return value:

The return value is zero for a successful solve, a positive value for a recoverable error (i.e., the solve failed and the integrator should reduce the step size and reattempt the step), and a negative value for an unrecoverable error (i.e., the solve failed and the integrator should halt and return an error to the user).

SUNErrCode **SUNNonlinSolFree**(*SUNNonlinearSolver* NLS)

This *optional* function frees any memory allocated by the nonlinear solver.

Arguments:

- *NLS* – a *SUNNonlinSol* object.

Return value:

- A *SUNErrCode*

9.1.2 SUNNonlinearSolver “set” functions

The following functions are used to supply nonlinear solver modules with functions defined by the SUNDIALS integrators and to modify solver parameters. Only the routine for setting the nonlinear system defining function (*SUNNonlinSolSetSysFn()*) is required. All other set functions are optional.

SUNErrCode **SUNNonlinSolSetOptions**(*SUNNonlinearSolver* NLS, const char *NLSid, const char *file_name, int argc, char *argv[])

This *optional* routine sets *SUNNonlinearSolver* options from an array of strings or a file.

Parameters

- *NLS* – the *SUNNonlinearSolver* object.
- *NLSid* – the prefix for options to read. The default is “sunnonlinearsolver”.
- *file_name* – the name of a file containing options to read. If this is NULL or an empty string, “”, then no file is read.
- *argc* – length of the *argv* array.
- *argv* – an array of strings containing the options to set and their values.

Returns

SUNErrCode indicating success or failure.

Note

The *argc* and *argv* arguments are typically those supplied to the user’s *main* routine however, this is not required. The inputs are left unchanged by *SUNNonlinSolSetOptions()*.

If the *NLSid* argument is NULL, then the default prefix, *sunnonlinearsolver*, must be used for all *SUNNonlinearSolver* options. Whether *NLSid* is supplied or not, a “.” must be used to separate an option key

from the prefix. For example, when using the default `NLSid`, the option `sunnonlinearsolver.max_iters` followed by the value can be used to set the maximum number of nonlinear solver iterations. When using a combination of `SUNNonlinearSolver` objects (e.g., when using `MRISetp`), it is recommended that users call `SUNNonlinSolSetOptions()` for each nonlinear solver using distinct `NLSid` inputs, so that each solver object can be configured separately.

`SUNNonlinearSolver` options set via command-line arguments to `SUNNonlinSolSetOptions()` will overwrite any previously-set values. Options are set in the order they are given in `argv` and, if an option with the same prefix appears multiple times in `argv`, the value of the last occurrence will be used.

The supported option names are noted within the documentation for the corresponding “set” function. For options that take a `sunbooltype` as input, use 1 to indicate `true` and 0 for `false`.

Warning

This function is not available in the Fortran interface.

File-based options are not yet supported, so the `file_name` argument should be set to either `NULL` or the empty string `""`.

Added in version 7.5.0.

SUNErrCode `SUNNonlinSolSetSysFn(SUNNonlinearSolver NLS, SUNNonlinSolSysFn SysFn)`

This *required* function is used to provide the nonlinear solver with the function defining the nonlinear system. This is the function $F(y)$ in $F(y) = 0$ for `SUNNONLINEARSOLVER_ROOTFIND` modules or $G(y)$ in $G(y) = y$ for `SUNNONLINEARSOLVER_FIXEDPOINT` modules.

Arguments:

- *NLS* – a `SUNNonlinSol` object.
- *SysFn* – the function defining the nonlinear system. See §9.1.4 for the definition of `SUNNonlinSolSysFn`.

Return value:

- A `SUNErrCode`

SUNErrCode `SUNNonlinSolSetLSetupFn(SUNNonlinearSolver NLS, SUNNonlinSolLSetupFn SetupFn)`

This *optional* function is called by SUNDIALS integrators to provide the nonlinear solver with access to its linear solver setup function.

Arguments:

- *NLS* – a `SUNNonlinSol` object.
- *SetupFn* – a wrapper function to the SUNDIALS integrator’s linear solver setup function. See §9.1.4 for the definition of `SUNNonlinSolLSetupFn`.

Return value:

- A `SUNErrCode`

Notes:

The `SUNNonlinSolLSetupFn` function sets up the linear system $Ax = b$ where $A = \frac{\partial F}{\partial y}$ is the linearization of the nonlinear residual function $F(y) = 0$ (when using `SUNLinSol` direct linear solvers) or calls the user-defined preconditioner setup function (when using `SUNLinSol` iterative linear solvers). `SUNNonlinSol` implementations that do not require solving this system, do not utilize `SUNLinSol` linear solvers, or use `SUNLinSol` linear solvers that do not require setup may set this operation to `NULL`.

SUNErrCode **SUNNonlinSolSetLSolveFn**(*SUNNonlinearSolver* NLS, *SUNNonlinSolLSolveFn* SolveFn)

This *optional* function is called by SUNDIALS integrators to provide the nonlinear solver with access to its linear solver solve function.

Arguments:

- *NLS* – a *SUNNonlinSol* object.
- *SolveFn* – a wrapper function to the SUNDIALS integrator’s linear solver solve function. See §9.1.4 for the definition of *SUNNonlinSolLSolveFn*.

Return value:

- A *SUNErrCode*

Notes:

The *SUNNonlinSolLSolveFn* function solves the linear system $Ax = b$ where $A = \frac{\partial F}{\partial y}$ is the linearization of the nonlinear residual function $F(y) = 0$. *SUNNonlinSol* implementations that do not require solving this system or do not use *SUNLinSol* linear solvers may set this operation to *NULL*.

SUNErrCode **SUNNonlinSolSetConvTestFn**(*SUNNonlinearSolver* NLS, *SUNNonlinSolConvTestFn* CTestFn, void *ctest_data)

This *optional* function is used to provide the nonlinear solver with a function for determining if the nonlinear solver iteration has converged. This is typically called by SUNDIALS integrators to define their nonlinear convergence criteria, but may be replaced by the user.

Arguments:

- *NLS* – a *SUNNonlinSol* object.
- *CTestFn* – a SUNDIALS integrator’s nonlinear solver convergence test function. See §9.1.4 for the definition of *SUNNonlinSolConvTestFn*.
- *ctest_data* – is a data pointer passed to *CTestFn* every time it is called.

Return value:

- A *SUNErrCode*

Notes:

SUNNonlinSol implementations utilizing their own convergence test criteria may set this function to *NULL*.

SUNErrCode **SUNNonlinSolSetMaxIters**(*SUNNonlinearSolver* NLS, int maxiters)

This *optional* function sets the maximum number of nonlinear solver iterations. This is typically called by SUNDIALS integrators to define their default iteration limit, but may be adjusted by the user.

Arguments:

- *NLS* – a *SUNNonlinSol* object.
- *maxiters* – the maximum number of nonlinear iterations.

Return value:

- A *SUNErrCode*

Notes:

If supported by the *SUNNonlinearSolver* implementation, this routine will be called by *SUNNonlinSolSetOptions()* when using the key “NLSid.max_iters”.

9.1.3 SUNNonlinearSolver “get” functions

The following functions allow SUNDIALS integrators to retrieve nonlinear solver statistics. The routines to get the number of iterations in the most recent solve (*SUNNonlinSolGetNumIters()*) and number of convergence failures are optional. The routine to get the current nonlinear solver iteration (*SUNNonlinSolGetCurIter()*) is required when using the convergence test provided by the SUNDIALS integrator or when using an iterative SUNLinSol linear solver module; otherwise *SUNNonlinSolGetCurIter()* is optional.

SUNErrCode **SUNNonlinSolGetNumIters**(*SUNNonlinearSolver* NLS, long int *nitters)

This *optional* function returns the number of nonlinear solver iterations in the most recent solve. This is typically called by the SUNDIALS integrator to store the nonlinear solver statistics, but may also be called by the user.

Arguments:

- *NLS* – a SUNNonlinSol object.
- *nitters* – the total number of nonlinear solver iterations.

Return value:

- A *SUNErrCode*

SUNErrCode **SUNNonlinSolGetCurIter**(*SUNNonlinearSolver* NLS, int *iter)

This function returns the iteration index of the current nonlinear solve. This function is *required* when using SUNDIALS integrator-provided convergence tests or when using an iterative SUNLinSol linear solver module; otherwise it is *optional*.

Arguments:

- *NLS* – a SUNNonlinSol object.
- *iter* – the nonlinear solver iteration in the current solve starting from zero.

Return value:

- A *SUNErrCode*

SUNErrCode **SUNNonlinSolGetNumConvFails**(*SUNNonlinearSolver* NLS, long int *nconvfails)

This *optional* function returns the number of nonlinear solver convergence failures in the most recent solve. This is typically called by the SUNDIALS integrator to store the nonlinear solver statistics, but may also be called by the user.

Arguments:

- *NLS* – a SUNNonlinSol object.
- *nconvfails* – the total number of nonlinear solver convergence failures.

Return value:

- A *SUNErrCode*

9.1.4 Functions provided by SUNDIALS integrators

To interface with SUNNonlinSol modules, the SUNDIALS integrators supply a variety of routines for evaluating the nonlinear system, calling the SUNLinSol setup and solve functions, and testing the nonlinear iteration for convergence. These integrator-provided routines translate between the user-supplied ODE or DAE systems and the generic interfaces to the nonlinear or linear systems of equations that result in their solution. The functions provided to a SUNNonlinSol module have types defined in the header file `sundials/sundials_nonlinearsolver.h`; these are also described below.

```
typedef int (*SUNNonlinSolSysFn)(N_Vector ycor, N_Vector F, void *mem)
```

These functions evaluate the nonlinear system $F(y)$ for SUNNONLINEARSOLVER_ROOTFIND type modules or $G(y)$ for SUNNONLINEARSOLVER_FIXEDPOINT type modules. Memory for F must be allocated prior to calling this function. The vector $ycor$ will be left unchanged.

Arguments:

- $ycor$ – is the current correction to the predicted state at which the nonlinear system should be evaluated.
- F – is the output vector containing $F(y)$ or $G(y)$, depending on the solver type.
- mem – is the SUNDIALS integrator memory structure.

Return value:

The return value is zero for a successful solve, a positive value for a recoverable error, and a negative value for an unrecoverable error.

Notes:

SUNDIALS integrators formulate nonlinear systems as a function of the correction to the predicted solution. On each call to the nonlinear system function the integrator will compute and store the current solution based on the input correction. Additionally, the residual will store the value of the ODE right-hand side function or DAE residual used in computing the nonlinear system. These stored values are then directly used in the integrator-supplied linear solver setup and solve functions as applicable.

```
typedef int (*SUNNonlinSolLSetupFn)(sunbooleantype jbad, sunbooleantype *jcur, void *mem)
```

These functions are wrappers to the SUNDIALS integrator's function for setting up linear solves with SUNLinSol modules.

Arguments:

- $jbad$ – is an input indicating whether the nonlinear solver believes that A has gone stale (SUNTRUE) or not (SUNFALSE).
- $jcur$ – is an output indicating whether the routine has updated the Jacobian A (SUNTRUE) or not (SUNFALSE).
- mem – is the SUNDIALS integrator memory structure.

Return value:

The return value is zero for a successful solve, a positive value for a recoverable error, and a negative value for an unrecoverable error.

Notes:

The `SUNNonlinSolLSetupFn` function sets up the linear system $Ax = b$ where $A = \frac{\partial F}{\partial y}$ is the linearization of the nonlinear residual function $F(y) = 0$ (when using SUNLinSol direct linear solvers) or calls the user-defined preconditioner setup function (when using SUNLinSol iterative linear solvers). SUNNonlinSol implementations that do not require solving this system, do not utilize SUNLinSol linear solvers, or use SUNLinSol linear solvers that do not require setup may ignore these functions.

As discussed in the description of `SUNNonlinSolSysFn`, the linear solver setup function assumes that the nonlinear system function has been called prior to the linear solver setup function as the setup will utilize saved values from the nonlinear system evaluation (e.g., the updated solution).

```
typedef int (*SUNNonlinSolLSolveFn)(N_Vector b, void *mem)
```

These functions are wrappers to the SUNDIALS integrator's function for solving linear systems with SUNLinSol modules.

Arguments:

- b – contains the right-hand side vector for the linear solve on input and the solution to the linear system on output.

- *mem* – is the SUNDIALS integrator memory structure.

Return value:

The return value is zero for a successful solve, a positive value for a recoverable error, and a negative value for an unrecoverable error.

Notes:

The *SUNNonlinSolLSolveFn* function solves the linear system $Ax = b$ where $A = \frac{\partial F}{\partial y}$ is the linearization of the nonlinear residual function $F(y) = 0$. SUNNonlinSol implementations that do not require solving this system or do not use SUNLinSol linear solvers may ignore these functions.

As discussed in the description of *SUNNonlinSolSysFn*, the linear solver solve function assumes that the nonlinear system function has been called prior to the linear solver solve function as the setup may utilize saved values from the nonlinear system evaluation (e.g., the updated solution).

```
typedef int (*SUNNonlinSolConvTestFn)(SUNNonlinearSolver NLS, N_Vector ycor, N_Vector del, sunrealtype tol, N_Vector ewt, void *ctest_data)
```

These functions are SUNDIALS integrator-specific convergence tests for nonlinear solvers and are typically supplied by each SUNDIALS integrator, but users may supply custom problem-specific versions as desired.

Arguments:

- *NLS* – is the SUNNonlinSol object.
- *ycor* – is the current correction (nonlinear iterate).
- *del* – is the difference between the current and prior nonlinear iterates.
- *tol* – is the nonlinear solver tolerance.
- *ewt* – is the weight vector used in computing weighted norms.
- *ctest_data* – is the data pointer provided to *SUNNonlinSolSetConvTestFn()*.

Return value:

The return value of this routine will be a negative value if an unrecoverable error occurred or one of the following:

- SUN_SUCCESS – the iteration is converged.
- SUN_NLS_CONTINUE – the iteration has not converged, keep iterating.
- SUN_NLS_CONV_RECVR – the iteration appears to be diverging, try to recover.

Notes:

The tolerance passed to this routine by SUNDIALS integrators is the tolerance in a weighted root-mean-squared norm with error weight vector *ewt*. SUNNonlinSol modules utilizing their own convergence criteria may ignore these functions.

9.1.5 SUNNonlinearSolver return codes

The functions provided to SUNNonlinSol modules by each SUNDIALS integrator, and functions within the SUNDIALS-provided SUNNonlinSol implementations, utilize a common set of return codes shown in Table 9.1. Here, negative values correspond to non-recoverable failures, positive values to recoverable failures, and zero to a successful call.

Table 9.1: Description of the SUNNonlinearSolver return codes.

Name	Value	Description
SUN_SUCCESS	0	successful call or converged solve
SUN_NLS_CONTINUE	901	the nonlinear solver is not converged, keep iterating
SUN_NLS_CONV_RECVR	902	the nonlinear solver appears to be diverging, try to recover

9.1.6 The generic SUNNonlinearSolver module

SUNDIALS integrators interact with specific SUNNonlinSol implementations through the generic SUNNonlinSol module on which all other SUNNonlinSol implementations are built. The SUNNonlinearSolver type is a pointer to a structure containing an implementation-dependent *content* field and an *ops* field.

A *SUNNonlinearSolver* is a pointer to the *_generic_SUNNonlinearSolver* structure:

```
typedef struct _generic_SUNNonlinearSolver *SUNNonlinearSolver
```

```
struct _generic_SUNNonlinearSolver
```

The structure defining the SUNDIALS nonlinear solver class.

void ***content**

Pointer to nonlinear solver-specific member data

SUNNonlinearSolver_Ops **ops**

A virtual table of nonlinear solver operations provided by a specific implementation

SUNContext **sunctx**

The SUNDIALS simulation context

The virtual table structure is defined as

```
typedef struct _generic_SUNNonlinearSolver_Ops *SUNNonlinearSolver_Ops
```

```
struct _generic_SUNNonlinearSolver_Ops
```

The structure defining *SUNNonlinearSolver* operations.

SUNNonlinearSolver_Type (***gettype**)(*SUNNonlinearSolver*)

The function implementing *SUNNonlinSolGetType()*

int (***initialize**)(*SUNNonlinearSolver*)

The function implementing *SUNNonlinSolInitialize()*

int (***setup**)(*SUNNonlinearSolver*, *N_Vector*, void*)

The function implementing *SUNNonlinSolSetup()*

int (***solve**)(*SUNNonlinearSolver*, *N_Vector*, *N_Vector*, *N_Vector*, *sunrealtype*, *sunbooleantype*, void*)

The function implementing *SUNNonlinSolSolve()*

int (***free**)(*SUNNonlinearSolver*)

The function implementing *SUNNonlinSolFree()*

int (***setsysfn**)(*SUNNonlinearSolver*, *SUNNonlinSolSysFn*)

The function implementing *SUNNonlinSolSetSysFn()*

int (***setlsetupfn**)(*SUNNonlinearSolver*, *SUNNonlinSolLSetupFn*)

The function implementing *SUNNonlinSolSetLSetupFn()*

int (***setlsolvefn**)(*SUNNonlinearSolver*, *SUNNonlinSolSolveFn*)

The function implementing *SUNNonlinSolSetLSolveFn()*

int (***setctestfn**)(*SUNNonlinearSolver*, *SUNNonlinSolConvTestFn*, void*)

The function implementing *SUNNonlinSolSetConvTestFn()*

int (***setmaxiters**)(*SUNNonlinearSolver*, int)

The function implementing *SUNNonlinSolSetMaxIters()*

int (***getnumiters**)(*SUNNonlinearSolver*, long int*)

The function implementing *SUNNonlinSolGetNumIters()*

int (***getcuriter**)(*SUNNonlinearSolver*, int*)

The function implementing *SUNNonlinSolGetCurIter()*

int (***getnumconvfails**)(*SUNNonlinearSolver*, long int*)

The function implementing *SUNNonlinSolGetNumConvFails()*

The generic *SUNNonlinSol* module defines and implements the nonlinear solver operations defined in §9.1.1–§9.1.3. These routines are in fact only wrappers to the nonlinear solver operations provided by a particular *SUNNonlinSol* implementation, which are accessed through the *ops* field of the *SUNNonlinearSolver* structure. To illustrate this point we show below the implementation of a typical nonlinear solver operation from the generic *SUNNonlinSol* module, namely *SUNNonlinSolSolve()*, which solves the nonlinear system and returns a flag denoting a successful or failed solve:

```
int SUNNonlinSolSolve(SUNNonlinearSolver NLS,
                     N_Vector y0, N_Vector y,
                     N_Vector w, sunrealtype tol,
                     sunbooleantype callSetup, void* mem)
{
    return((int) NLS->ops->solve(NLS, y0, y, w, tol, callSetup, mem));
}
```

9.1.7 Implementing a Custom *SUNNonlinearSolver* Module

A *SUNNonlinSol* implementation *must* do the following:

- Specify the content of the *SUNNonlinSol* module.
- Define and implement the required nonlinear solver operations defined in §9.1.1–§9.1.3. Note that the names of the module routines should be unique to that implementation in order to permit using more than one *SUNNonlinSol* module (each with different *SUNNonlinearSolver* internal data representations) in the same code.
- Define and implement a user-callable constructor to create a *SUNNonlinearSolver* object.
- If the implementation depends on a linear solver, then it must evaluate the nonlinear system function passed to *SUNNonlinSolSetSysFn()* *before* setting up the linear solver (signaled by the *callSetup* flag to *SUNNonlinSolSolve()*).

To aid in the creation of custom *SUNNonlinearSolver* modules, the generic *SUNNonlinearSolver* module provides the utility functions *SUNNonlinSolNewEmpty()* and *SUNNonlinSolFreeEmpty()*. When used in custom *SUNNonlinearSolver* constructors these functions will ease the introduction of any new optional nonlinear solver operations to the *SUNNonlinearSolver* API by ensuring that only required operations need to be set.

SUNNonlinearSolver **SUNNonlinSolNewEmpty**(*SUNContext* sunctx)

This function allocates a new generic *SUNNonlinearSolver* object and initializes its content pointer and the function pointers in the operations structure to NULL.

Return value:

If successful, this function returns a `SUNNonlinearSolver` object. If an error occurs when allocating the object, then this routine will return `NULL`.

void **SUNNonlinSolFreeEmpty**(*SUNNonlinearSolver* NLS)

This routine frees the generic `SUNNonlinearSolver` object, under the assumption that any implementation-specific data that was allocated within the underlying content structure has already been freed. It will additionally test whether the ops pointer is `NULL`, and, if it is not, it will free it as well.

Arguments:

- *NLS* – a `SUNNonlinearSolver` object

Additionally, a `SUNNonlinearSolver` implementation *may* do the following:

- Define and implement additional user-callable “set” routines acting on the `SUNNonlinearSolver` object, e.g., for setting various configuration options to tune the performance of the nonlinear solve algorithm.
- Provide additional user-callable “get” routines acting on the `SUNNonlinearSolver` object, e.g., for returning various solve statistics.

9.2 CVODES SUNNonlinearSolver interface

As discussed in §2 each integration step requires the (approximate) solution of a nonlinear system. This system can be formulated as the rootfinding problem

$$F(y^n) \equiv y^n - h_n \beta_{n,0} f(t_n, y^n) - a_n = 0,$$

or as the fixed-point problem

$$G(y^n) \equiv h_n \beta_{n,0} f(t_n, y^n) + a_n = y^n,$$

where $a_n \equiv \sum_{i>0} (\alpha_{n,i} y^{n-i} + h_n \beta_{n,i} \dot{y}^{n-i})$.

Rather than solving the above nonlinear systems for the new state y^n CVODES reformulates the above problems to solve for the correction y_{cor} to the predicted new state y_{pred} so that $y^n = y_{pred} + y_{cor}$. The nonlinear systems rewritten in terms of y_{cor} are

$$F(y_{cor}) \equiv y_{cor} - \gamma f(t_n, y^n) - \tilde{a}_n = 0 \tag{9.1}$$

for the rootfinding problem and

$$G(y_{cor}) \equiv \gamma f(t_n, y^n) + \tilde{a}_n = y_{cor} \tag{9.2}$$

for the fixed-point problem. Similarly in the forward sensitivity analysis case the combined state and sensitivity nonlinear systems are also reformulated in terms of the correction to the predicted state and sensitivities.

The nonlinear system functions provided by CVODES to the nonlinear solver module internally update the current value of the new state (and the sensitivities) based on the input correction vector(s) i.e., $y^n = y_{pred} + y_{cor}$ and $s_i^n = s_{i,pred} + s_{i,cor}$. The updated vector(s) are used when calling the right-hand side function and when setting up linear solves (e.g., updating the Jacobian or preconditioner).

CVODES provides several advanced functions that will not be needed by most users, but might be useful for users who choose to provide their own implementation of the `SUNNonlinearSolver` API. For example, such a user might need access to the current value of γ to compute Jacobian data.

int **CVodeGetCurrentGamma**(void *cnode_mem, *sunrealtype* *gamma)

The function *CVodeGetCurrentGamma()* returns the current value of the scalar γ .

Arguments:

- cnode_mem – pointer to the CVODES memory block.
- gamma – the current value of the scalar γ appearing in the Newton equation $M = I - \gamma J$.

Return value:

- CV_SUCCESS – The optional output value has been successfully set.
- CV_MEM_NULL – The CVODES memory block was NULL

int **CVodeGetCurrentState**(void *cnode_mem, *N_Vector* *y)

The function *CVodeGetCurrentState()* returns the current state vector. When called within the computation of a step (i.e., during a nonlinear solve) this is $y^n = y_{pred} + y_{cor}$. Otherwise this is the current internal solution vector $y(t)$. In either case the corresponding solution time can be obtained from *CVodeGetCurrentTime()*.

Arguments:

- cnode_mem – pointer to the CVODES memory block.
- y – pointer that is set to the current state vector.

Return value:

- CV_SUCCESS – The optional output value has been successfully set.
- CV_MEM_NULL – The CVODES memory block was NULL.

int **CVodeGetNonlinearSystemData**(void *cnode_mem, *sunrealtype* *tcur, *N_Vector* *ypred, *N_Vector* *yn, *N_Vector* *fn, *sunrealtype* *gamma, *sunrealtype* *r11, *N_Vector* *zn1, void **user_data)

The function *CVodeGetNonlinearSystemData()* returns all internal data required to construct the current nonlinear system (9.1) or (9.2).

Arguments:

- cnode_mem – pointer to the CVODES memory block.
- tn – current value of the independent variable t_n .
- ypred – predicted state vector y_{pred} at t_n .
- yn – state vector y^n . This vector may be not current and may need to be filled (see the note below).
- fn – the right-hand side function evaluated at the current time and state, $f(t_n, y^n)$. This vector may be not current and may need to be filled (see the note below).
- gamma – current value of γ .
- r11 – a scaling factor used to compute $\tilde{a}_n = r11 * zn1$.
- zn1 – a vector used to compute $\tilde{a}_n = r11 * zn1$.
- user_data – pointer to the user-defined data structures.

Return value:

- CV_SUCCESS – The optional output values have been successfully set.
- CV_MEM_NULL – The CVODES memory block was NULL.

Notes:

This routine is intended for users who wish to attach a custom *SUNNonlinSolSysFn* to an existing *SUNNonlinearSolver* object (through a call to *SUNNonlinSolSetSysFn()*) or who need access to nonlinear system data to compute the nonlinear system function as part of a custom *SUNNonlinearSolver* object.

When supplying a custom *SUNNonlinSolSysFn* to an existing *SUNNonlinearSolver* object, the user should call *CVodeGetNonlinearSystemData()* inside the nonlinear system function to access the requisite data for evaluating the nonlinear system function of their choosing. Additionally, if the *SUNNonlinearSolver* object (existing or custom) leverages the *SUNNonlinSolSetupFn* and/or *SUNNonlinSolSolveFn* functions supplied by CVODES (through calls to *SUNNonlinSolSetLSetupFn()* and *SUNNonlinSolSetLSolveFn()*, respectively) the vectors *yn* and *fn* must be filled in by the user's *SUNNonlinSolSysFn* with the current state and corresponding evaluation of the right-hand side function respectively i.e.,

$$\begin{aligned} \mathbf{yn} &= \mathbf{y}_{pred} + \mathbf{y}_{cor}, \\ \mathbf{fn} &= \mathbf{f}(t_n, \mathbf{y}^n) \end{aligned}$$

where \mathbf{y}_{cor} was the first argument supplied to the *SUNNonlinSolSysFn*.

If this function is called as part of a custom linear solver (i.e., the default *SUNNonlinSolSysFn* is used) then the vectors *yn* and *fn* are only current when *CVodeGetNonlinearSystemData()* is called after an evaluation of the nonlinear system function.

int **CVodeComputeState**(void *ccode_mem, *N_Vector* ycor, *N_Vector* *yn)

The function computes the current $\mathbf{y}(t)$ vector based on stored prediction and the given correction vector from the nonlinear solver i.e., $\mathbf{y}^n = \mathbf{y}_{pred} + \mathbf{y}_{cor}$.

Arguments:

- *ccode_mem* – pointer to the CVODES memory block.
- *ycor* – the correction.
- *yn* – the output vector.

Return value:

- CV_SUCCESS – The optional output value has been successfully set.
- CV_MEM_NULL – The CVODES memory block was NULL

int **CVodeGetCurrentStateSens**(void *ccode_mem, *N_Vector* **yS)

The function *CVodeGetCurrentStateSens()* returns the current sensitivity state vector array.

Arguments:

- *ccode_mem* – pointer to the CVODES memory block.
- *yS* – pointer to the vector array that is set to the current sensitivity state vector array.

Return value:

- CV_SUCCESS – The optional output value has been successfully set.
- CV_MEM_NULL – The *ccode_mem* pointer is NULL.

int **CVodeGetCurrentSensSolveIndex**(void *ccode_mem, int *index)

The function *CVodeGetCurrentSensSolveIndex()* returns the index of the current sensitivity solve when using the CV_STAGGERED1 solver.

Arguments:

- *ccode_mem* – pointer to the CVODES memory block.

- `index` – will be set to the index of the current sensitivity solve.

Return value:

- `CV_SUCCESS` – The optional output value has been successfully set.
- `CV_MEM_NULL` – The `ccode_mem` pointer is NULL.

int CCodeGetNonlinearSystemDataSens()

The function `CCodeGetNonlinearSystemDataSens()` returns all internal sensitivity data required to construct the current nonlinear system (9.1) or (9.2).

Arguments:

- `ccode_mem` – pointer to the CVODES memory block.
- `tn` – current value of the independent variable t_n .
- `ySpred` – predicted state vectors $yS_{i,pred}$ at t_n for $i = 0 \dots N_s - 1$. This vector must not be changed.
- `ySn` – state vectors yS_i^n for $i = 0 \dots N_s - 1$. These vectors may be not current see the note below.
- `gamma` – current value of γ .
- `r1S1` – a scaling factor used to compute $\tilde{a}S_n = \text{r1S1} * \text{znS1}$.
- `znS1` – a vectors used to compute $\tilde{a}S_{i,n} = \text{r1S1} * \text{znS1}$.
- `user_data` – pointer to the user-defined data structure.

Return value:

- `CV_SUCCESS` – The optional output values have been successfully set.
- `CV_MEM_NULL` – The `ccode_mem` pointer is NULL.

Notes:

This routine is intended for users who wish to attach a custom `SUNNonlinSolSysFn` to an existing `SUNNonlinearSolver` object (through a call to `SUNNonlinSolSetSysFn`) or who need access to nonlinear system data to compute the nonlinear system function as part of a custom `SUNNonlinearSolver` object. When supplying a custom `SUNNonlinSolSysFn` to an existing `SUNNonlinearSolver` object, the user should call `CCodeGetNonlinearSystemDataSens()` inside the nonlinear system function used in the sensitivity nonlinear solve to access the requisite data for evaluating the nonlinear system function of their choosing. This could be the same function used for solving for the new state (the simultaneous approach) or a different function (the staggered or staggered1 approaches). Additionally, the vectors `ySn` are only provided as additional workspace and do not need to be filled in by the user's `SUNNonlinSolSysFn`. If this function is called as part of a custom linear solver (i.e., the default `SUNNonlinSolSysFn` is used) then the vectors `ySn` are only current when `CCodeGetNonlinearSystemDataSens()` is called after an evaluation of the nonlinear system function.

int CCodeComputeStateSens(void *ccode_mem, N_Vector *yScor, N_Vector *ySn)

The function computes the current sensitivity vector $yS(t)$ for all sensitivities based on stored prediction and the given correction vector from the nonlinear solver i.e., $yS^n = yS_{pred} + yS_{cor}$.

Arguments:

- `ccode_mem` – pointer to the CVODES memory block.
- `yScor` – the correction.
- `ySn` – the output vector.

Return value:

- `CV_SUCCESS` – The optional output value has been successfully set.

- CV_MEM_NULL – The `cvode_mem` pointer is NULL.

int **CVodeComputeStateSens1**(void *cvode_mem, *sunindextype* idx, *N_Vector* yScor1, *N_Vector* ySn1)

The function computes the current sensitivity vector $yS_i(t)$ for the sensitivity at the given index based on stored prediction and the given correction vector from the nonlinear solver i.e., $yS_i^n = yS_{i,pred} + yS_{i,cor}$.

Arguments:

- `cvode_mem` – pointer to the CVODES memory block.
- `index` – the index of the sensitivity to update.
- `yScor1` – the correction.
- `ySn1` – the output vector.

Return value:

- CV_SUCCESS – The optional output value has been successfully set.
- CV_MEM_NULL – The `cvode_mem` pointer is NULL.

9.3 The SUNNonlinSol_Newton implementation

This section describes the SUNNonlinSol implementation of Newton's method. To access the SUNNonlinSol_Newton module, include the header file `sunnonlinsol/sunnonlinsol_newton.h`. We note that the SUNNonlinSol_Newton module is accessible from SUNDIALS integrators *without* separately linking to the `libsundials_sunnonlinsol_newton` module library.

9.3.1 SUNNonlinSol_Newton description

To find the solution to

$$F(y) = 0 \tag{9.3}$$

given an initial guess $y^{(0)}$, Newton's method computes a series of approximate solutions

$$y^{(m+1)} = y^{(m)} + \delta^{(m+1)}$$

where m is the Newton iteration index, and the Newton update $\delta^{(m+1)}$ is the solution of the linear system

$$A(y^{(m)})\delta^{(m+1)} = -F(y^{(m)}), \tag{9.4}$$

in which A is the Jacobian matrix

$$A \equiv \partial F / \partial y. \tag{9.5}$$

Depending on the linear solver used, the SUNNonlinSol_Newton module will employ either a Modified Newton method or an Inexact Newton method [14, 17, 25, 27, 46]. When used with a direct linear solver, the Jacobian matrix A is held constant during the Newton iteration, resulting in a Modified Newton method. With a matrix-free iterative linear solver, the iteration is an Inexact Newton method.

In both cases, calls to the integrator-supplied `SUNNonlinSolSetupFn` function are made infrequently to amortize the increased cost of matrix operations (updating A and its factorization within direct linear solvers, or updating the preconditioner within iterative linear solvers). Specifically, SUNNonlinSol_Newton will call the `SUNNonlinSolSetupFn` function in two instances:

- (a) when requested by the integrator (the input `callSetSetup` is `SUNTRUE`) before attempting the Newton iteration, or
- (b) when reattempting the nonlinear solve after a recoverable failure occurs in the Newton iteration with stale Jacobian information (`jcur` is `SUNFALSE`). In this case, `SUNNonlinSol_Newton` will set `jbad` to `SUNTRUE` before calling the `SUNNonlinSolSetupFn()` function.

Whether the Jacobian matrix A is fully or partially updated depends on logic unique to each integrator-supplied `SUNNonlinSolSetupFn` routine. We refer to the discussion of nonlinear solver strategies provided in the package-specific Mathematics section of the documentation for details.

The default maximum number of iterations and the stopping criteria for the Newton iteration are supplied by the `SUNDIALS` integrator when `SUNNonlinSol_Newton` is attached to it. Both the maximum number of iterations and the convergence test function may be modified by the user by calling the `SUNNonlinSolSetMaxIters()` and/or `SUNNonlinSolSetConvTestFn()` functions after attaching the `SUNNonlinSol_Newton` object to the integrator.

9.3.2 `SUNNonlinSol_Newton` functions

The `SUNNonlinSol_Newton` module provides the following constructor for creating the `SUNNonlinearSolver` object.

SUNNonlinearSolver **`SUNNonlinSol_Newton`**(*N_Vector* y, *SUNContext* sunctx)

This creates a `SUNNonlinearSolver` object for use with `SUNDIALS` integrators to solve nonlinear systems of the form $F(y) = 0$ using Newton's method.

Arguments:

- *y* – a template for cloning vectors needed within the solver.
- *sunctx* – the *SUNContext* object (see §4.2)

Return value:

A `SUNNonlinSol` object if the constructor exits successfully, otherwise it will be `NULL`.

The `SUNNonlinSol_Newton` module implements all of the functions defined in §9.1.1–§9.1.3 except for `SUNNonlinSolSetup()`. The `SUNNonlinSol_Newton` functions have the same names as those defined by the generic `SUNNonlinSol` API with `_Newton` appended to the function name. Unless using the `SUNNonlinSol_Newton` module as a standalone nonlinear solver the generic functions defined in §9.1.1–§9.1.3 should be called in favor of the `SUNNonlinSol_Newton`-specific implementations.

The `SUNNonlinSol_Newton` module also defines the following user-callable function.

SUNErrCode **`SUNNonlinSolGetSysFn_Newton`**(*SUNNonlinearSolver* NLS, *SUNNonlinSolSysFn* *SysFn)

This returns the residual function that defines the nonlinear system.

Arguments:

- *NLS* – a `SUNNonlinSol` object.
- *SysFn* – the function defining the nonlinear system.

Return value:

- A *SUNErrCode*

Notes:

This function is intended for users that wish to evaluate the nonlinear residual in a custom convergence test function for the `SUNNonlinSol_Newton` module. We note that `SUNNonlinSol_Newton` will not leverage the results from any user calls to *SysFn*.

9.3.3 SUNNonlinSol_Newton content

The *content* field of the SUNNonlinSol_Newton module is the following structure.

```
struct _SUNNonlinearSolverContent_Newton {

    SUNNonlinSolSysFn      Sys;
    SUNNonlinSolLSetupFn   LSetup;
    SUNNonlinSolLSolveFn   LSolve;
    SUNNonlinSolConvTestFn CTest;

    N_Vector      delta;
    sunbooleantype jcur;
    int           curiter;
    int           maxiters;
    long int      niters;
    long int      nconvfails;
    void*         ctest_data;
};
```

These entries of the *content* field contain the following information:

- Sys – the function for evaluating the nonlinear system,
- LSetup – the package-supplied function for setting up the linear solver,
- LSolve – the package-supplied function for performing a linear solve,
- CTest – the function for checking convergence of the Newton iteration,
- delta – the Newton iteration update vector,
- jcur – the Jacobian status (SUNTRUE = current, SUNFALSE = stale),
- curiter – the current number of iterations in the solve attempt,
- maxiters – the maximum number of Newton iterations allowed in a solve,
- niters – the total number of nonlinear iterations across all solves,
- nconvfails – the total number of nonlinear convergence failures across all solves,
- ctest_data – the data pointer passed to the convergence test function,

9.4 The SUNNonlinSol_FixedPoint implementation

This section describes the SUNNonlinSol implementation of a fixed point (functional) iteration with optional Anderson acceleration. To access the SUNNonlinSol_FixedPoint module, include the header file `sunnonlinSol/sunnonlinSol_fixedpoint.h`. We note that the SUNNonlinSol_FixedPoint module is accessible from SUNDIALS integrators *without* separately linking to the `libsundials_sunnonlinSolfixedpoint` module library.

9.4.1 SUNNonlinSol_FixedPoint description

To find the solution to

$$G(y) = y \tag{9.6}$$

given an initial guess $y^{(0)}$, the fixed point iteration computes a series of approximate solutions

$$y^{(n+1)} = G(y^{(n)}) \quad (9.7)$$

where n is the iteration index. The convergence of this iteration may be accelerated using Anderson's method [10, 31, 54, 68]. With Anderson acceleration using subspace size m , the series of approximate solutions can be formulated as the linear combination

$$y^{(n+1)} = \beta \sum_{i=0}^{m_n} \alpha_i^{(n)} G(y^{(n-m_n+i)}) + (1 - \beta) \sum_{i=0}^{m_n} \alpha_i^{(n)} y_{n-m_n+i} \quad (9.8)$$

where $m_n = \min \{m, n\}$ and the factors

$$\alpha^{(n)} = (\alpha_0^{(n)}, \dots, \alpha_{m_n}^{(n)})$$

solve the minimization problem $\min_{\alpha} \|F_n \alpha^T\|_2$ under the constraint that $\sum_{i=0}^{m_n} \alpha_i = 1$ where

$$F_n = (f_{n-m_n}, \dots, f_n)$$

with $f_i = G(y^{(i)}) - y^{(i)}$. Due to this constraint, in the limit of $m = 0$ the accelerated fixed point iteration formula (9.8) simplifies to the standard fixed point iteration (9.7).

Following the recommendations made in [68], the `SUNNonlinSol_FixedPoint` implementation computes the series of approximate solutions as

$$y^{(n+1)} = G(y^{(n)}) - \sum_{i=0}^{m_n-1} \gamma_i^{(n)} \Delta g_{n-m_n+i} - (1 - \beta)(f(y^{(n)})) - \sum_{i=0}^{m_n-1} \gamma_i^{(n)} \Delta f_{n-m_n+i} \quad (9.9)$$

with $\Delta g_i = G(y^{(i+1)}) - G(y^{(i)})$ and where the factors

$$\gamma^{(n)} = (\gamma_0^{(n)}, \dots, \gamma_{m_n-1}^{(n)})$$

solve the unconstrained minimization problem $\min_{\gamma} \|f_n - \Delta F_n \gamma^T\|_2$ where

$$\Delta F_n = (\Delta f_{n-m_n}, \dots, \Delta f_{n-1}),$$

with $\Delta f_i = f_{i+1} - f_i$. The least-squares problem is solved by applying a QR factorization to $\Delta F_n = Q_n R_n$ and solving $R_n \gamma = Q_n^T f_n$.

The acceleration subspace size m is required when constructing the `SUNNonlinSol_FixedPoint` object. The default maximum number of iterations and the stopping criteria for the fixed point iteration are supplied by the SUNDIALS integrator when `SUNNonlinSol_FixedPoint` is attached to it. Both the maximum number of iterations and the convergence test function may be modified by the user by calling `SUNNonlinSolSetMaxIters()` and `SUNNonlinSolSetConvTestFn()` after attaching the `SUNNonlinSol_FixedPoint` object to the integrator.

9.4.2 SUNNonlinSol_FixedPoint functions

The `SUNNonlinSol_FixedPoint` module provides the following constructor for creating the `SUNNonlinearSolver` object.

`SUNNonlinearSolver SUNNonlinSol_FixedPoint(N_Vector y, int m, SUNContext sunctx)`

This creates a `SUNNonlinearSolver` object for use with SUNDIALS integrators to solve nonlinear systems of the form $G(y) = y$.

Arguments:

- y – a template for cloning vectors needed within the solver.
- m – the number of acceleration vectors to use.
- *sunctx* – the *SUNContext* object (see §4.2)

Return value:

A SUNNonlinSol object if the constructor exits successfully, otherwise it will be NULL.

Since the accelerated fixed point iteration (9.7) does not require the setup or solution of any linear systems, the SUNNonlinSol_FixedPoint module implements all of the functions defined in §9.1.1–§9.1.3 except for the *SUNNonlinSolSetup()*, *SUNNonlinSolSetLSetupFn()*, and *SUNNonlinSolSetLSolveFn()* functions, that are set to NULL. The SUNNonlinSol_FixedPoint functions have the same names as those defined by the generic SUNNonlinSol API with *_FixedPoint* appended to the function name. Unless using the SUNNonlinSol_FixedPoint module as a standalone nonlinear solver the generic functions defined in §9.1.1–§9.1.3 should be called in favor of the SUNNonlinSol_FixedPoint-specific implementations.

The SUNNonlinSol_FixedPoint module also defines the following user-callable functions.

SUNErrCode **SUNNonlinSolGetSysFn_FixedPoint**(*SUNNonlinearSolver* NLS, *SUNNonlinSolSysFn* *SysFn)

This returns the fixed-point function that defines the nonlinear system.

Arguments:

- *NLS* – a SUNNonlinSol object.
- *SysFn* – the function defining the nonlinear system.

Return value:

- A *SUNErrCode*

Notes:

This function is intended for users that wish to evaluate the fixed-point function in a custom convergence test function for the SUNNonlinSol_FixedPoint module. We note that SUNNonlinSol_FixedPoint will not leverage the results from any user calls to *SysFn*.

SUNErrCode **SUNNonlinSolSetDamping_FixedPoint**(*SUNNonlinearSolver* NLS, *sunrealtype* beta)

This sets the damping parameter β to use with Anderson acceleration. By default damping is disabled i.e., $\beta = 1.0$.

Arguments:

- *NLS* – a SUNNonlinSol object.
- *beta* – the damping parameter $0 < \beta \leq 1$.

Return value:

- A *SUNErrCode*

Notes:

A beta value should satisfy $0 < \beta < 1$ if damping is to be used. A value of one or more will disable damping.

9.4.3 SUNNonlinSol_FixedPoint content

The *content* field of the SUNNonlinSol_FixedPoint module is the following structure.

```

struct _SUNNonlinearSolverContent_FixedPoint {

    SUNNonlinSolSysFn      Sys;
    SUNNonlinSolConvTestFn CTest;

    int                    m;
    int                    *imap;
    sunrealtype            *R;
    sunboolean_t           damping;
    sunrealtype            beta;
    sunrealtype            *gamma;
    sunrealtype            *cvals;
    N_Vector               *df;
    N_Vector               *dg;
    N_Vector               *q;
    N_Vector               *Xvecs;
    N_Vector               yprev;
    N_Vector               gy;
    N_Vector               fold;
    N_Vector               gold;
    N_Vector               delta;
    int                    curiter;
    int                    maxiters;
    long int               niters;
    long int               nconvfails;
    void                   *ctest_data;
};

```

The following entries of the *content* field are always allocated:

- Sys – function for evaluating the nonlinear system,
- CTest – function for checking convergence of the fixed point iteration,
- yprev – N_Vector used to store previous fixed-point iterate,
- gy – N_Vector used to store $G(y)$ in fixed-point algorithm,
- delta – N_Vector used to store difference between successive fixed-point iterates,
- curiter – the current number of iterations in the solve attempt,
- maxiters – the maximum number of fixed-point iterations allowed in a solve,
- niters – the total number of nonlinear iterations across all solves,
- nconvfails – the total number of nonlinear convergence failures across all solves,
- ctest_data – the data pointer passed to the convergence test function,
- m – number of acceleration vectors,

If Anderson acceleration is requested (i.e., $m > 0$ in the call to `SUNNonlinSol_FixedPoint()`), then the following items are also allocated within the *content* field:

- imap – index array used in acceleration algorithm (length m),
- damping – a flag indicating if damping is enabled,
- beta – the damping parameter,

- `R` – small matrix used in acceleration algorithm (length $m*m$),
- `gamma` – small vector used in acceleration algorithm (length m),
- `cvals` – small vector used in acceleration algorithm (length $m+1$),
- `df` – array of vectors used in acceleration algorithm (length m),
- `dg` – array of vectors used in acceleration algorithm (length m),
- `q` – array of vectors used in acceleration algorithm (length m),
- `Xvecs` – vector pointer array used in acceleration algorithm (length $m+1$),
- `fold` – vector used in acceleration algorithm, and
- `gold` – vector used in acceleration algorithm.

9.5 The SUNNonlinSol_PetscSNES implementation

This section describes the SUNNonlinSol interface to the [PETSc SNES nonlinear solver\(s\)](#). To enable the SUNNonlinSol_PetscSNES module, SUNDIALS must be configured to use PETSc. Instructions on how to do this are given in [§11.3.31](#). To access the SUNNonlinSol_PetscSNES module, include the header file `sunnonlinSol/sunnonlinSol_petscsnes.h`. The library to link to is `libsundials_sunnonlinSolpetsc.lib` where `.lib` is typically `.so` for shared libraries and `.a` for static libraries. Users of the SUNNonlinSol_PetscSNES module should also see [§6.9](#) which discusses the NVECTOR interface to the PETSc Vec API.

9.5.1 SUNNonlinSol_PetscSNES description

The SUNNonlinSol_PetscSNES implementation allows users to utilize a PETSc SNES nonlinear solver to solve the nonlinear systems that arise in the SUNDIALS integrators. Since SNES uses the KSP linear solver interface underneath it, the SUNNonlinSol_PetscSNES implementation does not interface with SUNDIALS linear solvers. Instead, users should set nonlinear solver options, linear solver options, and preconditioner options through the PETSc SNES, KSP, and PC APIs.

Important usage notes for the SUNNonlinSol_PetscSNES implementation:

- The SUNNonlinSol_PetscSNES implementation handles calling `SNESSetFunction` at construction. The actual residual function $F(y)$ is set by the SUNDIALS integrator when the SUNNonlinSol_PetscSNES object is attached to it. Therefore, a user should not call `SNESSetFunction` on a SNES object that is being used with SUNNonlinSol_PetscSNES. For these reasons it is recommended, although not always necessary, that the user calls [SUNNonlinSol_PetscSNES\(\)](#) with the new SNES object immediately after calling `SNESCreate`.
- The number of nonlinear iterations is tracked by SUNDIALS separately from the count kept by SNES. As such, the function [SUNNonlinSolGetNumIters\(\)](#) reports the cumulative number of iterations across the lifetime of the [SUNNonlinearSolver](#) object.
- Some “converged” and “diverged” convergence reasons returned by SNES are treated as recoverable convergence failures by SUNDIALS. Therefore, the count of convergence failures returned by [SUNNonlinSolGetNumConvFails\(\)](#) will reflect the number of recoverable convergence failures as determined by SUNDIALS, and may differ from the count returned by `SNESGetNonlinearStepFailures`.
- The SUNNonlinSol_PetscSNES module is not currently compatible with the CVODES or IDAS staggered or simultaneous sensitivity strategies.

9.5.2 SUNNonlinearSolver_PetscSNES functions

The SUNNonlinSol_PetscSNES module provides the following constructor for creating a *SUNNonlinearSolver* object.

SUNNonlinearSolver **SUNNonlinSol_PetscSNES**(*N_Vector* y, SNES snes, *SUNContext* sunctx)

This creates a SUNNonlinSol object that wraps a PETSc SNES object for use with SUNDIALS. This will call SNESSetFunction on the provided SNES object.

Arguments:

- *snes* – a PETSc SNES object.
- *y* – a *N_Vector* object of type NVECTOR_PETSC that is used as a template for the residual vector.
- *sunctx* – the *SUNContext* object (see §4.2)

Return value:

A SUNNonlinSol object if the constructor exits successfully, otherwise it will be NULL.

Warning

This function calls SNESSetFunction and will overwrite whatever function was previously set. Users should not call SNESSetFunction on the SNES object provided to the constructor.

The SUNNonlinSol_PetscSNES module implements all of the functions defined in §9.1.1–§9.1.3 except for *SUNNonlinSolSetup()*, *SUNNonlinSolSetLSetupFn()*, *SUNNonlinSolSetLSolveFn()*, *SUNNonlinSolSetConvtTestFn()*, and *SUNNonlinSolSetMaxIters()*.

The SUNNonlinSol_PetscSNES functions have the same names as those defined by the generic SUNNonlinSol API with *_PetscSNES* appended to the function name. Unless using the SUNNonlinSol_PetscSNES module as a standalone nonlinear solver the generic functions defined in §9.1.1–§9.1.3 should be called in favor of the SUNNonlinSol_PetscSNES specific implementations.

The SUNNonlinSol_PetscSNES module also defines the following user-callable functions.

SUNErrCode **SUNNonlinSolGetSNES_PetscSNES**(*SUNNonlinearSolver* NLS, SNES *snes)

This gets the SNES object that was wrapped.

Arguments:

- *NLS* – a SUNNonlinSol object.
- *snes* – a pointer to a PETSc SNES object that will be set upon return.

Return value:

A *SUNErrCode*

SUNErrCode **SUNNonlinSolGetPetscError_PetscSNES**(*SUNNonlinearSolver* NLS, PetscErrorCode *error)

This gets the last error code returned by the last internal call to a PETSc API function.

Arguments:

- *NLS* – a SUNNonlinSol object.
- *error* – a pointer to a PETSc error integer that will be set upon return.

Return value:

A *SUNErrCode*

SUNErrCode **SUNNonlinSolGetSysFn_PetscSNES**(*SUNNonlinearSolver* NLS, *SUNNonlinSolSysFn* *SysFn)

This returns the residual function that defines the nonlinear system.

Arguments:

- *NLS* – a *SUNNonlinSol* object.
- *SysFn* – the function defining the nonlinear system.

Return value:

A *SUNErrCode*

9.5.3 SUNNonlinearSolver_PetscSNES content

The *content* field of the *SUNNonlinSol_PetscSNES* module is the following structure.

```
struct _SUNNonlinearSolverContent_PetscSNES {
    int sysfn_last_err;
    PetscErrorCode petsc_last_err;
    long int nconvfails;
    long int nni;
    void *imem;
    SNES snes;
    Vec r;
    N_Vector y, f;
    SUNNonlinSolSysFn Sys;
};
```

These entries of the *content* field contain the following information:

- *sysfn_last_err* – last error returned by the system defining function,
- *petsc_last_err* – last error returned by PETSc,
- *nconvfails* – number of nonlinear converge failures (recoverable or not),
- *nni* – number of nonlinear iterations,
- *imem* – SUNDIALS integrator memory,
- *snes* – PETSc SNES object,
- *r* – the nonlinear residual,
- *y* – wrapper for PETSc vectors used in the system function,
- *f* – wrapper for PETSc vectors used in the system function,
- *Sys* – nonlinear system defining function.

Chapter 10

Tools for Memory Management

To support applications which leverage memory pools, or utilize a memory abstraction layer, SUNDIALS provides a set of utilities that we collectively refer to as the SUNMemoryHelper API. The goal of this API is to allow users to leverage operations defined by native SUNDIALS data structures while allowing the user to have finer-grained control of the memory management.

10.1 The SUNMemoryHelper API

This API consists of three new SUNDIALS types: *SUNMemoryType*, *SUNMemory*, and *SUNMemoryHelper*:

typedef struct *SUNMemory_* ***SUNMemory**

The *SUNMemory* type is a pointer the structure

struct **SUNMemory_**

void ***ptr**;

The actual data.

SUNMemoryType **type**;

The data memory type.

sunbooleantype **own**;

A flag indicating ownership.

size_t **bytes**;

The size of the data allocated.

size_t **stride**;

Added in version 7.3.0.

The stride of the data.

SUNMemory **SUNMemoryNewEmpty**(*SUNContext* sunctx)

This function returns an empty *SUNMemory* object.

Parameters

- **sunctx** – the *SUNContext* object.

Returns

an uninitialized *SUNMemory* object

Changed in version 7.0.0: The function signature was updated to add the *SUNContext* argument.

enum **SUNMemoryType**

The *SUNMemoryType* type is an enumeration that defines the supported memory types:

enumerator **SUNMEMTYPE_HOST**

Pageable memory accessible on the host

enumerator **SUNMEMTYPE_PINNED**

Page-locked memory accessible on the host

enumerator **SUNMEMTYPE_DEVICE**

Memory accessible from the device

enumerator **SUNMEMTYPE_UVM**

Memory accessible from the host or device

typedef struct *SUNMemoryHelper_* ***SUNMemoryHelper**

The *SUNMemoryHelper* type is a pointer to the structure

struct **SUNMemoryHelper_**

void ***content**;

Pointer to the implementation-specific member data

void ***queue**;

Pointer to the implementation-specific queue (e.g., a *cudaStream_t**) to use by default when one is not provided for an operation

Added in version 7.3.0.

SUNMemoryHelper_Ops **ops**;

A virtual method table of member functions

SUNContext **sunctx**;

The SUNDIALS simulation context

typedef struct *SUNMemoryHelper_Ops_* ***SUNMemoryHelper_Ops**

The *SUNMemoryHelper_Ops* type is defined as a pointer to the structure containing the function pointers to the member function implementations. This structure is define as

struct **SUNMemoryHelper_Ops_**

SUNErrCode (***alloc**)(*SUNMemoryHelper*, *SUNMemory* *memptr, size_t mem_size, *SUNMemoryType* mem_type, void *queue)

The function implementing *SUNMemoryHelper_Alloc()*

SUNErrCode (***allocstrided**)(*SUNMemoryHelper*, *SUNMemory* *memptr, size_t mem_size, size_t stride, *SUNMemoryType* mem_type, void *queue)

The function implementing *SUNMemoryHelper_AllocStrided()*

Added in version 7.3.0.

SUNErrCode (***dealloc**)(*SUNMemoryHelper*, *SUNMemory* mem, void *queue)

The function implementing *SUNMemoryHelper_Dealloc()*

SUNErrCode (***copy**)(*SUNMemoryHelper*, *SUNMemory* dst, *SUNMemory* src, size_t mem_size, void *queue)

The function implementing *SUNMemoryHelper_Copy()*

SUNErrCode (*copyasync)(*SUNMemoryHelper*, *SUNMemory* dst, *SUNMemory* src, size_t mem_size, void *queue)

The function implementing *SUNMemoryHelper_CopyAsync()*

SUNErrCode (*getallocstats)(*SUNMemoryHelper*, *SUNMemoryType* mem_type, unsigned long *num_allocations, unsigned long *num_deallocations, size_t *bytes_allocated, size_t *bytes_high_watermark)

The function implementing *SUNMemoryHelper_GetAllocStats()*

SUNMemoryHelper (*clone)(*SUNMemoryHelper*)

The function implementing *SUNMemoryHelper_Clone()*

SUNErrCode (*destroy)(*SUNMemoryHelper*)

The function implementing *SUNMemoryHelper_Destroy()*

10.1.1 Implementation defined operations

The *SUNMemory* API defines the following operations that an implementation to must define:

SUNMemory **SUNMemoryHelper_Alloc**(*SUNMemoryHelper* helper, *SUNMemory* *memptr, size_t mem_size, *SUNMemoryType* mem_type, void *queue)

Allocates a *SUNMemory* object whose ptr field is allocated for mem_size bytes and is of type mem_type. The new object will have ownership of ptr and will be deallocated when *SUNMemoryHelper_Dealloc()* is called.

Parameters

- **helper** – the *SUNMemoryHelper* object.
- **memptr** – pointer to the allocated *SUNMemory*.
- **mem_size** – the size in bytes of the ptr.
- **mem_type** – the *SUNMemoryType* of the ptr.
- **queue** – typically a handle for an object representing an alternate execution stream (e.g., a CUDA/HIP stream or SYCL queue), but it can also be any implementation specific data.

Returns

A new *SUNMemory* object

SUNMemory **SUNMemoryHelper_AllocStrided**(*SUNMemoryHelper* helper, *SUNMemory* *memptr, size_t mem_size, size_t stride, *SUNMemoryType* mem_type, void *queue)

Allocates a *SUNMemory* object whose ptr field is allocated for mem_size bytes with the specified stride, and is of type mem_type. The new object will have ownership of ptr and will be deallocated when *SUNMemoryHelper_Dealloc()* is called.

Parameters

- **helper** – the *SUNMemoryHelper* object.
- **memptr** – pointer to the allocated *SUNMemory*.
- **mem_size** – the size in bytes of the ptr.
- **stride** – the stride of the memory in bytes.
- **mem_type** – the *SUNMemoryType* of the ptr.
- **queue** – typically a handle for an object representing an alternate execution stream (e.g., a CUDA/HIP stream or SYCL queue), but it can also be any implementation specific data.

Returns

A new *SUNMemory* object

Added in version 7.3.0.

SUNErrCode **SUNMemoryHelper_Dealloc**(*SUNMemoryHelper* helper, *SUNMemory* mem, void *queue)

Deallocates the mem->ptr field if it is owned by mem, and then deallocates the mem object.

Parameters

- **helper** – the *SUNMemoryHelper* object.
- **mem** – the *SUNMemory* object.
- **queue** – typically a handle for an object representing an alternate execution stream (e.g., a CUDA/HIP stream or SYCL queue), but it can also be any implementation specific data.

Returns

A *SUNErrCode* indicating success or failure.

SUNErrCode **SUNMemoryHelper_Copy**(*SUNMemoryHelper* helper, *SUNMemory* dst, *SUNMemory* src, size_t mem_size, void *queue)

Synchronously copies mem_size bytes from the the source memory to the destination memory. The copy can be across memory spaces, e.g. host to device, or within a memory space, e.g. host to host. The helper object should use the memory types of dst and src to determine the appropriate transfer type necessary.

Parameters

- **helper** – the *SUNMemoryHelper* object.
- **dst** – the destination memory to copy to.
- **src** – the source memory to copy from.
- **mem_size** – the number of bytes to copy.
- **queue** – typically a handle for an object representing an alternate execution stream (e.g., a CUDA/HIP stream or SYCL queue), but it can also be any implementation specific data.

Returns

A *SUNErrCode* indicating success or failure.

10.1.2 Utility Functions

The SUNMemoryHelper API defines the following functions which do not require a SUNMemoryHelper instance:

SUNMemory **SUNMemoryHelper_Alias**(*SUNMemoryHelper* helper, *SUNMemory* mem1)

Returns a *SUNMemory* object whose ptr field points to the same address as mem1. The new object *will not* have ownership of ptr, therefore, it will not free ptr when *SUNMemoryHelper_Dealloc()* is called.

Parameters

- **helper** – a *SUNMemoryHelper* object.
- **mem1** – a *SUNMemory* object.

Returns

A *SUNMemory* object or NULL if an error occurs.

Changed in version 7.0.0: The *SUNMemoryHelper* argument was added to the function signature.

SUNMemory **SUNMemoryHelper_Wrap**(*SUNMemoryHelper* helper, void *ptr, *SUNMemoryType* mem_type)

Returns a *SUNMemory* object whose ptr field points to the ptr argument passed to the function. The new object will not have ownership of ptr, therefore, it will not free ptr when *SUNMemoryHelper_Dealloc*() is called.

Parameters

- **helper** – a *SUNMemoryHelper* object.
- **ptr** – the data pointer to wrap in a *SUNMemory* object.
- **mem_type** – the *SUNMemoryType* of the ptr.

Returns

A *SUNMemory* object or NULL if an error occurs.

Changed in version 7.0.0: The *SUNMemoryHelper* argument was added to the function signature.

SUNMemoryHelper **SUNMemoryHelper_NewEmpty**(*SUNContext* sunctx)

Returns an empty *SUNMemoryHelper*. This is useful for building custom *SUNMemoryHelper* implementations.

Parameters

- **helper** – a *SUNMemoryHelper* object.

Returns

A *SUNMemoryHelper* object or NULL if an error occurs.

Changed in version 7.0.0: The *SUNMemoryHelper* argument was added to the function signature.

SUNErrCode **SUNMemoryHelper_CopyOps**(*SUNMemoryHelper* src, *SUNMemoryHelper* dst)

Copies the ops field of src to the ops field of dst. This is useful for building custom *SUNMemoryHelper* implementations.

Parameters

- **src** – the object to copy from.
- **dst** – the object to copy to.

Returns

A *SUNErrCode* indicating success or failure.

SUNErrCode **SUNMemoryHelper_GetAllocStats**(*SUNMemoryHelper* helper, *SUNMemoryType* mem_type, unsigned long *num_allocations, unsigned long *num_deallocations, size_t *bytes_allocated, size_t *bytes_high_watermark)

Returns statistics about the allocations performed with the helper.

Parameters

- **helper** – the *SUNMemoryHelper* object.
- **mem_type** – the *SUNMemoryType* to get stats for.
- **num_allocations** – (output argument) number of allocations done through the helper.
- **num_deallocations** – (output argument) number of deallocations done through the helper.
- **bytes_allocated** – (output argument) total number of bytes allocated through the helper at the moment this function is called.
- **bytes_high_watermark** – (output argument) max number of bytes allocated through the helper at any moment in the lifetime of the helper.

Returns

A *SUNErrCode* indicating success or failure.

SUNErrCode **SUNMemoryHelper_SetDefaultQueue**(*SUNMemoryHelper* helper, void *queue)

Sets the default queue for the helper.

Parameters

- **helper** – the *SUNMemoryHelper* object.
- **queue** – pointer to the queue to use by default.

Returns

A *SUNErrCode* indicating success or failure.

Added in version 7.3.0.

10.1.3 Implementation overridable operations with defaults

In addition, the *SUNMemoryHelper* API defines the following *optionally overridable* operations which an implementation may define:

SUNErrCode **SUNMemoryHelper_CopyAsync**(*SUNMemoryHelper* helper, *SUNMemory* dst, *SUNMemory* src, size_t mem_size, void *queue)

Asynchronously copies `mem_size` bytes from the the source memory to the destination memory. The copy can be across memory spaces, e.g. host to device, or within a memory space, e.g. host to host. The `helper` object should use the memory types of `dst` and `src` to determine the appropriate transfer type necessary. The `ctx` argument is used when a different execution stream needs to be provided to perform the copy in, e.g. with CUDA this would be a `cudaStream_t`.

Parameters

- **helper** – the *SUNMemoryHelper* object.
- **dst** – the destination memory to copy to.
- **src** – the source memory to copy from.
- **mem_size** – the number of bytes to copy.
- **queue** – typically a handle for an object representing an alternate execution stream (e.g., a CUDA/HIP stream or SYCL queue), but it can also be any implementation specific data.

An int flag indicating success (zero) or failure (non-zero).

Note

If this operation is not defined by the implementation, then *SUNMemoryHelper_Copy()* will be used.

SUNMemoryHelper **SUNMemoryHelper_Clone**(*SUNMemoryHelper* helper)

Clones the *SUNMemoryHelper* object itself.

Parameters

- **helper** – the *SUNMemoryHelper* object to clone.

Returns

A *SUNMemoryHelper* object.

Note

If this operation is not defined by the implementation, then the default clone will only copy the `SUNMemoryHelper_Ops` structure stored in `helper->ops`, and not the `helper->content` field.

SUNErrCode **SUNMemoryHelper_Destroy**(*SUNMemoryHelper* helper)

Destroys (frees) the *SUNMemoryHelper* object itself.

Parameters

- **helper** – the *SUNMemoryHelper* object to destroy.

Returns

A *SUNErrCode* indicating success or failure.

Note

If this operation is not defined by the implementation, then the default destroy will only free the `helper->ops` field and the `helper` itself. The `helper->content` field will not be freed.

10.1.4 Implementing a custom SUNMemoryHelper

A particular implementation of the *SUNMemoryHelper* API must:

- Define and implement the required operations. Note that the names of these routines should be unique to that implementation in order to permit using more than one *SUNMemoryHelper* module in the same code.
- Optionally, specify the *content* field of *SUNMemoryHelper*.
- Optionally, define and implement additional user-callable routines acting on the newly defined *SUNMemoryHelper*.

An example of a custom *SUNMemoryHelper* is given in `examples/utilities/custom_memory_helper.h`.

10.2 The SUNMemoryHelper_Sys Implementation

The *SUNMemoryHelper_Sys* module is an implementation of the *SUNMemoryHelper* API that interfaces with standard library memory management through `malloc/free`. The implementation defines the constructor

SUNMemoryHelper **SUNMemoryHelper_Sys**(*SUNContext* suncctx)

Allocates and returns a *SUNMemoryHelper* object for handling system memory if successful. Otherwise, it returns `NULL`.

10.2.1 SUNMemoryHelper_Sys API Functions

The implementation provides the following operations defined by the *SUNMemoryHelper* API:

- *SUNMemoryHelper_Alloc*()
- *SUNMemoryHelper_AllocStrided*()
- *SUNMemoryHelper_Dealloc*()
- *SUNMemoryHelper_Copy*()

- *SUNMemoryHelper_Clone()*
- *SUNMemoryHelper_GetAllocStats()*
- *SUNMemoryHelper_Destroy()*

Note

The *SUNMemoryHelper_Sys* always supports *SUNMEMTYPE_HOST*. If your system also supports allocating unified/coherent memory between CPU and GPU device with *malloc*, then *SUNMEMTYPE_UVM* is also supported.

10.3 The *SUNMemoryHelper_Cuda* Implementation

The *SUNMemoryHelper_Cuda* module is an implementation of the *SUNMemoryHelper* API that interfaces to the NVIDIA [5] library. The implementation defines the constructor

SUNMemoryHelper ***SUNMemoryHelper_Cuda***(*SUNContext* *sunctx*)

Allocates and returns a *SUNMemoryHelper* object for handling CUDA memory if successful. Otherwise it returns NULL.

Parameters

- ***sunctx*** – the current *SUNContext* object.

Returns

if successful, a usable *SUNMemoryHelper* object; otherwise it will return NULL.

10.3.1 *SUNMemoryHelper_Cuda* API Functions

The implementation provides the following operations defined by the *SUNMemoryHelper* API:

SUNMemory ***SUNMemoryHelper_Alloc_Cuda***(*SUNMemoryHelper* *helper*, *SUNMemory* *memptr*, *size_t* *mem_size*, *SUNMemoryType* *mem_type*, *void* **queue*)

Allocates a *SUNMemory* object whose *ptr* field is allocated for *mem_size* bytes and is of type *mem_type*. The new object will have ownership of *ptr* and will be deallocated when *SUNMemoryHelper_Dealloc()* is called.

Parameters

- ***helper*** – the *SUNMemoryHelper* object.
- ***memptr*** – pointer to the allocated *SUNMemory*.
- ***mem_size*** – the size in bytes of the *ptr*.
- ***mem_type*** – the *SUNMemoryType* of the *ptr*. Supported values are: * *SUNMEMTYPE_HOST* – memory is allocated with a call to *malloc*. * *SUNMEMTYPE_PINNED* – memory is allocated with a call to *cudaMallocHost*. * *SUNMEMTYPE_DEVICE* – memory is allocated with a call to *cudaMalloc*. * *SUNMEMTYPE_UVM* – memory is allocated with a call to *cudaMallocManaged*.
- ***queue*** – currently unused.

Returns

A new *SUNMemory* object.

SUNMemory **SUNMemoryHelper_AllocStrided_Cuda**(*SUNMemoryHelper* helper, *SUNMemory* memptr, size_t mem_size, size_t stride, *SUNMemoryType* mem_type, void *queue)

Allocates a *SUNMemory* object whose *ptr* field is allocated for *mem_size* bytes and is of type *mem_type*. The new object will have ownership of *ptr* and will be deallocated when *SUNMemoryHelper_Dealloc()* is called.

Parameters

- **helper** – the *SUNMemoryHelper* object.
- **memptr** – pointer to the allocated *SUNMemory*.
- **mem_size** – the size in bytes of the *ptr*.
- **stride** – the number of bytes between elements in the array.
- **mem_type** – the *SUNMemoryType* of the *ptr*.
- **queue** – currently unused.

Returns

A new *SUNMemory* object.

Added in version 7.3.0.

SUNErrCode **SUNMemoryHelper_Dealloc_Cuda**(*SUNMemoryHelper* helper, *SUNMemory* mem, void *queue)

Deallocates the *mem*->*ptr* field if it is owned by *mem*, and then deallocates the *mem* object.

Parameters

- **helper** – the *SUNMemoryHelper* object.
- **mem** – the *SUNMemory* object.
- **queue** – currently unused.

Returns

A *SUNErrCode* indicating success or failure.

SUNErrCode **SUNMemoryHelper_Copy_Cuda**(*SUNMemoryHelper* helper, *SUNMemory* dst, *SUNMemory* src, size_t mem_size, void *queue)

Synchronously copies *mem_size* bytes from the the source memory to the destination memory. The copy can be across memory spaces, e.g. host to device, or within a memory space, e.g. host to host. The *helper* object will use the memory types of *dst* and *src* to determine the appropriate transfer type necessary.

Parameters

- **helper** – the *SUNMemoryHelper* object.
- **dst** – the destination memory to copy to.
- **src** – the source memory to copy from.
- **mem_size** – the number of bytes to copy.
- **queue** – currently unused.

Returns

A *SUNErrCode* indicating success or failure.

SUNErrCode **SUNMemoryHelper_CopyAsync_Cuda**(*SUNMemoryHelper* helper, *SUNMemory* dst, *SUNMemory* src, size_t mem_size, void *queue)

Asynchronously copies *mem_size* bytes from the the source memory to the destination memory. The copy can be across memory spaces, e.g. host to device, or within a memory space, e.g. host to host. The *helper* object will use the memory types of *dst* and *src* to determine the appropriate transfer type necessary.

Parameters

- **helper** – the `SUNMemoryHelper` object.
- **dst** – the destination memory to copy to.
- **src** – the source memory to copy from.
- **mem_size** – the number of bytes to copy.
- **queue** – the `cudaStream_t` handle for the stream that the copy will be performed on.

Returns

A `SUNErrCode` indicating success or failure.

`SUNErrCode` `SUNMemoryHelper_GetAllocStats_Cuda`(`SUNMemoryHelper` helper, `SUNMemoryType` mem_type, unsigned long *num_allocations, unsigned long *num_deallocations, size_t *bytes_allocated, size_t *bytes_high_watermark)

Returns statistics about memory allocations performed with the helper.

Parameters

- **helper** – the `SUNMemoryHelper` object.
- **mem_type** – the `SUNMemoryType` to get stats for.
- **num_allocations** – (output argument) number of memory allocations done through the helper.
- **num_deallocations** – (output argument) number of memory deallocations done through the helper.
- **bytes_allocated** – (output argument) total number of bytes allocated through the helper at the moment this function is called.
- **bytes_high_watermark** – (output argument) max number of bytes allocated through the helper at any moment in the lifetime of the helper.

Returns

A `SUNErrCode` indicating success or failure.

10.4 The `SUNMemoryHelper_Hip` Implementation

The `SUNMemoryHelper_Hip` module is an implementation of the `SUNMemoryHelper` API that interfaces to the AMD ROCm HIP library [2]. The implementation defines the constructor

`SUNMemoryHelper` `SUNMemoryHelper_Hip`(`SUNContext` sunctx)

Allocates and returns a `SUNMemoryHelper` object for handling HIP memory if successful. Otherwise it returns `NULL`.

Parameters

- **sunctx** – the current `SUNContext` object.

Returns

if successful, a usable `SUNMemoryHelper` object; otherwise it will return `NULL`.

10.4.1 SUNMemoryHelper_Hip API Functions

The implementation provides the following operations defined by the SUNMemoryHelper API:

SUNMemory **SUNMemoryHelper_Alloc_Hip**(*SUNMemoryHelper* helper, *SUNMemory* memptr, size_t mem_size, *SUNMemoryType* mem_type, void *queue)

Allocates a SUNMemory object whose ptr field is allocated for mem_size bytes and is of type mem_type. The new object will have ownership of ptr and will be deallocated when *SUNMemoryHelper_Dealloc()* is called.

Parameters

- **helper** – the SUNMemoryHelper object.
- **memptr** – pointer to the allocated SUNMemory.
- **mem_size** – the size in bytes of the ptr.
- **mem_type** – the SUNMemoryType of the ptr. Supported values are: * SUNMEMTYPE_HOST – memory is allocated with a call to malloc. * SUNMEMTYPE_PINNED – memory is allocated with a call to hipMallocHost. * SUNMEMTYPE_DEVICE – memory is allocated with a call to hipMalloc. * SUNMEMTYPE_UVM – memory is allocated with a call to hipMallocManaged.
- **queue** – currently unused.

Returns

A new *SUNMemory* object.

SUNMemory **SUNMemoryHelper_AllocStrided_Hip**(*SUNMemoryHelper* helper, *SUNMemory* memptr, size_t mem_size, size_t stride, *SUNMemoryType* mem_type, void *queue)

Allocates a SUNMemory object whose ptr field is allocated for mem_size bytes and is of type mem_type. The new object will have ownership of ptr and will be deallocated when *SUNMemoryHelper_Dealloc()* is called.

Parameters

- **helper** – the SUNMemoryHelper object.
- **memptr** – pointer to the allocated SUNMemory.
- **mem_size** – the size in bytes of the ptr.
- **stride** – the number of bytes between elements in the array.
- **mem_type** – the SUNMemoryType of the ptr.
- **queue** – currently unused.

Returns

A new *SUNMemory* object.

Added in version 7.3.0.

SUNErrCode **SUNMemoryHelper_Dealloc_Hip**(*SUNMemoryHelper* helper, *SUNMemory* mem, void *queue)

Deallocates the mem->ptr field if it is owned by mem, and then deallocates the mem object.

Parameters

- **helper** – the SUNMemoryHelper object.
- **mem** – the SUNMemory object.
- **queue** – currently unused.

Returns

A *SUNErrCode* indicating success or failure.

SUNErrCode **SUNMemoryHelper_Copy_Hip**(*SUNMemoryHelper* helper, *SUNMemory* dst, *SUNMemory* src, size_t mem_size, void *queue)

Synchronously copies mem_size bytes from the the source memory to the destination memory. The copy can be across memory spaces, e.g. host to device, or within a memory space, e.g. host to host. The helper object will use the memory types of dst and src to determine the appropriate transfer type necessary.

Parameters

- **helper** – the SUNMemoryHelper object.
- **dst** – the destination memory to copy to.
- **src** – the source memory to copy from.
- **mem_size** – the number of bytes to copy.
- **queue** – currently unused.

Returns

A *SUNErrCode* indicating success or failure.

SUNErrCode **SUNMemoryHelper_CopyAsync_Hip**(*SUNMemoryHelper* helper, *SUNMemory* dst, *SUNMemory* src, size_t mem_size, void *queue)

Asynchronously copies mem_size bytes from the the source memory to the destination memory. The copy can be across memory spaces, e.g. host to device, or within a memory space, e.g. host to host. The helper object will use the memory types of dst and src to determine the appropriate transfer type necessary.

Parameters

- **helper** – the SUNMemoryHelper object.
- **dst** – the destination memory to copy to.
- **src** – the source memory to copy from.
- **mem_size** – the number of bytes to copy.
- **queue** – the hipStream_t handle for the stream that the copy will be performed on.

Returns

A *SUNErrCode* indicating success or failure.

SUNErrCode **SUNMemoryHelper_GetAllocStats_Hip**(*SUNMemoryHelper* helper, *SUNMemoryType* mem_type, unsigned long *num_allocations, unsigned long *num_deallocations, size_t *bytes_allocated, size_t *bytes_high_watermark)

Returns statistics about memory allocations performed with the helper.

Parameters

- **helper** – the SUNMemoryHelper object.
- **mem_type** – the SUNMemoryType to get stats for.
- **num_allocations** – (output argument) number of memory allocations done through the helper.
- **num_deallocations** – (output argument) number of memory deallocations done through the helper.
- **bytes_allocated** – (output argument) total number of bytes allocated through the helper at the moment this function is called.
- **bytes_high_watermark** – (output argument) max number of bytes allocated through the helper at any moment in the lifetime of the helper.

Returns

A *SUNErrCode* indicating success or failure.

10.5 The SUNMemoryHelper_Sycl Implementation

The SUNMemoryHelper_Sycl module is an implementation of the SUNMemoryHelper API that interfaces to the SYCL abstraction layer. The implementation defines the constructor

SUNMemoryHelper **SUNMemoryHelper_Sycl**(*SUNContext* sunctx)

Allocates and returns a SUNMemoryHelper object for handling SYCL memory using the provided queue. Otherwise it returns NULL.

Parameters

- **sunctx** – the current *SUNContext* object.

Returns

if successful, a usable *SUNMemoryHelper* object; otherwise it will return NULL.

10.5.1 SUNMemoryHelper_Sycl API Functions

The implementation provides the following operations defined by the SUNMemoryHelper API:

SUNMemory **SUNMemoryHelper_Alloc_Sycl**(*SUNMemoryHelper* helper, *SUNMemory* memptr, size_t mem_size, *SUNMemoryType* mem_type, void *queue)

Allocates a SUNMemory object whose ptr field is allocated for mem_size bytes and is of type mem_type. The new object will have ownership of ptr and will be deallocated when *SUNMemoryHelper_Dealloc()* is called.

Parameters

- **helper** – the SUNMemoryHelper object.
- **memptr** – pointer to the allocated SUNMemory.
- **mem_size** – the size in bytes of the ptr.
- **mem_type** – the SUNMemoryType of the ptr. Supported values are: * SUNMEMTYPE_HOST – memory is allocated with a call to malloc. * SUNMEMTYPE_PINNED – memory is allocated with a call to `sycl::malloc_host`. * SUNMEMTYPE_DEVICE – memory is allocated with a call to `sycl::malloc_device`. * SUNMEMTYPE_UVM – memory is allocated with a call to `sycl::malloc_shared`.
- **queue** – the `sycl::queue` handle for the stream that the allocation will be performed on.

Returns

A new *SUNMemory* object.

SUNMemory **SUNMemoryHelper_AllocStrided_Sycl**(*SUNMemoryHelper* helper, *SUNMemory* memptr, size_t mem_size, size_t stride, *SUNMemoryType* mem_type, void *queue)

Allocates a SUNMemory object whose ptr field is allocated for mem_size bytes and is of type mem_type. The new object will have ownership of ptr and will be deallocated when *SUNMemoryHelper_Dealloc()* is called.

Parameters

- **helper** – the SUNMemoryHelper object.
- **memptr** – pointer to the allocated SUNMemory.

- **mem_size** – the size in bytes of the ptr.
- **stride** – the number of bytes between elements in the array.
- **mem_type** – the `SUNMemoryType` of the ptr.
- **queue** – the `sycl::queue` handle for the stream that the allocation will be performed on.

Returns

A new `SUNMemory` object.

Added in version 7.3.0.

SUNErrCode **SUNMemoryHelper_Dealloc_Sycl**(*SUNMemoryHelper* helper, *SUNMemory* mem, void *queue)

Deallocates the `mem->ptr` field if it is owned by `mem`, and then deallocates the `mem` object.

Parameters

- **helper** – the `SUNMemoryHelper` object.
- **mem** – the `SUNMemory` object.
- **queue** – the `sycl::queue` handle for the queue that the deallocation will be performed on.

Returns

A *SUNErrCode* indicating success or failure.

SUNErrCode **SUNMemoryHelper_Copy_Sycl**(*SUNMemoryHelper* helper, *SUNMemory* dst, *SUNMemory* src, size_t mem_size, void *queue)

Synchronously copies `mem_size` bytes from the the source memory to the destination memory. The copy can be across memory spaces, e.g. host to device, or within a memory space, e.g. host to host. The `helper` object will use the memory types of `dst` and `src` to determine the appropriate transfer type necessary.

Parameters

- **helper** – the `SUNMemoryHelper` object.
- **dst** – the destination memory to copy to.
- **src** – the source memory to copy from.
- **mem_size** – the number of bytes to copy.
- **queue** – the `sycl::queue` handle for the queue that the copy will be performed on.

Returns

A *SUNErrCode* indicating success or failure.

SUNErrCode **SUNMemoryHelper_CopyAsync_Sycl**(*SUNMemoryHelper* helper, *SUNMemory* dst, *SUNMemory* src, size_t mem_size, void *queue)

Asynchronously copies `mem_size` bytes from the the source memory to the destination memory. The copy can be across memory spaces, e.g. host to device, or within a memory space, e.g. host to host. The `helper` object will use the memory types of `dst` and `src` to determine the appropriate transfer type necessary.

Parameters

- **helper** – the `SUNMemoryHelper` object.
- **dst** – the destination memory to copy to.
- **src** – the source memory to copy from.
- **mem_size** – the number of bytes to copy.
- **queue** – the `sycl::queue` handle for the queue that the copy will be performed on.

Returns

A *SUNErrCode* indicating success or failure.

SUNErrCode **SUNMemoryHelper_GetAllocStats_Sycl**(*SUNMemoryHelper* helper, *SUNMemoryType* mem_type, unsigned long *num_allocations, unsigned long *num_deallocations, size_t *bytes_allocated, size_t *bytes_high_watermark)

Returns statistics about memory allocations performed with the helper.

Parameters

- **helper** – the *SUNMemoryHelper* object.
- **mem_type** – the *SUNMemoryType* to get stats for.
- **num_allocations** – (output argument) number of memory allocations done through the helper.
- **num_deallocations** – (output argument) number of memory deallocations done through the helper.
- **bytes_allocated** – (output argument) total number of bytes allocated through the helper at the moment this function is called.
- **bytes_high_watermark** – (output argument) max number of bytes allocated through the helper at any moment in the lifetime of the helper.

Returns

A *SUNErrCode* indicating success or failure.

Chapter 11

Installing SUNDIALS

In this chapter we discuss two ways for building and installing SUNDIALS from source. The first is with the [Spack](#) HPC package manager and the second is with [CMake](#).

11.1 Installing with Spack

Spack is a package management tool that provides a simple spec syntax to configure and install software on a wide variety of platforms and environments. See the [Getting Started](#) section in the Spack documentation for more information on installing Spack.

Once Spack is setup on your system, the default SUNDIALS configuration can be install with the command

```
spack install sundials
```

Additional options can be enabled through Spack package variants. For information on the available variants visit the [SUNDIALS Spack package](#) web page or use the command

```
spack info sundials
```

11.2 Installing with CMake

CMake provides a platform-independent build system capable of generating Unix and Linux Makefiles, as well as KDevelop, Visual Studio, and (Apple) XCode project files from the same configuration file. A GUI front end is also available allowing for an interactive build and installation process.

At a minimum, building SUNDIALS requires CMake version 3.18.0 or higher and a working C compiler. If a compatible version of CMake is not already installed on your system, source files or pre-built binary files can be obtained from the [CMake Download website](#).

When building with CMake, you will need to obtain the SUNDIALS source code. You can get the source files by either cloning the [SUNDIALS GitHub repository](#) with the command

```
git clone https://github.com/LLNL/sundials
```

or by downloading release compressed archives (.tar.gz files) from the [SUNDIALS download website](#). The compressed archives allow for downloading the entire SUNDIALS suite or individual packages. The name of the distribution archive is of the form SOLVER-a.b.c.tar.gz, where SOLVER is one of: sundials, cvode, cvodes, arkode,

ida, idas, or kinsol, and a.b.c represents the version number of the SUNDIALS suite or of the individual package. After downloading the relevant archives, uncompress and expand the sources. For example, if you downloaded `sundials-7.7.0.tar.gz`, running the command

```
tar -zxf sundials-7.7.0.tar.gz
```

will extract the source files under the `sundials-7.7.0` directory.

In the installation steps below we will refer to the following directories:

- `SOLVER_DIR` is the `sundials` directory created when cloning from GitHub or the `SOLVER-a.b.c` directory created after uncompressing the release archive.
- `BUILD_DIR` is the (temporary) directory under which SUNDIALS is built. In-source builds are prohibited; the build directory `BUILD_DIR` can **not** be the same as `SOLVER_DIR` and such an attempt will lead to an error. This prevents “polluting” the source tree, simplifies building with different configurations and/or options, and makes it easy to clean-up all traces of the build by simply removing the build directory.
- `INSTALL_DIR` is the directory under which the SUNDIALS exported header files and libraries will be installed. The installation directory `INSTALL_DIR` can not be the same as the `SOLVER_DIR` directory. Typically, header files are exported under a directory `INSTALL_DIR/include` while libraries are typically installed under `INSTALL_DIR/lib` or `INSTALL_LIB/lib64`, with `INSTALL_DIR` specified at configuration time.

11.2.1 Linux/Unix systems

CMake can be used from the command line with the `cmake` command, or from graphical interfaces with the `ccmake` or `cmake-gui` commands. Below we present the installation steps using the command line interface.

Using CMake from the command line is simply a matter of generating the build files for the desired configuration, building, and installing. For example, the following commands will build and install the default configuration:

```
cmake \  
-S SOLVER_DIR \  
-B BUILD_DIR \  
-D CMAKE_INSTALL_PREFIX=INSTALL_DIR  
cd BUILD_DIR  
make  
make install
```

The default configuration will install static and shared libraries for all SUNDIALS packages and install the associated example codes. Additional features can be enabled by specifying more options in the configuration step. For example, to enable MPI add `-D SUNDIALS_ENABLE_MPI=ON` to the `cmake` command above:

```
cmake \  
-S SOLVER_DIR \  
-B BUILD_DIR \  
-D CMAKE_INSTALL_PREFIX=INSTALL_DIR \  
-D SUNDIALS_ENABLE_MPI=ON
```

See section §11.3 below for a complete list of SUNDIALS configuration options and additional configuration examples.

11.2.2 Windows Systems

CMake can also be used to build SUNDIALS on Windows. To build SUNDIALS for use with Visual Studio the following steps should be performed:

1. Create a separate BUILD_DIR
2. Open a Visual Studio Command Prompt and cd to BUILD_DIR
3. Run `cmake-gui ../SOLVER_DIR`
 - a. Hit Configure
 - b. Check/Uncheck solvers to be built
 - c. Change CMAKE_INSTALL_PREFIX to INSTALL_DIR
 - d. Set other options as desired (see section §11.3)
 - e. Hit Generate
4. Back in the VS Command Window:
 - a. Run `msbuild ALL_BUILD.vcxproj`
 - b. Run `msbuild INSTALL.vcxproj`

The resulting libraries will be in the INSTALL_DIR.

The SUNDIALS project can also now be opened in Visual Studio. Double click on the `ALL_BUILD.vcxproj` file to open the project. Build the whole *solution* to create the SUNDIALS libraries. To use the SUNDIALS libraries in your own projects, you must set the include directories for your project, add the SUNDIALS libraries to your project solution, and set the SUNDIALS libraries as dependencies for your project.

11.2.3 HPC Clusters

This section is a guide for installing SUNDIALS on specific HPC clusters. In general, the procedure is the same as described previously in §11.2.1 for Unix/Linux machines. The main differences are in the modules and environment variables that are specific to different HPC clusters. We aim to keep this section as up to date as possible, but it may lag the latest software updates to each cluster.

11.2.3.1 Frontier

[Frontier](#) is an Exascale supercomputer at the Oak Ridge Leadership Computing Facility. If you are new to this system, then we recommend that you review the [Frontier user guide](#).

A Standard Installation

Load the modules and set the environment variables needed to build SUNDIALS. This configuration enables both MPI and HIP support for distributed and GPU parallelism. It uses the HIP compiler for C and C++ and the Cray Fortran compiler. Other configurations are possible.

```
# required dependencies
module load PrgEnv-cray-amd/8.5.0
module load craype-accel-amd-gfx90a
module load rocm/5.3.0
module load cmake/3.23.2

# GPU-aware MPI
```

(continues on next page)

(continued from previous page)

```

export MPICH_GPU_SUPPORT_ENABLED=1

# compiler environment hints
export CC=$(which hipcc)
export CXX=$(which hipcc)
export FC=$(which ftn)
export CFLAGS="-I${ROCM_PATH}/include"
export CXXFLAGS="-I${ROCM_PATH}/include -Wno-pass-failed"
export LDFLAGS="-L${ROCM_PATH}/lib -lamdhip64 ${PE_MPICH_GTL_DIR_amd_gfx90a} -lmpi_gtl_hsa"

```

Now we can build SUNDIALS. In general, this is the same procedure described in the previous sections. The following command builds and installs SUNDIALS with MPI, HIP, and the Fortran interface enabled, where <account> is your allocation account on Frontier:

```

cmake \
  -S SOLVER_DIR \
  -B BUILD_DIR \
  -D CMAKE_INSTALL_PREFIX=INSTALL_DIR \
  -D AMDGPU_TARGETS=gfx90a \
  -D SUNDIALS_ENABLE_HIP=ON \
  -D SUNDIALS_ENABLE_MPI=ON \
  -D SUNDIALS_ENABLE_FORTRAN=ON
cd BUILD_DIR
make -j8 install
# Need an allocation to run the tests:
salloc -A <account> -t 10 -N 1 -p batch
make test
make test_install_all

```

11.3 Configuration options

All available SUNDIALS CMake options are described in the sections below. The default values for some options (e.g., compiler flags and installation paths) are for a Linux system and are provided as illustration only.

Note

When using a CMake graphical interface (ccmake or cmake-gui), multiple configuration passes are performed before generating the build files. For options where the default value depends on the value of another option, the initial value is set on the first configuration pass and is not updated automatically if the related option value is changed in subsequent passes. For example, the default value of `SUNDIALS_EXAMPLES_INSTALL_PATH` is `CMAKE_INSTALL_PREFIX/examples`; if the value of `CMAKE_INSTALL_PREFIX` is updated, then `SUNDIALS_EXAMPLES_INSTALL_PATH` will also need to be updated as its value was set using the `CMAKE_INSTALL_PREFIX` default.

11.3.1 Build Type

The build type determines the level of compiler optimization, if debug information is included, and if additional error checking code is generated. The provided build types are:

- Debug – no optimization flags, debugging information included, additional error checking enabled

- Release – high optimization flags, no debugging information, no additional error checks
- RelWithDebInfo – high optimization flags, debugging information included, no additional error checks
- MinSizeRel – minimize size flags, no debugging information, no additional error checks

Each build type has a corresponding option for the set of compiler flags that are appended to the user-specified compiler flags. See section §11.3.2 for more information.

CMAKE_BUILD_TYPE

Choose the type of build for single-configuration generators (e.g., Makefiles or Ninja).

Default: RelWithDebInfo

CMAKE_CONFIGURATION_TYPES

Specifies the build types for multi-config generators (e.g. Visual Studio, Xcode, or Ninja Multi-Config) as a semicolon-separated list.

Default: Debug, Release, RelWithDebInfo, and MinSizeRel

11.3.2 Compilers and Compiler Flags

Building SUNDIALS requires a C compiler that supports at least a subset of the C99 standard (specifically those features implemented by Visual Studio 2015).

Additional SUNDIALS features that interface with external C++ libraries or GPU programming models require a C++ compiler (e.g., CUDA, HIP, SYCL, Ginkgo, Trilinos, etc.). The C++ standard required depends on the particular library or programming model used and is noted with the relevant options below. The C++ convenience classes provided by SUNDIALS require C++14 or newer. C++ applications that require an earlier C++ standard should use the SUNDIALS C API.

When enabling the SUNDIALS Fortran interfaces, a Fortran compiler that supports the Fortran 2003 or newer standard is required in order to utilize the ISO_C_BINDING module.

11.3.2.1 C Compiler

CMAKE_C_COMPILER

The full path to the C compiler

Default: CMake will attempt to automatically locate a C compiler on the system (e.g., from the CC environment variable or common installation paths).

CMAKE_C_FLAGS

User-specified flags for the C compiler. The value of this option should be a string with flags separated by spaces.

Default: Initialized by the CFLAGS environment variable.

CMAKE_C_FLAGS_DEBUG

C compiler flags appended when the [CMAKE_BUILD_TYPE](#) is Debug

Default: -g

CMAKE_C_FLAGS_RELEASE

C compiler flags appended when the [CMAKE_BUILD_TYPE](#) is Release

Default: -O3 -DNDEBUG

CMAKE_C_FLAGS_RELWITHDEBINFO

C compiler flags appended when the *CMAKE_BUILD_TYPE* is RelWithDebInfo

Default: -O2 -g -DNDEBUG

CMAKE_C_FLAGS_MINSIZEREL

C compiler flags appended when the *CMAKE_BUILD_TYPE* is MinSizeRel

Default: -Os -DNDEBUG

CMAKE_C_STANDARD

The C standard used when building SUNDIALS C source files.

Default: 99

Options: 99, 11, 17, or 23

CMAKE_C_EXTENSIONS

Enable compiler specific C extensions.

Default: ON

11.3.2.2 C++ Compiler

CMAKE_CXX_COMPILER

The full path to the C++ compiler

Default: CMake will attempt to automatically locate a C++ compiler on the system (e.g., from the CXX environment variable or common installation paths).

CMAKE_CXX_FLAGS

User-specified flags for the C++ compiler. The value of this option should be a string with flags separated by spaces.

Default: Initialized by the CXXFLAGS environment variable.

CMAKE_CXX_FLAGS_DEBUG

C++ compiler flags appended when the *CMAKE_BUILD_TYPE* is Debug

Default: -g

CMAKE_CXX_FLAGS_RELEASE

C++ compiler flags appended when the *CMAKE_BUILD_TYPE* is Release

Default: -O3 -DNDEBUG

CMAKE_CXX_FLAGS_RELWITHDEBINFO

C++ compiler flags appended when the *CMAKE_BUILD_TYPE* is RelWithDebInfo

Default: -O2 -g -DNDEBUG

CMAKE_CXX_FLAGS_MINSIZEREL

C++ compiler flags appended when the *CMAKE_BUILD_TYPE* is MinSizeRel

Default: -Os -DNDEBUG

CMAKE_CXX_STANDARD

The C++ standard used when building SUNDIALS C++ source files.

Default: 14 or 17 if *SUNDIALS_ENABLE_GINKGO* or *SUNDIALS_ENABLE_SYCL* are ON

Options: 14, 17, 20, or 23

CMAKE_CXX_EXTENSIONS

Enable compiler specific C++ extensions.

Default: ON

11.3.2.3 Fortran Compiler**CMAKE_Fortran_COMPILER**

The full path to the Fortran compiler

Default: CMake will attempt to automatically locate a Fortran compiler on the system (e.g., from the FC environment variable or common installation paths).

CMAKE_Fortran_FLAGS

User-specified flags for the Fortran compiler. The value of this option should be a string with flags separated by spaces.

Default: Initialized by the FFLAGS environment variable.

CMAKE_Fortran_FLAGS_DEBUG

Fortran compiler flags appended when the *CMAKE_BUILD_TYPE* is Debug

Default: -g

CMAKE_Fortran_FLAGS_RELEASE

Fortran compiler flags appended when the *CMAKE_BUILD_TYPE* is Release

Default: -O3

CMAKE_Fortran_FLAGS_RELWITHDEBINFO

Fortran compiler flags appended when the *CMAKE_BUILD_TYPE* is RelWithDebInfo

Default: -O2 -g

CMAKE_Fortran_FLAGS_MINSIZEREL

Fortran compiler flags appended when the *CMAKE_BUILD_TYPE* is MinSizeRel

Default: -Os

11.3.3 Install Location

Use the following options to set where the SUNDIALS headers, library, and CMake configuration files will be installed.

CMAKE_INSTALL_PREFIX

Install path prefix (INSTALL_DIR), prepended onto install directories

Default: /usr/local

Note

The user must have write access to the location specified through this option. Exported SUNDIALS header files and libraries will be installed under subdirectories *include* and *CMAKE_INSTALL_LIBDIR* of *CMAKE_INSTALL_PREFIX*, respectively.

CMAKE_INSTALL_LIBDIR

The directory under *CMAKE_INSTALL_PREFIX* where libraries will be installed

Default: Set based on the system as lib, lib64, or lib/<multiarch-tuple>

SUNDIALS_INSTALL_CMAKEDIR

The directory under *CMAKE_INSTALL_PREFIX* where the SUNDIALS CMake package configuration files will be installed (see section §11.6.1 for more information)

Default: CMAKE_INSTALL_LIBDIR/cmake/sundials

11.3.4 Shared and Static Libraries

Use the following options to set which types of libraries will be installed. By default both static and shared libraries are installed.

BUILD_SHARED_LIBS

Build shared libraries

Default: ON

BUILD_STATIC_LIBS

Build static libraries

Default: ON

11.3.5 Index Size

SUNDIALS_INDEX_SIZE

The integer size (in bits) used for indices in SUNDIALS (e.g., for vector and matrix entries), options are: 32 or 64

Default: 64

Note

The build system tries to find an integer type of the appropriate size. Candidate 64-bit integer types are (in order of preference): `int64_t`, `__int64`, `long long`, and `long`. Candidate 32-bit integers are (in order of preference): `int32_t`, `int`, and `long`. The advanced option, *SUNDIALS_INDEX_TYPE* can be used to provide a type not listed here.

SUNDIALS_INDEX_TYPE

The integer type used for SUNDIALS indices. The type size must match the size provided in the *SUNDIALS_INDEX_SIZE* option.

Default: Automatically determined based on *SUNDIALS_INDEX_SIZE*

Changed in version 3.2.0: In prior versions, this option could be set to `INT64_T` to use 64-bit integers or `INT32_T` to use 32-bit integers. These special values are deprecated and a user will only need to use the *SUNDIALS_INDEX_SIZE* option in most cases.

11.3.6 Precision

SUNDIALS_PRECISION

The floating-point precision used in SUNDIALS packages and class implementations, options are: `single`, `double`, or `extended`

Default: `double`

11.3.7 Math Library

SUNDIALS_MATH_LIBRARY

The standard C math library (e.g., `libm`) to link with.

Default: `-lm` on Unix systems, none otherwise

11.3.8 SUNDIALS Packages

The following options can be used to enable/disable particular SUNDIALS packages.

SUNDIALS_ENABLE_ARKODE

Enable the ARKODE library

Default: `ON`

Added in version 7.7.0: Replaces the deprecated option `BUILD_ARKODE`

SUNDIALS_ENABLE_CVODE

Enable the CVODE library

Default: `ON`

Added in version 7.7.0: Replaces the deprecated option `BUILD_CVODE`

SUNDIALS_ENABLE_CVODES

Enable the CVODES library

Default: `ON`

Added in version 7.7.0: Replaces the deprecated option `BUILD_CVODES`

SUNDIALS_ENABLE_IDA

Enable the IDA library

Default: `ON`

Added in version 7.7.0: Replaces the deprecated option `BUILD_IDA`

SUNDIALS_ENABLE_IDAS

Enable the IDAS library

Default: `ON`

Added in version 7.7.0: Replaces the deprecated option `BUILD_IDAS`

SUNDIALS_ENABLE_KINSOL

Enable the KINSOL library

Default: `ON`

Added in version 7.7.0: Replaces the deprecated option `BUILD_KINSOL`

11.3.9 Example Programs

SUNDIALS_ENABLE_C_EXAMPLES

Build the SUNDIALS C examples

Default: ON

Added in version 7.7.0: Replaces the deprecated option `EXAMPLES_ENABLE_C`

SUNDIALS_ENABLE_CXX_EXAMPLES

Build the SUNDIALS C++ examples

Default: OFF

Added in version 7.7.0: Replaces the deprecated option `EXAMPLES_ENABLE_CXX`

SUNDIALS_ENABLE_CUDA_EXAMPLES

Build the SUNDIALS CUDA examples

Default: ON when [SUNDIALS_ENABLE_CUDA](#) is ON, otherwise OFF

Added in version 7.7.0: Replaces the deprecated option `EXAMPLES_ENABLE_CUDA`

SUNDIALS_ENABLE_FORTRAN_EXAMPLES

Build the SUNDIALS Fortran 2003 examples

Default: ON when [SUNDIALS_ENABLE_FORTRAN](#) is ON, otherwise OFF

Added in version 7.7.0: Replaces the deprecated option `EXAMPLES_ENABLE_F2003`

SUNDIALS_ENABLE_EXAMPLES_INSTALL

Install example program source files and sample output files. See [SUNDIALS_EXAMPLES_INSTALL_PATH](#) for the install location.

A `CMakeLists.txt` file to build the examples will be automatically generated and installed with the source files. If building on a Unix-like system, a `Makefile` for compiling the installed example programs will be also generated and installed.

Default: ON

Added in version 7.7.0: Replaces the deprecated option `EXAMPLES_INSTALL`

SUNDIALS_EXAMPLES_INSTALL_PATH

Full path to where example source and output files will be installed

Default: `CMAKE_INSTALL_PREFIX/examples`

Added in version 7.7.0: Replaces the deprecated option `EXAMPLES_INSTALL_PATH`

11.3.10 Fortran Interfaces

SUNDIALS_ENABLE_FORTRAN

Enable SUNDIALS Fortran interfaces

Default: OFF

Note

The Fortran interface are only compatible with double precision (i.e., [SUNDIALS_PRECISION](#) must be double).

Warning

There is a known issue with MSYS/gfortran and SUNDIALS shared libraries that causes linking the Fortran interfaces to fail when building SUNDIALS. For now the work around is to only build with static libraries when using MSYS with gfortran on Windows.

Added in version 7.7.0: Replaces the deprecated option BUILD_FORTRAN_MODULE_INTERFACE

11.3.11 Error Checking

For more information on error handling in SUNDIALS, see [Error Checking](#).

SUNDIALS_ENABLE_ERROR_CHECKS

Build SUNDIALS with more extensive checks for unrecoverable errors.

Default: ON when [CMAKE_BUILD_TYPE](#) is Debug, otherwise OFF

Warning

Error checks will impact performance, but can be helpful for debugging.

11.3.12 Logging

For more information on logging in SUNDIALS, see [Status and Error Logging](#).

SUNDIALS_LOGGING_LEVEL

The maximum logging level. The options are:

- 0 – no logging
- 1 – log errors
- 2 – log errors + warnings
- 3 – log errors + warnings + informational output
- 4 – log errors + warnings + informational output + debug output
- 5 – log all of the above and even more (e.g. vector valued variables may be logged)

Default: 2

Warning

Logging will impact performance, but can be helpful for debugging or understanding algorithm performance. The higher the logging level, the more output that may be logged, and the more performance may degrade.

Changed in version 7.0.0: Enabling MPI in SUNDIALS enables MPI-aware logging.

11.3.13 Monitoring

SUNDIALS_ENABLE_MONITORING

Build SUNDIALS with capabilities for fine-grained monitoring of solver progress and statistics. This is primarily useful for debugging.

Default: OFF

Warning

Building with monitoring may result in minor performance degradation even if monitoring is not utilized.

Added in version 7.7.0: Replaces the deprecated option SUNDIALS_BUILD_WITH_MONITORING

11.3.14 Profiling

For more information on profiling in SUNDIALS, see *Performance Profiling*.

SUNDIALS_ENABLE_PROFILING

Build SUNDIALS with capabilities for fine-grained profiling. This requires POSIX timers, the Windows `profileapi.h` timers, or enabling Caliper with [SUNDIALS_ENABLE_CALIPER](#).

Default: OFF

Warning

Profiling will impact performance, and should be enabled judiciously.

Added in version 7.7.0: Replaces the deprecated option SUNDIALS_BUILD_WITH_PROFILING

11.3.15 Fused Kernels

SUNDIALS_ENABLE_PACKAGE_FUSED_KERNELS

Enable fused kernels in SUNDIALS packages

Default: OFF

Added in version 7.7.0: Replaces the deprecated option SUNDIALS_BUILD_PACKAGE_FUSED_KERNELS

11.3.16 Building with Adiak

[Adiak](#) is a library for recording meta-data about HPC simulations. Adiak is developed by Lawrence Livermore National Laboratory and can be obtained from the [Adiak GitHub repository](#).

SUNDIALS_ENABLE_ADIAK

Enable Adiak support

Default: OFF

Added in version 7.7.0: Replaces the deprecated option ENABLE_ADIAK

adiak_DIR

Path to the root of an Adiak installation

Default: None

SUNDIALS_ENABLE_ADIK_CHECKS

Perform Adiak compatibility checks

Default: ON

Added in version 7.7.0: Replaces the deprecated option `adiak_WORKS`

11.3.17 Building with Caliper

[Caliper](#) is a performance analysis library providing a code instrumentation and performance measurement framework for HPC applications. Caliper is developed by Lawrence Livermore National Laboratory and can be obtained from the [Caliper GitHub repository](#).

When profiling and Caliper are both enabled, SUNDIALS will utilize Caliper for performance profiling.

To enable Caliper support, set the `SUNDIALS_ENABLE_CALIPER` to ON and set `CALIPER_DIR` to the root path of the Caliper installation. For example, the following command will configure SUNDIALS with profiling and Caliper support:

```
cmake \
-S SOLVER_DIR \
-B BUILD_DIR \
-D CMAKE_INSTALL_PREFIX=INSTALL_DIR \
-D SUNDIALS_ENABLE_PROFILING=ON \
-D SUNDIALS_ENABLE_CALIPER=ON \
-D CALIPER_DIR=/path/to/caliper/installation
```

SUNDIALS_ENABLE_CALIPER

Enable Caliper support

Default: OFF

Note

Using Caliper requires setting `SUNDIALS_ENABLE_PROFILING` to ON.

Added in version 7.7.0: Replaces the deprecated option `ENABLE_CALIPER`

CALIPER_DIR

Path to the root of a Caliper installation

Default: None

SUNDIALS_ENABLE_CALIPER_CHECKS

Perform Caliper compatibility checks

Default: ON

Added in version 7.7.0: Replaces the deprecated option `CALIPER_WORKS`

11.3.18 Building with CUDA

The NVIDIA [CUDA Toolkit](#) provides a development environment for GPU-accelerated computing with NVIDIA GPUs. The CUDA Toolkit and compatible NVIDIA drivers are available from the [NVIDIA developer website](#). SUNDIALS has been tested with the CUDA toolkit versions 10, 11, and 12.

When CUDA support is enabled, the *CUDA NVector*, the *cuSPARSE SUNMatrix*, and the *cuSPARSE batched QR SUNLinearSolver* will be built (see sections §11.7.3.11, §11.7.4.2, and §11.7.5.2, respectively, for the corresponding header files and libraries). For more information on using SUNDIALS with GPUs, see [Features for GPU Accelerated Computing](#).

To enable CUDA support, set `SUNDIALS_ENABLE_CUDA` to ON. If CUDA is installed in a nonstandard location, you may need to set `CUDA_TOOLKIT_ROOT_DIR` to your CUDA Toolkit installation path. You will also need to set `CMAKE_CUDA_ARCHITECTURES` to the CUDA architecture for your system. For example, the following command will configure SUNDIALS with CUDA support for a system with an Ampere GPU:

```
cmake \  
-S SOLVER_DIR \  
-B BUILD_DIR \  
-D CMAKE_INSTALL_PREFIX=INSTALL_DIR \  
-D SUNDIALS_ENABLE_CUDA=ON \  
-D CMAKE_CUDA_ARCHITECTURES="80"
```

SUNDIALS_ENABLE_CUDA

Enable CUDA support

Default: OFF

Added in version 7.7.0: Replaces the deprecated option `ENABLE_CUDA`

CUDA_TOOLKIT_ROOT_DIR

Path to the CUDA Toolkit installation

Default: CMake will attempt to automatically locate an installed CUDA Toolkit

CMAKE_CUDA_ARCHITECTURES

Specifies the CUDA architecture to compile for i.e., 60 for Pascal, 70 for Volta, 80 for Ampere, 90 for Hopper, etc. See the [GPU compute capability tables](#) on the NVIDIA webpage and the [GPU Compilation](#) section of the CUDA documentation for more information.

Default: Determined automatically by CMake. Users are encouraged to override this value with the architecture for their system as the default varies across compilers and compiler versions.

Changed in version 7.2.0: In prior versions `CMAKE_CUDA_ARCHITECTURES` defaulted to 70.

11.3.19 Building with Ginkgo

[Ginkgo](#) is a high-performance linear algebra library with a focus on solving sparse linear systems. It is implemented using modern C++ (you will need at least a C++17 compliant compiler to build it), with GPU kernels implemented in CUDA (for NVIDIA devices), HIP (for AMD devices), and SYCL/DPC++ (for Intel devices and other supported hardware). Ginkgo can be obtained from the [Ginkgo GitHub repository](#). SUNDIALS requires using Ginkgo version 1.9.0 or newer and is regularly tested with the latest versions of Ginkgo, specifically versions 1.9.0 and 1.10.0.

When Ginkgo support is enabled, the *Ginkgo SUNMatrix* and *SUNLinearSolver* as well as the *Ginkgo Batch SUNMatrix* and *SUNLinearSolver* header files will be installed (see sections §11.7.4.4 and §11.7.5.4, respectively, for the corresponding header files). For more information on using SUNDIALS with GPUs, see [Features for GPU Accelerated Computing](#).

To enable Ginkgo support, set `SUNDIALS_ENABLE_GINKGO` to ON and set `Ginkgo_DIR` to the root path of the Ginkgo installation. Additionally, set `SUNDIALS_GINKGO_BACKENDS` to a semicolon-separated list of Ginkgo target architectures/executors. For example, the following command will configure SUNDIALS with Ginkgo support using the reference, OpenMP, and CUDA (targeting Ampere GPUs) backends:

```
cmake \
-S SOLVER_DIR \
-B BUILD_DIR \
-D CMAKE_INSTALL_PREFIX=INSTALL_DIR \
-D SUNDIALS_ENABLE_GINKGO=ON \
-D Ginkgo_DIR=/path/to/ginkgo/installation \
-D SUNDIALS_GINKGO_BACKENDS="REF;OMP;CUDA" \
-D SUNDIALS_ENABLE_CUDA=ON \
-D CMAKE_CUDA_ARCHITECTURES="80" \
-D SUNDIALS_ENABLE_OPENMP=ON
```

Note

The SUNDIALS interfaces to Ginkgo are not compatible with extended precision (i.e., when `SUNDIALS_PRECISION` is set to extended).

SUNDIALS_ENABLE_GINKGO

Enable Ginkgo support

Default: OFF

Added in version 7.7.0: Replaces the deprecated option `ENABLE_GINKGO`

Ginkgo_DIR

Path to the Ginkgo installation

Default: None

SUNDIALS_GINKGO_BACKENDS

Semi-colon separated list of Ginkgo target architectures/executors to build for. Options currently supported are REF (the Ginkgo reference executor), OMP (OpenMP), CUDA, HIP, and SYCL.

Default: "REF;OMP"

Changed in version 7.1.0: The DPCPP option was changed to SYCL to align with Ginkgo's naming convention.

SUNDIALS_ENABLE_GINKGO_CHECKS

Perform Ginkgo compatibility checks

Default: ON

Added in version 7.7.0: Replaces the deprecated option `GINKGO_WORKS`

11.3.20 Building with HIP

The [Heterogeneous-compute Interface for Portability \(HIP\)](#) allows developers to create portable applications for AMD and NVIDIA GPUs. HIP can be obtained from the [HIP GitHub repository](#). SUNDIALS has been tested with HIP versions between 5.0.0 to 5.4.3.

When HIP support is enabled, the [HIP NVector](#) will be built (see section §11.7.3.12 for the corresponding header file and library). For more information on using SUNDIALS with GPUs, see [Features for GPU Accelerated Computing](#).

To enable HIP support, set `SUNDIALS_ENABLE_HIP` to ON and set `AMDGPU_TARGETS` to the desired target (e.g., gfx705). In addition, set `CMAKE_C_COMPILER` and `CMAKE_CXX_COMPILER` to a HIP compatible compiler e.g., hipcc. For example, the following command will configure SUNDIALS with HIP support for a system with an MI250X GPU:

```
cmake \  
-S SOLVER_DIR \  
-B BUILD_DIR \  
-D CMAKE_INSTALL_PREFIX=INSTALL_DIR \  
-D CMAKE_C_COMPILER=hipcc \  
-D CMAKE_CXX_COMPILER=hipcc \  
-D SUNDIALS_ENABLE_HIP=ON \  
-D AMDGPU_TARGETS="gfx90a"
```

SUNDIALS_ENABLE_HIP

Enable HIP Support

Default: OFF

Added in version 7.7.0: Replaces the deprecated option ENABLE_HIP

AMDGPU_TARGETS

Specify which AMD GPUs to target

Default: None

11.3.21 Building with *hypre*

hypre is a library of high performance preconditioners and solvers featuring multigrid methods for the solution of large, sparse linear systems of equations on massively parallel computers. The library is developed by Lawrence Livermore National Laboratory and is available from the [hypre GitHub repository](#). SUNDIALS is regularly tested with the latest versions of *hypre*, specifically up to version 2.26.0.

When *hypre* support is enabled, the *ParHyP NVector* will be built (see section §11.7.3.9 for the corresponding header file and library).

To enable *hypre* support, set `SUNDIALS_ENABLE_MPI` to ON, set `SUNDIALS_ENABLE_HYPRE` to ON, and set `HYPRE_DIR` to the root path of the *hypre* installation. For example, the following command will configure SUNDIALS with *hypre* support:

```
cmake \  
-S SOLVER_DIR \  
-B BUILD_DIR \  
-D CMAKE_INSTALL_PREFIX=INSTALL_DIR \  
-D SUNDIALS_ENABLE_MPI=ON \  
-D SUNDIALS_ENABLE_HYPRE=ON \  
-D HYPRE_DIR=/path/to/hypre/installation
```

Note

SUNDIALS must be configured so that `SUNDIALS_INDEX_SIZE` is compatible with `HYPRE_BigInt` in the *hypre* installation.

SUNDIALS_ENABLE_HYPRE

Enable *hypre* support

Default: OFF

Added in version 7.7.0: Replaces the deprecated option `ENABLE_HYPRE`

HYPRE_DIR

Path to the *hypre* installation

Default: None

SUNDIALS_ENABLE_HYPRE_CHECKS

Perform *hypre* compatibility checks

Default: ON

Added in version 7.7.0: Replaces the deprecated option `HYPRE_WORKS`

11.3.22 Building with KLU

KLU is a software package for the direct solution of sparse nonsymmetric linear systems of equations that arise in circuit simulation and is part of [SuiteSparse](#), a suite of sparse matrix software. The library is developed by Texas A&M University and is available from the [SuiteSparse GitHub repository](#). SUNDIALS is regularly tested with the latest versions of KLU, specifically up to SuiteSparse version 7.7.0.

When KLU support is enabled, the *KLU SUNLinearSolver* will be built (see section §11.7.5.5 for the corresponding header file and library).

To enable KLU support, set `SUNDIALS_ENABLE_KLU` to ON. For SuiteSparse 7.4.0 and newer, set `KLU_ROOT` to the root of the SuiteSparse installation. Alternatively, set `KLU_INCLUDE_DIR` and `KLU_LIBRARY_DIR` to the path to the header and library files, respectively, of the SuiteSparse installation. For example, the following command will configure SUNDIALS with KLU support:

```
cmake \
-S SOLVER_DIR \
-B BUILD_DIR \
-D CMAKE_INSTALL_PREFIX=INSTALL_DIR \
-D SUNDIALS_ENABLE_KLU=ON \
-D KLU_ROOT=/path/to/suitesparse/installation
```

SUNDIALS_ENABLE_KLU

Enable KLU support

Default: OFF

Added in version 7.7.0: Replaces the deprecated option `ENABLE_KLU`

KLU_ROOT

Path to the SuiteSparse installation

Default: None

KLU_INCLUDE_DIR

Path to SuiteSparse header files

Default: None

KLU_LIBRARY_DIR

Path to SuiteSparse installed library files

Default: None

SUNDIALS_ENABLE_KLU_CHECKS

Perform KLU compatibility checks

Default: ON

Added in version 7.7.0: Replaces the deprecated option KLU_WORKS

11.3.23 Building with Kokkos

[Kokkos](#) is a modern C++ (requires at least C++14) programming model for writing performance portable code for multicore CPU and GPU-based systems including NVIDIA, AMD, and Intel GPUs. Kokkos is developed by Sandia National Laboratory and can be obtained from the [Kokkos GitHub repository](#). The minimum supported version of Kokkos 3.7.00. SUNDIALS is regularly tested with the latest versions of Kokkos, specifically up to version 4.3.01.

When Kokkos support is enabled, the *Kokkos NVector* header file will be installed (see section §11.7.3.16 for the corresponding header file). For more information on using SUNDIALS with GPUs, see *Features for GPU Accelerated Computing*.

To enable Kokkos support, set the `SUNDIALS_ENABLE_KOKKOS` to ON and set `Kokkos_DIR` to root path of the Kokkos installation. For example, the following command will configure SUNDIALS with Kokkos support:

```
cmake \  
-S SOLVER_DIR \  
-B BUILD_DIR \  
-D CMAKE_INSTALL_PREFIX=INSTALL_DIR \  
-D SUNDIALS_ENABLE_KOKKOS=ON \  
-D Kokkos_DIR=/path/to/kokkos/installation
```

SUNDIALS_ENABLE_KOKKOS

Enable Kokkos support

Default: OFF

Added in version 7.7.0: Replaces the deprecated option ENABLE_KOKKOS

Kokkos_DIR

Path to the Kokkos installation.

Default: None

SUNDIALS_ENABLE_KOKKOS_CHECKS

Perform Kokkos compatibility checks

Default: ON

Added in version 7.7.0: Replaces the deprecated option KOKKOS_WORKS

11.3.24 Building with KokkosKernels

The [KokkosKernels](#) library is built on Kokkos and provides common linear algebra computational kernels. KokkosKernels is developed by Sandia National Laboratory and can be obtained from the [KokkosKernels GitHub repository](#). The minimum supported version of KokkosKernels 3.7.00. SUNDIALS is regularly tested with the latest versions of KokkosKernels, specifically up to version 4.3.01.

When KokkosKernels support is enabled, the *KokkosKernels SUNMatrix* and *KokkosKernels SUNLinearSolver* header files will be installed (see sections §11.7.4.5 and §11.7.5.6, respectively, for the corresponding header files). For more information on using SUNDIALS with GPUs, see *Features for GPU Accelerated Computing*.

To enable KokkosKernels support, set `SUNDIALS_ENABLE_KOKKOS` and `SUNDIALS_ENABLE_KOKKOS_KERNELS` to ON and set `Kokkos_DIR` and `KokkosKernels_DIR` to the root paths for the Kokkos and KokkosKernels installations, respectively. For example, the following command will configure SUNDIALS with Kokkos and KokkosKernels support:

```
cmake \
-S SOLVER_DIR \
-B BUILD_DIR \
-D CMAKE_INSTALL_PREFIX=INSTALL_DIR \
-D SUNDIALS_ENABLE_KOKKOS=ON \
-D Kokkos_DIR=/path/to/kokkos/installation \
-D SUNDIALS_ENABLE_KOKKOS_KERNELS=ON \
-D KokkosKernels_DIR=/path/to/kokkoskernels/installation
```

SUNDIALS_ENABLE_KOKKOS_KERNELS

Enable KokkosKernels support

Default: OFF

Added in version 7.7.0: Replaces the deprecated option `ENABLE_KOKKOS_KERNELS`

KokkosKernels_DIR

Path to the KokkosKernels installation.

Default: None

SUNDIALS_ENABLE_KOKKOS_KERNELS_CHECKS

Perform KokkosKernels compatibility checks

Default: ON

Added in version 7.7.0: Replaces the deprecated option `KOKKOS_KERNELS_WORKS`

11.3.25 Building with LAPACK

The **Linear Algebra PACKage (LAPACK)** library interface defines functions for solving systems of linear equations. Several LAPACK implementations are available e.g., the [Netlib reference implementation](#), the [Intel oneAPI Math Kernel Library](#), or [OpenBLAS](#) (among others). SUNDIALS is regularly tested with the latest versions of OpenBLAS, specifically up to version 0.3.27.

When LAPACK support is enabled, the *LAPACK banded SUNLinearSolver* and *LAPACK dense SUNLinearSolver* will be built (see sections §11.7.5.7 and §11.7.5.8, respectively, for the corresponding header files and libraries). Additionally, the *Arnoldi iteration SUNDomEigEstimator* will be build (see §11.7.10.2).

To enable LAPACK support, set `SUNDIALS_ENABLE_LAPACK` to ON. CMake will attempt to find BLAS and LAPACK installations on the system and set the variables `BLAS_LIBRARIES`, `BLAS_LINKER_FLAGS`, `LAPACK_LIBRARIES`, and `LAPACK_LINKER_FLAGS`. You can set the `LAPACK_ROOT` CMake variable to the path of a desired LAPACK installation, and/or set the option `BLA_VENDOR` to tell CMake to only look for LAPACK from a specified vendor (see the [CMake documentation](#)). If necessary, to explicitly override the LAPACK library to build with, manually set the aforementioned variables to the desired values when configuring the build. For example, this is sometimes needed when using OpenBLAS:

```
cmake \
-S SOLVER_DIR \
-B BUILD_DIR \
-D CMAKE_INSTALL_PREFIX=INSTALL_DIR \
-D SUNDIALS_ENABLE_LAPACK=ON \
```

(continues on next page)

(continued from previous page)

```
-D BLAS_LIBRARIES=/path/to/lapack/installation/lib/libopenblas.so \
-D LAPACK_LIBRARIES=/path/to/lapack/installation/lib/libopenblas.so
```

Note

If a working Fortran compiler is not available to infer the name-mangling scheme for LAPACK functions, the options `SUNDIALS_LAPACK_CASE` and `SUNDIALS_LAPACK_UNDERSCORES` *must* be set to bypass the check for a Fortran compiler and define the name-mangling scheme. The defaults for these options in earlier versions of SUNDIALS were `lower` and `one`, respectively.

SUNDIALS_ENABLE_LAPACK

Enable LAPACK support

Default: OFF

Added in version 7.7.0: Replaces the deprecated option `ENABLE_LAPACK`

LAPACK_ROOT

Path to the LAPACK installation

Default: None

BLA_VENDOR

The LAPACK vendor to search for.

Default: All vendors

BLAS_LIBRARIES

BLAS libraries

Default: None (CMake will try to find a BLAS installation)

BLAS_LINKER_FLAGS

BLAS required linker flags

Default: None (CMake will try to determine the necessary flags)

LAPACK_LIBRARIES

LAPACK libraries

Default: None (CMake will try to find a LAPACK installation)

LAPACK_LINKER_FLAGS

LAPACK required linker flags

Default: None (CMake will try to determine the necessary flags)

SUNDIALS_LAPACK_CASE

Specify the case to use in the Fortran name-mangling scheme, options are: `lower` or `upper`

Default:

Note

The build system will attempt to infer the Fortran name-mangling scheme using the Fortran compiler. This option should only be used if a Fortran compiler is not available or to override the inferred or default (`lower`) scheme if one can not be determined. If used, `SUNDIALS_LAPACK_UNDERSCORES` must also be set.

SUNDIALS_LAPACK_UNDERScores

Specify the number of underscores to append in the Fortran name-mangling scheme, options are: none, one, or two

Default:

Note

The build system will attempt to infer the Fortran name-mangling scheme using the Fortran compiler. This option should only be used if a Fortran compiler is not available or to override the inferred or default (one) scheme if one can not be determined. If used, *SUNDIALS_LAPACK_CASE* must also be set.

SUNDIALS_ENABLE_LAPACK_CHECKS

Perform LAPACK compatibility checks

Default: ON

Added in version 7.7.0: Replaces the deprecated option LAPACK_WORKS

11.3.26 Building with MAGMA

The *Matrix Algebra on GPU and Multicore Architectures (MAGMA)* project provides a dense linear algebra library similar to LAPACK but targeting heterogeneous architectures. The library is developed by the University of Tennessee and is available from the *MAGMA GitHub repository*. SUNDIALS is regularly tested with the latest versions of MAGMA, specifically up to version 2.8.0.

When MAGMA support is enabled, the *MAGMA dense SUNMatrix* and *MAGMA dense SUNLinearSolver* will be built (see sections §11.7.4.6 and §11.7.5.9, respectively, for the corresponding header files and libraries). For more information on using SUNDIALS with GPUs, see *Features for GPU Accelerated Computing*.

To enable MAGMA support, set *SUNDIALS_ENABLE_MAGMA* to ON, *MAGMA_DIR* to the root path of MAGMA installation, and *SUNDIALS_MAGMA_BACKENDS* to the desired MAGMA backend to use. For example, the following command will configure SUNDIALS with MAGMA support with the CUDA backend (targeting Ampere GPUs):

```
cmake \
  -S SOLVER_DIR \
  -B BUILD_DIR \
  -D CMAKE_INSTALL_PREFIX=INSTALL_DIR \
  -D SUNDIALS_ENABLE_MAGMA=ON \
  -D MAGMA_DIR=/path/to/magma/installation \
  -D SUNDIALS_MAGMA_BACKEND="CUDA" \
  -D SUNDIALS_ENABLE_CUDA=ON \
  -D CMAKE_CUDA_ARCHITECTURES="80"
```

SUNDIALS_ENABLE_MAGMA

Enable MAGMA support

Default: OFF

Added in version 7.7.0: Replaces the deprecated option ENABLE_MAGMA

MAGMA_DIR

Path to the MAGMA installation

Default: None

SUNDIALS_MAGMA_BACKENDS

Which MAGMA backend to use under the SUNDIALS MAGMA interface: CUDA or HIP

Default: CUDA

SUNDIALS_ENABLE_MAGMA_CHECKS

Perform MAGMA compatibility checks

Default: ON

Added in version 7.7.0: Replaces the deprecated option MAGMA_WORKS

11.3.27 Building with MPI

The [Message Passing Interface \(MPI\)](#) is a standard for communication on parallel computing systems. Several MPI implementations are available e.g., [OpenMPI](#), [MPICH](#), [MVAPICH](#), [Cray MPICH](#), [Intel MPI](#), or [IBM Spectrum MPI](#) (among others). SUNDIALS is regularly tested with the latest versions of OpenMPI, specifically up to version 5.0.5.

When MPI support is enabled, the *parallel NVector*, *MPI ManyVector NVector*, and *MPI+X NVector* will be built (see sections §11.7.3.3, §11.7.3.4, and §11.7.3.5, respectively, for the corresponding header files and libraries).

Attention

Changed in version 7.0.0: When MPI is enabled, all SUNDIALS libraries will include MPI symbols and applications will need to include the path for MPI headers and link against the corresponding MPI library.

To enable MPI support, set [SUNDIALS_ENABLE_MPI](#) to ON. If CMake is unable to locate an MPI installation, set the relevant `MPI_<language>_COMPILER` options to the desired MPI compilers. For example, the following command will configure SUNDIALS with MPI support:

```
cmake \
-S SOLVER_DIR \
-B BUILD_DIR \
-D CMAKE_INSTALL_PREFIX=INSTALL_DIR \
-D SUNDIALS_ENABLE_MPI=ON
```

SUNDIALS_ENABLE_MPI

Enable MPI support

Default: OFF

Added in version 7.7.0: Replaces the deprecated option ENABLE_MPI

MPI_C_COMPILER

The MPI C compiler e.g., `mpicc`

Default: CMake will attempt to locate an MPI C compiler

MPI_CXX_COMPILER

The MPI C++ compiler e.g., `mpicxx`

Default: CMake will attempt to locate an MPI C++ compiler

Note

This option is only needed if MPI is enabled (*SUNDIALS_ENABLE_MPI* is ON) and C++ examples are enabled (*SUNDIALS_ENABLE_CXX_EXAMPLES* is ON). All SUNDIALS solvers can be used from C++ MPI applications by without setting any additional configuration options other than *SUNDIALS_ENABLE_MPI*.

MPI_Fortran_COMPILER

The MPI Fortran compiler e.g., `mpif90`

Default: CMake will attempt to locate an MPI Fortran compiler

Note

This option is only needed if MPI is enabled (*SUNDIALS_ENABLE_MPI* is ON) and the Fortran interfaces are enabled (*SUNDIALS_ENABLE_FORTRAN* is ON).

MPIEXEC_EXECUTABLE

Specify the executable for running MPI programs e.g., `mpiexec`

Default: CMake will attempt to locate the MPI executable

MPIEXEC_PREFLAGS

Specifies flags that come directly after *MPIEXEC_EXECUTABLE* and before *MPIEXEC_NUMPROC_FLAG* and *MPIEXEC_MAX_NUMPROCS*.

Default: None

MPIEXEC_POSTFLAGS

Specifies flags that come after the executable to run but before any other program arguments.

Default: None

11.3.28 Building with oneMKL

The Intel [oneAPI Math Kernel Library \(oneMKL\)](#) includes CPU and SYCL/DPC++ interfaces for LAPACK dense linear algebra routines. The SUNDIALS oneMKL interface targets the SYCL/DPC++ routines, to utilize the CPU routine see section §11.3.25. SUNDIALS has been tested with oneMKL version 2021.4.

When oneMKL support is enabled, the *oneMKL dense SUNMatrix* and the *oneMKL dense SUNLinearSolver* will be built (see sections §11.7.4.7 and §11.7.5.10, respectively, for the corresponding header files and libraries). For more information on using SUNDIALS with GPUs, see *Features for GPU Accelerated Computing*.

To enable the SUNDIALS oneMKL interface set *SUNDIALS_ENABLE_ONEMKL* to ON and *ONEMKL_DIR* to the root path of oneMKL installation. For example, the following command will configure SUNDIALS with oneMKL support:

```
cmake \
-S SOLVER_DIR \
-B BUILD_DIR \
-D CMAKE_INSTALL_PREFIX=INSTALL_DIR \
-D SUNDIALS_ENABLE_ONEMKL=ON \
-D ONEMKL_DIR=/path/to/onemkl/installation \
```

SUNDIALS_ENABLE_ONEMKL

Enable oneMKL support

Default: OFF

Added in version 7.7.0: Replaces the deprecated option ENABLE_ONEMKL

ONEMKL_DIR

Path to oneMKL installation.

Default: None

SUNDIALS_ONEMKL_USE_GETRF_LOOP

This advanced debugging option replaces the batched LU factorization with a loop over each system in the batch and a non-batched LU factorization.

Default: OFF

SUNDIALS_ONEMKL_USE_GETRS_LOOP

This advanced debugging option replaces the batched LU solve with a loop over each system in the batch and a non-batched solve.

Default: OFF

SUNDIALS_ENABLE_ONEMKL_CHECKS

Perform oneMKL compatibility checks

Default: ON

Added in version 7.7.0: Replaces the deprecated option ONEMKL_WORKS

11.3.29 Building with OpenMP

The [OpenMP](#) API defines a directive-based approach for portable parallel programming across architectures.

When OpenMP support is enabled, the *OpenMP NVector* will be built (see section §11.7.3.6 for the corresponding header file and library).

To enable OpenMP support, set the [SUNDIALS_ENABLE_OPENMP](#) to ON. For example, the following command will configure SUNDIALS with OpenMP support:

```
cmake \  
-S SOLVER_DIR \  
-B BUILD_DIR \  
-D CMAKE_INSTALL_PREFIX=INSTALL_DIR \  
-D SUNDIALS_ENABLE_OPENMP=ON
```

SUNDIALS_ENABLE_OPENMP

Enable OpenMP support

Default: OFF

Added in version 7.7.0: Replaces the deprecated option ENABLE_OPENMP

11.3.30 Building with OpenMP Device Offloading

The [OpenMP](#) 4.0 specification added support for offloading computations to devices (i.e., GPUs). SUNDIALS requires OpenMP 4.5 for GPU offloading support.

When OpenMP offloading support is enabled, the *OpenMPDEV NVector* will be built (see section §11.7.3.7 for the corresponding header file and library).

To enable OpenMP device offloading support, set the `SUNDIALS_ENABLE_OPENMP_DEVICE` to ON. For example, the following command will configure SUNDIALS with OpenMP device offloading support:

```
cmake \
-S SOLVER_DIR \
-B BUILD_DIR \
-D CMAKE_INSTALL_PREFIX=INSTALL_DIR \
-D SUNDIALS_ENABLE_OPENMP_DEVICE=ON
```

SUNDIALS_ENABLE_OPENMP_DEVICE

Enable OpenMP device offloading support

Default: OFF

Added in version 7.7.0: Replaces the deprecated option `ENABLE_OPENMP_DEVICE`

SUNDIALS_ENABLE_OPENMP_DEVICE_CHECKS

Perform OpenMP device offloading compatibility checks

Default: ON

Added in version 7.7.0: Replaces the deprecated option `OPENMP_DEVICE_WORKS`

11.3.31 Building with PETSc

The [Portable, Extensible Toolkit for Scientific Computation \(PETSc\)](#) is a suite of data structures and routines for simulating applications modeled by partial differential equations. The library is developed by Argonne National Laboratory and is available from the [PETSc GitLab repository](#). SUNDIALS requires PETSc 3.5.0 or newer and is regularly tested with the latest versions of PETSc, specifically up to version 3.21.4.

When PETSc support is enabled, the *PETSc NVector* and *PETSc SNES SUNNonlinearSolver* will be built (see sections §11.7.3.10 and §11.7.6.3, respectively, for the corresponding header files and libraries).

To enable PETSc support, set `SUNDIALS_ENABLE_MPI` to ON, set `SUNDIALS_ENABLE_PETSC` to ON, and set `PETSC_DIR` to the path of the PETSc installation. Alternatively, a user can provide a list of include paths in `PETSC_INCLUDES` and a list of complete paths to the PETSc libraries in `PETSC_LIBRARIES`. For example, the following command will configure SUNDIALS with PETSc support:

```
cmake \
-S SOLVER_DIR \
-B BUILD_DIR \
-D CMAKE_INSTALL_PREFIX=INSTALL_DIR \
-D SUNDIALS_ENABLE_MPI=ON \
-D SUNDIALS_ENABLE_PETSC=ON \
-D PETSC_DIR=/path/to/petsc/installation
```

SUNDIALS_ENABLE_PETSC

Enable PETSc support

Default: OFF

Added in version 7.7.0: Replaces the deprecated option `ENABLE_PETSC`

PETSC_DIR

Path to PETSc installation

Default: None

PETSC_LIBRARIES

Semi-colon separated list of PETSc link libraries. Unless provided by the user, this is autopopulated based on the PETSc installation found in [PETSC_DIR](#).

Default: None

PETSC_INCLUDES

Semi-colon separated list of PETSc include directories. Unless provided by the user, this is autopopulated based on the PETSc installation found in [PETSC_DIR](#).

Default: None

SUNDIALS_ENABLE_PETSC_CHECKS

Perform PETSc compatibility checks

Default: ON

Added in version 7.7.0: Replaces the deprecated option PETSC_WORKS

11.3.32 Building with PThreads

POSIX Threads (PThreads) is an API for shared memory programming defined by the Institute of Electrical and Electronics Engineers (IEEE) standard POSIX.1c.

When PThreads support is enabled, the *PThreads NVector* will be built (see section §11.7.3.8 for the corresponding header file and library).

To enable PThreads support, set [SUNDIALS_ENABLE_PTHREAD](#) to ON. For example, the following command will configure SUNDIALS with PThreads support:

```
cmake \
  -S SOLVER_DIR \
  -B BUILD_DIR \
  -D CMAKE_INSTALL_PREFIX=INSTALL_DIR \
  -D SUNDIALS_ENABLE_PTHREAD=ON
```

SUNDIALS_ENABLE_PTHREAD

Enable PThreads support

Default: OFF

Added in version 7.7.0: Replaces the deprecated option ENABLE_PTHREAD

11.3.33 Building with RAJA

[RAJA](#) is a performance portability layer developed by Lawrence Livermore National Laboratory and can be obtained from the [RAJA GitHub repository](#). SUNDIALS is regularly tested with the latest versions of RAJA, specifically up to version 2024.02.2.

When RAJA support is enabled, the *RAJA NVector* will be built (see section §11.7.3.13 for the corresponding header files and libraries).

To enable RAJA support, set `SUNDIALS_ENABLE_RAJA` to ON, set `RAJA_DIR` to the path of the RAJA installation, set `SUNDIALS_RAJA_BACKENDS` to the desired backend (CUDA, HIP, or SYCL), and set `SUNDIALS_ENABLE_CUDA`, `SUNDIALS_ENABLE_HIP`, or `SUNDIALS_ENABLE_SYCL` to ON depending on the selected backend. For example, the following command will configure SUNDIALS with RAJA support using the CUDA backend (targeting Ampere GPUs):

```
cmake \
-S SOLVER_DIR \
-B BUILD_DIR \
-D CMAKE_INSTALL_PREFIX=INSTALL_DIR \
-D SUNDIALS_ENABLE_RAJA=ON \
-D RAJA_DIR=/path/to/raja/installation \
-D SUNDIALS_RAJA_BACKENDS="CUDA" \
-D SUNDIALS_ENABLE_CUDA=ON \
-D CMAKE_CUDA_ARCHITECTURES="80"
```

SUNDIALS_ENABLE_RAJA

Enable RAJA support

Default: OFF

Added in version 7.7.0: Replaces the deprecated option `ENABLE_RAJA`

RAJA_DIR

Path to the RAJA installation

Default: None

SUNDIALS_RAJA_BACKENDS

If building SUNDIALS with RAJA support, this sets the RAJA backend to target. Values supported are CUDA, HIP, or SYCL.

Default: CUDA

11.3.34 Building with SuperLU_DIST

`SuperLU_DIST` is a general purpose library for the direct solution of large, sparse, nonsymmetric systems of linear equations in a distributed memory setting. The library is developed by Lawrence Berkeley National Laboratory and is available from the [SuperLU_DIST GitHub repository](#). SuperLU_DIST version 7.0.0 or newer is required. SUNDIALS is regularly tested with the latest versions of SuperLU_DIST, specifically up to version 8.2.1.

When SuperLU_DIST support is enabled, the *SuperLU_DIST (SLUNRloc) SUNMatrix* and *SuperLU_DIST SUNLinearSolver* will be built (see sections §11.7.4.9 and §11.7.5.16 for the corresponding header files and libraries).

To enable SuperLU_DIST support, set `SUNDIALS_ENABLE_MPI` to ON, set `SUNDIALS_ENABLE_SUPERLUDIST` to ON, and set `SUPERLUDIST_DIR` to the path where SuperLU_DIST is installed. If SuperLU_DIST was built with OpenMP enabled, set `SUPERLUDIST_OpenMP` and `SUNDIALS_ENABLE_OPENMP` to ON. For example, the following command will configure SUNDIALS with SuperLU_DIST support:

```
cmake \
-S SOLVER_DIR \
-B BUILD_DIR \
-D CMAKE_INSTALL_PREFIX=INSTALL_DIR \
-D SUNDIALS_ENABLE_SUPERLUDIST=ON \
-D SUPERLUDIST_DIR=/path/to/superludist/installation
```

SUNDIALS_ENABLE_SUPERLUDIST

Enable SuperLU_DIST support

Default: OFF

Added in version 7.7.0: Replaces the deprecated option ENABLE_SUPERLUDIST

SUPERLUDIST_DIR

Path to SuperLU_DIST installation.

Default: None

SUPERLUDIST_OpenMP

Enable SUNDIALS support for SuperLU_DIST built with OpenMP

Default: None

Note

SuperLU_DIST must be built with OpenMP support for this option to function. Additionally the environment variable OMP_NUM_THREADS must be set to the desired number of threads.

SUPERLUDIST_INCLUDE_DIRS

List of include paths for SuperLU_DIST (under a typical SuperLU_DIST install, this is typically the SuperLU_DIST SRC directory)

Default: None

Note

This is an advanced option. Prefer to use [*SUPERLUDIST_DIR*](#).

SUPERLUDIST_LIBRARIES

Semi-colon separated list of libraries needed for SuperLU_DIST

Default: None

Note

This is an advanced option. Prefer to use [*SUPERLUDIST_DIR*](#).

SUPERLUDIST_INCLUDE_DIR

Path to SuperLU_DIST header files (under a typical SuperLU_DIST install, this is typically the SuperLU_DIST SRC directory)

Default: None

Note

This is an advanced option. This option is deprecated. Use [*SUPERLUDIST_INCLUDE_DIRS*](#).

SUPERLUDIST_LIBRARY_DIR

Path to SuperLU_DIST installed library files

Default: None

NoteThis option is deprecated. Use [SUPERLUDIST_DIR](#).**SUNDIALS_ENABLE_SUPERLUDIST_CHECKS**

Perform SuperLU_DIST compatibility checks

Default: ON

Added in version 7.7.0: Replaces the deprecated option SUPERLUDIST_WORKS

11.3.35 Building with SuperLU_MT

[SuperLU_MT](#) is a general purpose library for the direct solution of large, sparse, nonsymmetric systems of linear equations on shared memory parallel machines. The library is developed by Lawrence Berkeley National Laboratory and is available from the [SuperLU_MT GitHub repository](#). SUNDIALS is regularly tested with the latest versions of SuperLU_MT, specifically up to version 4.0.1.

When SuperLU_MT support is enabled, the *SuperLU_MT SUNLinearSolver* will be built (see section §11.7.5.17 for the corresponding header file and library).

To enable SuperLU_MT support, set [SUNDIALS_ENABLE_SUPERLUMT](#) to ON, set [SUPERLUMT_INCLUDE_DIR](#) and [SUPERLUMT_LIBRARY_DIR](#) to the location of the header and library files, respectively, of the SuperLU_MT installation. Depending on the SuperLU_MT installation, it may also be necessary to set [SUPERLUMT_LIBRARIES](#) to a semi-colon separated list of other libraries SuperLU_MT depends on. For example, if SuperLU_MT was built with an external blas library, then include the full path to the blas library in this list. Additionally, the variable [SUPERLUMT_THREAD_TYPE](#) must be set to either Pthread or OpenMP. For example, the following command will configure SUNDIALS with SuperLU_MT support using PThreads:

```
cmake \
  -S SOLVER_DIR \
  -B BUILD_DIR \
  -D CMAKE_INSTALL_PREFIX=INSTALL_DIR \
  -D SUNDIALS_ENABLE_SUPERLUMT=ON \
  -D SUPERLUMT_INCLUDE_DIR=/path/to/superluml/installation/include/dir \
  -D SUPERLUMT_LIBRARY_DIR=/path/to/superluml/installation/library/dir \
  -D SUPERLUMT_THREAD_TYPE="Pthread"
```

Warning

Do not mix thread types when using SUNDIALS packages. For example, if using the OpenMP or PThreads NVector then the SuperLU_MT installation should use the same threading type.

SUNDIALS_ENABLE_SUPERLUMT

Enable SuperLU_MT support

Default: OFF

Added in version 7.7.0: Replaces the deprecated option ENABLE_SUPERLUMT

SUPERLUMT_INCLUDE_DIR

Path to SuperLU_MT header files (under a typical SuperLU_MT install, this is typically the SuperLU_MT SRC directory)

Default: None

SUPERLUMT_LIBRARY_DIR

Path to SuperLU_MT installed library files

Default: None

SUPERLUMT_LIBRARIES

Semi-colon separated list of libraries needed for SuperLU_MT

Default: None

SUPERLUMT_THREAD_TYPE

Must be set to Pthread or OpenMP, depending on how SuperLU_MT was compiled.

Default: Pthread

SUNDIALS_ENABLE_SUPERLUMT_CHECKS

Perform SuperLU_MT compatibility checks

Default: ON

Added in version 7.7.0: Replaces the deprecated option SUPERLUMT_WORKS

11.3.36 Building with SYCL

SYCL is an abstraction layer for programming heterogeneous parallel computing based on C++17.

When SYCL support is enabled, the *SYCL NVector* will be built (see section §11.7.3.14 for the corresponding header file and library).

To enable SYCL support, set the *SUNDIALS_ENABLE_SYCL* to ON. For example, the following command will configure SUNDIALS with SYCL support using Intel compilers:

```
cmake \  
-S SOLVER_DIR \  
-B BUILD_DIR \  
-D CMAKE_INSTALL_PREFIX=INSTALL_DIR \  
-D CMAKE_C_COMPILER=icx \  
-D CMAKE_CXX_COMPILER=icpx \  
-D CMAKE_CXX_FLAGS="-fsycl" \  
-D SUNDIALS_ENABLE_SYCL=ON
```

SUNDIALS_ENABLE_SYCL

Enable SYCL support

Default: OFF

Note

Building with SYCL enabled requires a compiler that supports a subset of the of SYCL 2020 specification (specifically `sycl/sycl.hpp` must be available).

CMake does not currently support autodetection of SYCL compilers and `CMAKE_CXX_COMPILER` must be set to a valid SYCL compiler. At present the only supported SYCL compilers are the Intel oneAPI compilers i.e., `dpcpp` and `icpx`. When using `icpx` the `-fsycl` flag and any ahead of time compilation flags must be added to `CMAKE_CXX_FLAGS`.

Added in version 7.7.0: Replaces the deprecated option `ENABLE_SYCL`

SUNDIALS_SYCL_2020_UNSUPPORTED

This advanced option disables the use of *some* features from the SYCL 2020 standard in SUNDIALS libraries and examples. This can be used to work around some cases of incomplete compiler support for SYCL 2020.

Default: OFF

11.3.37 Building with Trilinos

Trilinos is a collection of C++ libraries of linear solvers, non-linear solvers, optimization solvers, etc. developed by Sandia National Laboratory and available from the [Trilinos GitHub repository](#). SUNDIALS is regularly tested with the latest versions of Trilinos, specifically up to version 16.0.0.

When Trilinos support is enabled, the *Trilinos Tpetra NVector* will be built (see section §11.7.3.15 for the corresponding header file and library).

To enable Trilinos support, set the `SUNDIALS_ENABLE_TRILINOS` to ON and set `Trilinos_DIR` to root path of the Trilinos installation. For example, the following command will configure SUNDIALS with Trilinos support:

```
cmake \
-S SOLVER_DIR \
-B BUILD_DIR \
-D CMAKE_INSTALL_PREFIX=INSTALL_DIR \
-D ENABLE_TRILINOS=ON \
-D TRILINOS_DIR=/path/to/trilinos/installation
```

SUNDIALS_ENABLE_TRILINOS

Enable Trilinos support

Default: OFF

Added in version 7.7.0: Replaces the deprecated option `ENABLE_TRILINOS`

Trilinos_DIR

Path to the Trilinos installation

Default: None

11.3.38 Building with XBraid

XBraid is parallel-in-time library implementing an optimal-scaling multigrid reduction in time (MGRIT) solver. The library is developed by Lawrence Livermore National Laboratory and is available from the [XBraid GitHub repository](#). SUNDIALS is regularly tested with the latest versions of XBraid, specifically up to version 3.0.0.

To enable XBraid support, set `SUNDIALS_ENABLE_MPI` to ON, set `SUNDIALS_ENABLE_XBRAID` to ON, set `XBRAID_DIR` to the root path of the XBraid installation. For example, the following command will configure SUNDIALS with XBraid support:

```
cmake \  
-S SOLVER_DIR \  
-B BUILD_DIR \  
-D CMAKE_INSTALL_PREFIX=INSTALL_DIR \  
-D SUNDIALS_INDEX_SIZE="32" \  
-D SUNDIALS_ENABLE_MPI=ON \  
-D SUNDIALS_ENABLE_XBRAID=ON \  
-D XBRAID_DIR=/path/to/xbraid/installation
```

Note

At this time the XBraid types `braid_Int` and `braid_Real` are hard-coded to `int` and `double` respectively. As such SUNDIALS must be configured with `SUNDIALS_INDEX_SIZE` set to 32 and `SUNDIALS_PRECISION` set to `double`. Additionally, SUNDIALS must be configured with `SUNDIALS_ENABLE_MPI` set to `ON`.

SUNDIALS_ENABLE_XBRAID

Enable or disable the ARKStep + XBraid interface.

Default: OFF

Added in version 7.7.0: Replaces the deprecated option `ENABLE_XBRAID`

XBRAID_DIR

The root directory of the XBraid installation.

Default: OFF

XBRAID_INCLUDES

Semi-colon separated list of XBraid include directories. Unless provided by the user, this is autopopulated based on the XBraid installation found in `XBRAID_DIR`.

Default: None

XBRAID_LIBRARIES

Semi-colon separated list of XBraid link libraries. Unless provided by the user, this is autopopulated based on the XBraid installation found in `XBRAID_DIR`.

Default: None

SUNDIALS_ENABLE_XBRAID_CHECKS

Perform XBraid compatibility checks

Default: ON

Added in version 7.7.0: Replaces the deprecated option `XBRAID_WORKS`

11.3.39 Building with xSDK Defaults

The [Extreme-scale Scientific Software Development Kit \(xSDK\)](#) is a community of HPC libraries and applications developing best practices and standards for scientific software.

USE_XSDK_DEFAULTS

Enable xSDK default configuration settings. This sets the default value for `CMAKE_BUILD_TYPE` to `Debug`, `SUNDIALS_INDEX_SIZE` to 32, and `SUNDIALS_PRECISION` to `double`.

Default: OFF

11.3.40 Building with External Addons

SUNDIALS “addons” are community developed code additions for SUNDIALS that can be subsumed by the SUNDIALS build system so that they have full access to all internal SUNDIALS symbols. The intent is for SUNDIALS addons to function as if they are part of the SUNDIALS library, while allowing them to potentially have different licenses (although we encourage BSD-3-Clause still), code style (although we encourage them to follow the SUNDIALS style outlined [here](#)).

Warning

SUNDIALS addons are not maintained by the SUNDIALS team and may come with different licenses. Use them at your own risk.

To build with SUNDIALS addons,

1. Clone/copy the addon(s) into `SOLVER_DIR/external/`
2. Copy the `sundials-addon-example` block in the `SOLVER_DIR/external/CMakeLists.txt`, paste it below the example block, and modify the path listed for your own external addon(s).
3. When building SUNDIALS, set the CMake option `SUNDIALS_ENABLE_EXTERNAL_ADDONS` to ON
4. Build SUNDIALS as usual.

SUNDIALS_ENABLE_EXTERNAL_ADDONS

Build SUNDIALS with any external addons that you have put in `SOLVER_DIR/external`.

Default: OFF

11.4 Testing the Build and Installation

If SUNDIALS was configured with any `EXAMPLES_ENABLE_<language>` options set to ON, then a set of regression tests can be run after building with the command:

```
make test
```

Additionally, if `SUNDIALS_ENABLE_EXAMPLES_INSTALL` is set to ON, then a set of smoke tests can be run after installing with the command:

```
make test_install
```

11.5 Building and Running Examples

Each of the SUNDIALS solvers is distributed with a set of examples demonstrating basic usage. To build and install the examples, set at least one of the `EXAMPLES_ENABLE_<language>` options to ON, and set `SUNDIALS_ENABLE_EXAMPLES_INSTALL` to ON. Along side the example sources and outputs, automatically generated `CMakeLists.txt` configuration files (and Makefile files if on Linux/Unix systems) are installed referencing the *installed* SUNDIALS headers and libraries.

Either the `CMakeLists.txt` file or the traditional Makefile may be used to build the examples and serve as a template for building user developed problems. To use the supplied Makefile simply run `make` to compile and generate the executables. To use CMake from within the installed example directory, run `cmake` (or `ccmake` or `cmake-gui` to use

the GUI) followed by `make` to compile the example code. Note that if CMake is used, it will overwrite the traditional Makefile with a new CMake-generated Makefile.

The resulting output from running the examples can be compared with example output bundled in the SUNDIALS distribution.

Note

There will potentially be differences in the output due to machine architecture, compiler versions, use of third party libraries, etc.

11.6 Using SUNDIALS In Your Project

After installing SUNDIALS, building your application with SUNDIALS involves two steps: including the right header files and linking to the right libraries. Depending on what features of SUNDIALS that your application uses, the header files and libraries needed will vary. For example, if you want to use CVODE for serial computations you need the following includes:

```
#include <cvode/cvode.h>
#include <nvector/nvector_serial.h>
```

and must link to `libsundials_cvode` and `libsundials_nvecserial`. If you wanted to use CVODE with the GMRES linear solver and the CUDA NVector, you need the following includes:

```
#include <cvode/cvode.h>
#include <nvector/nvector_cuda.h>
#include <sunlinsol/sunlinsol_spgmr.h>
```

and must link to `libsundials_cvode`, `libsundials_nveccuda`, and `libsundials_sunlinsolspgmr`.

Attention

Added in version 7.0.0: All applications must also link to `libsundials_core`. For projects using SUNDIALS CMake targets (see section §11.6.1), this dependency is automatically included.

Refer to section §11.7 below or the documentations sections for the individual SUNDIALS packages and modules of interest for the proper includes and libraries to link against.

11.6.1 CMake Projects

For projects that use CMake, the SUNDIALS CMake package configuration file provides CMake targets for the consuming project. Use the CMake `find_package` command to search for the configuration file, `SUNDIALSConfig.cmake`, which is installed alongside a package version file, `SUNDIALSConfigVersion.cmake`, under the `INSTALL_DIR/SUNDIALS_INSTALL_CMAKEDIR` directory. The SUNDIALS CMake targets follow the same naming convention as the generated library binaries with the `libsundials_` prefix replaced by `SUNDIALS::`. For example, the exported target for `libsundials_cvode` is `SUNDIALS::cvode`. See section §11.7 for a complete list of CMake targets. The CMake code snippet below shows how a consuming project might leverage the SUNDIALS package configuration file to build against SUNDIALS in their own CMake project.

```

project(MyProject)

# Set the variable SUNDIALS_DIR to the SUNDIALS instdir.
# When using the cmake CLI command, this can be done like so:
#   cmake -D SUNDIALS_DIR=/path/to/sundials/installation

# Find any SUNDIALS version...
find_package(SUNDIALS REQUIRED)

# ... or find any version newer than some minimum...
find_package(SUNDIALS 7.1.0 REQUIRED)

# ... or find a version in a range
find_package(SUNDIALS 7.0.0...7.1.0 REQUIRED)

# To check if specific components are available in the SUNDIALS installation,
# use the COMPONENTS option followed by the desired target names
find_package(SUNDIALS REQUIRED COMPONENTS ccode nvecpetsc)

add_executable(myexec main.c)

# Link to SUNDIALS libraries through the exported targets.
# This is just an example, users should link to the targets appropriate
# for their use case.
target_link_libraries(myexec PUBLIC SUNDIALS::ccode SUNDIALS::nvecpetsc)

```

Note

Changed in version 7.1.0: A single version provided to `find_package` denotes the minimum version of SUNDIALS to look for, and any version equal or newer than what is specified will match. In prior versions `SUNDIALSConfig.cmake` required the version found to have the same major version number as the single version provided to `find_package`.

To accommodate installing both static and shared libraries simultaneously, targets are created with `_static` and `_shared` suffixes, respectively, and the un-suffixed target is an alias to the `_shared` version. For example, `SUNDIALS::ccode` is an alias to `SUNDIALS::ccode_shared` in this case. Projects that wish to use static libraries should use the `_static` version of the target when both library types are installed. When only static or shared libraries (not both) are installed the un-suffixed alias corresponds to the library type chosen at configuration time (see section §11.3.4).

11.7 Libraries and Header Files

As noted above, the SUNDIALS header files and libraries are installed under the `CMAKE_INSTALL_PREFIX` path in the `include` and `CMAKE_INSTALL_LIBDIR` subdirectories, respectively. The public header files are further organized into subdirectories under the `include` directory. The installed public header files and libraries are listed for reference in the sections below. Additionally, the exported CMake targets are also listed for projects using CMake (see section §11.6.1). The file extension `.LIB` used below is typically `.so`, `.dll`, or `.dylib` for shared libraries and `.a` or `.lib` for static libraries.

Warning

SUNDIALS installs some header files to `CMAKE_INSTALL_PREFIX/include/sundials/priv`. All of the header files in this directory are private and **should not be included in user code**. The private headers are subject to change without any notice and relying on them may break your code.

11.7.1 SUNDIALS Core

The core library contains the shared infrastructure utilized by SUNDIALS packages. All applications using SUNDIALS must link against the core library. For codes using the SUNDIALS CMake targets, the core target is automatically included as needed by other targets.

Table 11.1: The SUNDIALS core library, header, and CMake target

Libraries	<code>libsundials_core.LIB</code>
Headers	<code>sundials/sundials_core.h</code>
CMake target	<code>SUNDIALS::core</code>

The core header file is a convenient way to include all the header files that make up the SUNDIALS core infrastructure.

Table 11.2: Header files included by `sundials_core.h`

Headers	<code>sundials/sundials_adaptcontroller.h</code>
	<code>sundials/sundials_adjointstepper.h</code>
	<code>sundials/sundials_adjointcheckpointscheme.h</code>
	<code>sundials/sundials_config.h</code>
	<code>sundials/sundials_context.h</code>
	<code>sundials/sundials_domeigestimator.h</code>
	<code>sundials/sundials_errors.h</code>
	<code>sundials/sundials_iterative.h</code>
	<code>sundials/sundials_linearsolver.h</code>
	<code>sundials/sundials_logger.h</code>
	<code>sundials/sundials_math.h</code>
	<code>sundials/sundials_matrix.h</code>
	<code>sundials/sundials_memory.h</code>
	<code>sundials/sundials_nonlinearsolver.h</code>
	<code>sundials/sundials_nvector.h</code>
	<code>sundials/sundials_profiler.h</code>
	<code>sundials/sundials_types.h</code>
	<code>sundials/sundials_version.h</code>

For C++ applications, several convenience classes are provided for interacting with SUNDIALS objects. These can be accessed by including the C++ core header file.

Table 11.3: The SUNDIALS C++ core header file

Headers	<code>sundials/sundials_core.hpp</code>
---------	---

Like the C core header file, the C++ core header file is a convenient way to include all the header files for the core C++ classes.

Warning

Features in the `sundials::experimental` namespace are not yet part of the public API and are subject to change or removal without notice.

Table 11.4: Header files included by `sundials_core.hpp`

Headers	<code>sundials/sundials_context.hpp</code>
	<code>sundials/sundials_core.h</code>
	<code>sundials/sundials_linearsolver.hpp</code>
	<code>sundials/sundials_matrix.hpp</code>
	<code>sundials/sundials_memory.hpp</code>
	<code>sundials/sundials_nonlinearsolver.hpp</code>
	<code>sundials/sundials_nvector.hpp</code>
	<code>sundials/sundials_profiler.hpp</code>

When MPI support is enabled (`SUNDIALS_ENABLE_MPI` is ON), the following header file provides aliases between MPI data types and SUNDIALS types. The alias `MPI_SUNREALTYPE` is one of `MPI_FLOAT`, `MPI_DOUBLE`, or `MPI_LONG_DOUBLE` depending on the value of `SUNDIALS_PRECISION`. The alias `MPI_SUNINDEXTYPE` is either `MPI_INT32_T` or `MPI_INT64_T` depending on the value of `SUNDIALS_INDEX_SIZE`.

Table 11.5: Header file defining aliases between SUNDIALS and MPI data types

Headers	<code>sundials/sundials_mpi_types.h</code>
---------	--

When XBraid support is enabled (`SUNDIALS_ENABLE_XBRAID` is ON), the following header file defines types and functions for interfacing SUNDIALS with XBraid.

Table 11.6: SUNDIALS header for interfacing with XBraid

Headers	<code>sundials/sundials_xbraid.h</code>
---------	---

11.7.2 SUNDIALS Packages

11.7.2.1 CVODE

To use the `CVODE` package, include the header file and link to the library given below.

Table 11.7: CVODE library, header file, and CMake target

Libraries	<code>libsundials_cvode.LIB</code>
Headers	<code>cvode/cvode.h</code>
CMake target	<code>SUNDIALS::cvode</code>

The CVODE header file includes the files below which define functions, types, and constants for the CVODE linear solver interface and using projection methods with CVODE.

Table 11.8: Additional header files included by `cvode.h`

Headers	<code>cvode/cvode_ls.h</code> <code>cvode/cvode_proj.h</code>
---------	--

CVODE provides a specialized linear solver module for diagonal linear systems. Include the header file below to access the related functions.

Table 11.9: CVODE diagonal linear solver

Headers	<code>cvode/cvode_diag.h</code>
---------	---------------------------------

For problems in which the user cannot define a more effective, problem-specific preconditioner for Krylov iterative linear solvers, CVODE provides banded (`bandpre`) and band-block-diagonal (`bbdpre`) preconditioner modules. Include the header files below to access the related functions.

Table 11.10: CVODE preconditioner modules

Headers	<code>cvode/cvode_bandpre.h</code> <code>cvode/cvode_bbdpre.h</code>
---------	---

11.7.2.2 CVODES

To use the [CVODES](#) package, include the header file and link to the library given below.

Warning

CVODES is a superset of CVODE and defines the same functions as provided by CVODE. As such, applications should not link to both CVODES and CVODE.

Table 11.11: CVODES library, header file, and CMake target

Libraries	<code>libsundials_cvodes.LIB</code>
Headers	<code>cvodes/cvodes.h</code>
CMake target	<code>SUNDIALS::cvodes</code>

The CVODES header file includes the files below which define functions, types, and constants for the CVODES linear solver interface and using projection methods with CVODES.

Table 11.12: Additional header files included by `cvodes.h`

Headers	<code>cvodes/cvodes_ls.h</code> <code>cvodes/cvodes_proj.h</code>
---------	--

CVODES provides a specialized linear solver module for diagonal linear systems. Include the header file below to access the related functions.

Table 11.13: CVODES diagonal linear solver

Headers	<code>cvodes/cvodes_diag.h</code>
---------	-----------------------------------

For problems in which the user cannot define a more effective, problem-specific preconditioner for Krylov iterative linear solvers, CVODES provides banded (`bandpre`) and band-block-diagonal (`bbdpre`) preconditioner modules. Include the header files below to access the related functions.

Table 11.14: CVODES preconditioner modules

Headers	<code>cvodes/cvodes_bandpre.h</code> <code>cvodes/cvodes_bbdpre.h</code>
---------	---

11.7.2.3 ARKODE

To use the [ARKODE](#) package, link to the library below and include the header file for the desired module.

Table 11.15: ARKODE library, header files, and CMake target

Libraries	<code>libsundials_arkode.LIB</code>
Headers	<code>arkode/arkode_arkstep.h</code> <code>arkode/arkode_erkstep.h</code> <code>arkode/arkode_forcingstep.h</code> <code>arkode/arkode_lsrkstep.h</code> <code>arkode/arkode_mristep.h</code> <code>arkode/arkode_splittingstep.h</code> <code>arkode/arkode_sprkstep.h</code>
CMake target	<code>SUNDIALS::arkode</code>

The ARKODE module header files include the header file for the shared ARKODE interface functions, constants, and types (`arkode.h`). As appropriate, the module header files also include the ARKODE linear solver interface as well as the header files defining method coefficients.

Table 11.16: Additional header files included by `arkode_*step.h` header files

Headers	<code>arkode/arkode.h</code> <code>arkode/arkode_butcher.h</code> <code>arkode/arkode_butcher_dirk.h</code> <code>arkode/arkode_butcher_erk.h</code> <code>arkode/arkode_ls.h</code> <code>arkode/arkode_sprk.h</code>
---------	---

For problems in which the user cannot define a more effective, problem-specific preconditioner for Krylov iterative linear solvers, ARKODE provides banded (`bandpre`) and band-block-diagonal (`bbdpre`) preconditioner modules. Include the header files below to access the related functions.

Table 11.17: ARKODE preconditioner modules

Headers	<code>arkode/arkode_bandpre.h</code> <code>arkode/arkode_bbdpre.h</code>
---------	---

When XBraid support is enabled (`SUNDIALS_ENABLE_XBRAID` is ON), include the ARKODE-XBraid interface header file and link to the interface library given below to use ARKODE and XBraid together.

Table 11.18: ARKODE library, header, and CMake target for interfacing with XBraid

Libraries	libsundials_arkode_xbraid.LIB
Headers	arkode/arkode_xbraid.h
CMake target	SUNDIALS::arkode_xbraid

11.7.2.4 IDA

To use the [IDA](#) package, include the header file and link to the library given below.

Table 11.19: IDA library, header file, and CMake target

Libraries	libsundials_ida.LIB
Headers	ida/ida.h
CMake target	SUNDIALS::ida

The IDA header file includes the header file below which defines functions, types, and constants for the IDA linear solver interface.

Table 11.20: Additional header files included by `ida.h`

Headers	ida/ida_ls.h
---------	--------------

For problems in which the user cannot define a more effective, problem-specific preconditioner for Krylov iterative linear solvers, IDA provides a band-block-diagonal (`bbdpre`) preconditioner module. Include the header file below to access the related functions.

Table 11.21: IDA preconditioner modules

Headers	ida/ida_bbdpre.h
---------	------------------

11.7.2.5 IDAS

To use the [IDAS](#) package, include the header file and link to the library given below.

Warning

IDAS is a superset of IDA and defines the same functions as provided by IDA. As such, applications should not link to both IDAS and IDA.

Table 11.22: IDAS library, header file, and CMake target

Libraries	libsundials_idas.LIB
Headers	idas/idas.h
CMake target	SUNDIALS::idas

The IDAS header file includes the header file below which defines functions, types, and constants for the IDAS linear solver interface.

Table 11.23: Additional header files included by `idas.h`

Headers	<code>idas/idas_ls.h</code>
---------	-----------------------------

For problems in which the user cannot define a more effective, problem-specific preconditioner for Krylov iterative linear solvers, IDAS provides a band-block-diagonal (`bbdpre`) preconditioner module. Include the header file below to access the related functions.

Table 11.24: IDAS preconditioner modules

Headers	<code>idas/idas_bbdpre.h</code>
---------	---------------------------------

11.7.2.6 KINSOL

To use the [KINSOL](#) package, include the header file and link to the library given below.

Table 11.25: KINSOL library, header file, and CMake target

Libraries	<code>libsundials_kinsol.LIB</code>
Headers	<code>kinsol/kinsol.h</code>
CMake target	<code>SUNDIALS::kinsol</code>

The KINSOL header file includes the header file below which defines functions, types, and constants for the KINSOL linear solver interface.

Table 11.26: Additional header files included by `kinsol.h`

Headers	<code>kinsol/kinsol_ls.h</code>
---------	---------------------------------

For problems in which the user cannot define a more effective, problem-specific preconditioner for Krylov iterative linear solvers, KINSOL provides a band-block-diagonal (`bbdpre`) preconditioner module. Include the header file below to access the related functions.

Table 11.27: KINSOL preconditioner modules

Headers	<code>kinsol/kinsol_bbdpre.h</code>
---------	-------------------------------------

11.7.3 Vectors

11.7.3.1 Serial

To use the [serial NVector](#), include the header file and link to the library given below.

When using SUNDIALS time integration packages or the KINSOL package, the serial NVector is bundled with the package library and it is not necessary to link to the library below when using those packages.

Table 11.28: The serial NVector library, header file, and CMake target

Libraries	<code>libsundials_nvecserial.LIB</code>
Headers	<code>nvector/nvector_serial.h</code>
CMake target	<code>SUNDIALS::nvecserial</code>

11.7.3.2 ManyVector

To use the *ManyVector NVector*, include the header file and link to the library given below.

Table 11.29: The ManyVector NVector library, header file, and CMake target

Libraries	libsundials_nvecmanyvector.LIB
Headers	nvector/nvector_manyvector.h
CMake target	SUNDIALS::nvecmanyvector

11.7.3.3 Parallel (MPI)

To use the *parallel (MPI) NVector*, include the header file and link to the library given below.

Table 11.30: The parallel (MPI) NVector library, header file, and CMake target

Libraries	libsundials_nvecparallel.LIB
Headers	nvector/nvector_parallel.h
CMake target	SUNDIALS::nvecparallel

11.7.3.4 MPI ManyVector

To use the *MPI ManyVector NVector*, include the header file and link to the library given below.

Table 11.31: The MPI ManyVector NVector library, header file, and CMake target

Libraries	libsundials_nvecmpimanyvector.LIB
Headers	nvector/nvector_mpimanyvector.h
CMake target	SUNDIALS::nvecmpimanyvector

11.7.3.5 MPI+X

To use the *MPI+X NVector*, include the header file and link to the library given below.

Table 11.32: The MPI+X NVector library, header file, and CMake target

Libraries	libsundials_nvecmpiplusx.LIB
Headers	nvector/nvector_mpiplusx.h
CMake target	SUNDIALS::nvecmpiplusx

11.7.3.6 OpenMP

To use the *OpenMP NVector*, include the header file and link to the library given below.

Table 11.33: The OpenMP NVector library, header file, and CMake target

Libraries	libsundials_nvecopenmp.LIB
Headers	nvector/nvector_openmp.h
CMake target	SUNDIALS::nvecopenmp

11.7.3.7 OpenMPDEV

To use the *OpenMP device offload NVector*, include the header file and link to the library given below.

Table 11.34: The OpenMP device offload NVector library, header file, and CMake target

Libraries	libsundials_nvecopenmpdev.LIB
Headers	nvector/nvector_openmpdev.h
CMake target	SUNDIALS::nvecopenmpdev

11.7.3.8 PThreads

To use the *POSIX Threads NVector*, include the header file and link to the library given below.

Table 11.35: The POSIX Threads NVector library, header file, and CMake target

Libraries	libsundials_nvecpthreads.LIB
Headers	nvector/nvector_pthreads.h
CMake target	SUNDIALS::nvecpthreads

11.7.3.9 hypre (ParHyp)

To use the *hypre (ParHyp) NVector*, include the header file and link to the library given below.

Table 11.36: The hypre (ParHyp) NVector library, header file, and CMake target

Libraries	libsundials_nvecparhyp.LIB
Headers	nvector/nvector_parhyp.h
CMake target	SUNDIALS::nvecparhyp

11.7.3.10 PETSc

To use the *PETSc NVector*, include the header file and link to the library given below.

Table 11.37: The PETSc NVector library, header file, and CMake target

Libraries	libsundials_nvecpetsc.LIB
Headers	nvector/nvector_petsc.h
CMake target	SUNDIALS::nvecpetsc

11.7.3.11 CUDA

To use the *CUDA NVector*, include the header file and link to the library given below.

Table 11.38: The CUDA NVector library, header file, and CMake target

Libraries	libsundials_nveccuda.LIB
Headers	nvector/nvector_cuda.h
CMake target	SUNDIALS::nveccuda

11.7.3.12 HIP

To use the *HIP NVector*, include the header file and link to the library given below.

Table 11.39: The HIP NVector library, header file, and CMake target

Libraries	libsundials_nvechip.LIB
Headers	nvector/nvector_hip.h
CMake target	SUNDIALS::nvechip

11.7.3.13 RAJA

To use the *RAJA NVector*, include the header file and link to the library given below for the desired backend.

Table 11.40: The RAJA NVector libraries, header file, and CMake targets

Libraries	libsundials_nveccudaraja.LIB
	libsundials_nvechipraja.LIB
	libsundials_nvecsyclraja.LIB
Headers	nvector/nvector_raja.h
CMake target	SUNDIALS::nveccudaraja
	SUNDIALS::nvechipraja
	SUNDIALS::nvecsyclraja

11.7.3.14 SYCL

To use the *SYCL NVector*, include the header file and link to the library given below.

Table 11.41: The SYCL NVector library, header file, and CMake target

Libraries	libsundials_nvecsycl.LIB
Headers	nvector/nvector_sycl.h
CMake target	SUNDIALS::nvecsycl

11.7.3.15 Trilinos (Tpetra)

To use the *Trilinos (Tpetra) NVector*, include the header file and link to the library given below.

Table 11.42: The Trilinos (Tpetra) NVector library, header file, and CMake target

Libraries	libsundials_nvectrilinos.LIB
Headers	nvector/nvector_trilinos.h
CMake target	SUNDIALS::nvectrilinos

11.7.3.16 Kokkos

To use the *Kokkos NVector*, include the header file and link to the library given below.

Table 11.43: The Kokkos NVector library, header file, and CMake target

Headers	nvector/nvector_kokkos.hpp
CMake target	SUNDIALS::nveckokkos

11.7.4 Matrices

11.7.4.1 Banded

To use the *banded SUNMatrix*, include the header file and link to the library given below.

When using SUNDIALS time integration packages or the KINSOL package, the banded SUNMatrix is bundled with the package library and it is not necessary to link to the library below when using those packages.

Table 11.44: The banded SUNMatrix library, header file, and CMake target

Libraries	libsundials_sunmatrixband.LIB
Headers	sunmatrix/sunmatrix_band.h
CMake target	SUNDIALS::sunmatrixband

11.7.4.2 cuSPARSE

To use the *cuSPARSE SUNMatrix*, include the header file and link to the library given below.

Table 11.45: The cuSPARSE SUNMatrix library, header file, and CMake target

Libraries	libsundials_sunmatrixcusparse.LIB
Headers	sunmatrix/sunmatrix_cusparse.h
CMake target	SUNDIALS::sunmatrixcusparse

11.7.4.3 Dense

To use the *dense SUNMatrix*, include the header file and link to the library given below.

When using SUNDIALS time integration packages or the KINSOL package, the dense SUNMatrix is bundled with the package library and it is not necessary to link to the library below when using those packages.

Table 11.46: The dense SUNMatrix library, header file, and CMake target

Libraries	libsundials_sunmatrixdense.LIB
Headers	sunmatrix/sunmatrix_dense.h
CMake target	SUNDIALS::sunmatrixdense

11.7.4.4 Ginkgo

To use the *Ginkgo SUNMatrix* or *Ginkgo Batch SUNMatrix*, include the corresponding header file given below.

Table 11.47: The Ginkgo and Ginkgo Batch SUNMatrix header files and CMake target

Headers	sunmatrix/sunmatrix_ginkgo.hpp sunmatrix/sunmatrix_ginkgobatch.hpp
CMake target	SUNDIALS::sunmatrixginkgo

11.7.4.5 KokkosKernels Dense

To use the *KokkosKernels dense SUNMatrix*, include the header file given below.

Table 11.48: The dense KokkosKernels SUNMatrix library, header file, and CMake target

Headers	sunmatrix/sunmatrix_kokkosdense.hpp
CMake target	SUNDIALS::sunmatrixkokkosdense

11.7.4.6 MAGMA Dense

To use the *MAGMA dense SUNMatrix*, include the header file and link to the library given below.

Table 11.49: The dense MAGMA SUNMatrix library, header file, and CMake target

Libraries	libsundials_sunmatrixmagmadense.LIB
Headers	sunmatrix/sunmatrix_magmadense.h
CMake target	SUNDIALS::sunmatrixmagmadense

11.7.4.7 oneMKL Dense

To use the *oneMKL dense SUNMatrix*, include the header file and link to the library given below.

Table 11.50: The dense oneMKL SUNMatrix library, header file, and CMake target

Libraries	libsundials_sunmatrixonemkldense.LIB
Headers	sunmatrix/sunmatrix_onemkldense.h
CMake target	SUNDIALS::sunmatrixonemkldense

11.7.4.8 Sparse

To use the *sparse SUNMatrix*, include the header file and link to the library given below.

When using SUNDIALS time integration packages or the KINSOL package, the sparse SUNMatrix is bundled with the package library and it is not necessary to link to the library below when using those packages.

Table 11.51: The sparse SUNMatrix library, header file, and CMake target

Libraries	libsundials_sunmatrixsparse.LIB
Headers	sunmatrix/sunmatrix_sparse.h
CMake target	SUNDIALS::sunmatrixsparse

11.7.4.9 SuperLU_DIST (SLUNRloc)

To use the *SuperLU_DIST (SLUNRloc) SUNMatrix*, include the header file and link to the library given below.

Table 11.52: The SuperLU_DIST (SLUNRloc) SUNMatrix library, header file, and CMake target

Libraries	libsundials_sunmatrixslunrloc.LIB
Headers	sunmatrix/sunmatrix_slunrloc.h
CMake target	SUNDIALS::sunmatrixslunrloc

11.7.5 Linear Solvers

11.7.5.1 Banded

To use the *banded SUNLinearSolver*, include the header file and link to the library given below.

When using SUNDIALS time integration packages or the KINSOL package, the banded SUNLinearSolver is bundled with the package library and it is not necessary to link to the library below when using those packages.

Table 11.53: The banded SUNLinearSolver library, header file, and CMake target

Libraries	libsundials_sunlinsolband.LIB
Headers	sunlinsol/sunlinsol_band.h
CMake target	SUNDIALS::sunlinsolband

11.7.5.2 cuSPARSE Batched QR

To use the *cuSPARSE batched QR SUNLinearSolver*, include the header file and link to the library given below.

Table 11.54: The cuSPARSE batched QR SUNLinearSolver library, header file, and CMake target

Libraries	libsundials_sunlinsolcusolversp.LIB
Headers	sunlinsol/sunlinsol_cusolversp_batchqr.h
CMake target	SUNDIALS::sunlinsolcusolversp

11.7.5.3 Dense

To use the *dense SUNLinearSolver*, include the header file and link to the library given below.

When using SUNDIALS time integration packages or the KINSOL package, the dense SUNLinearSolver is bundled with the package library and it is not necessary to link to the library below when using those packages.

Table 11.55: The dense SUNLinearSolver library, header file, and CMake target

Libraries	libsundials_sunlinsoldense.LIB
Headers	sunlinsol/sunlinsol_dense.h
CMake target	SUNDIALS::sunlinsoldense

11.7.5.4 Ginkgo

To use the *Ginkgo SUNLinearSolver* or *Ginkgo Batch SUNLinearSolver*, include the corresponding header file given below.

Table 11.56: The Ginkgo and Ginkgo Batch SUNLinearSolver header files and CMake target

Headers	sunlinsol/sunlinsol_ginkgo.hpp
	sunlinsol/sunlinsol_ginkgobatch.hpp
CMake target	SUNDIALS::sunlinsolginkgo

11.7.5.5 KLU

To use the *KLU SUNLinearSolver*, include the header file and link to the library given below.

Table 11.57: The KLU SUNLinearSolver library, header file, and CMake target

Libraries	libsundials_sunlinsolklu.LIB
Headers	sunlinsol/sunlinsol_klu.h
CMake target	SUNDIALS::sunlinsolklu

11.7.5.6 KokkosKernels Dense

To use the *KokkosKernels dense SUNLinearSolver*, include the header file given below.

Table 11.58: The KokkosKernels dense SUNLinearSolver header file and CMake target

Headers	sunlinsol/sunlinsol_kokkosdense.hpp
CMake target	SUNDIALS::sunlinsolkokkosdense

11.7.5.7 LAPACK Banded

To use the *LAPACK banded SUNLinearSolver*, include the header file and link to the library given below.

Table 11.59: The LAPACK banded SUNLinearSolver library, header file, and CMake target

Libraries	libsundials_sunlinsollapackband.LIB
Headers	sunlinsol/sunlinsol_lapackband.h
CMake target	SUNDIALS::sunlinsollapackband

11.7.5.8 LAPACK Dense

To use the *LAPACK dense SUNLinearSolver*, include the header file and link to the library given below.

Table 11.60: The LAPACK dense SUNLinearSolver library, header file, and CMake target

Libraries	libsundials_sunlinsollapackdense.LIB
Headers	sunlinsol/sunlinsol_lapackdense.h
CMake target	SUNDIALS::sunlinsollapackdense

11.7.5.9 MAGMA Dense

To use the *MAGMA dense SUNLinearSolver*, include the header file and link to the library given below.

Table 11.61: The MAGMA dense SUNLinearSolver library, header file, and CMake target

Libraries	libsundials_sunlinsolmagmadense.LIB
Headers	sunlinsol/sunlinsol_magmadense.h
CMake target	SUNDIALS::sunlinsolmagmadense

11.7.5.10 oneMKL Dense

To use the *oneMKL dense SUNLinearSolver*, include the header file and link to the library given below.

Table 11.62: The oneMKL dense SUNLinearSolver library, header file, and CMake target

Libraries	libsundials_sunlinsolonemkldense.LIB
Headers	sunlinsol/sunlinsol_onemkldense.h
CMake target	SUNDIALS::sunlinsolonemkldense

11.7.5.11 Preconditioned Conjugate Gradient (PCG)

To use the *PCG SUNLinearSolver*, include the header file and link to the library given below.

When using SUNDIALS time integration packages or the KINSOL package, the PCG SUNLinearSolver is bundled with the package library and it is not necessary to link to the library below when using those packages.

Table 11.63: The PCG SUNLinearSolver library, header file, and CMake target

Libraries	libsundials_sunlinsolpcg.LIB
Headers	sunlinsol/sunlinsol_pcg.h
CMake target	SUNDIALS::sunlinsolpcg

11.7.5.12 Scaled, Preconditioned Bi-Conjugate Gradient, Stabilized (SPBCGS)

To use the *SPBCGS SUNLinearSolver*, include the header file and link to the library given below.

When using SUNDIALS time integration packages or the KINSOL package, the SPBCGS SUNLinearSolver is bundled with the package library and it is not necessary to link to the library below when using those packages.

Table 11.64: The SPBCGS SUNLinearSolver library, header file, and CMake target

Libraries	libsundials_sunlinsolspbcgs.LIB
Headers	sunlinsol/sunlinsol_spbcgs.h
CMake target	SUNDIALS::sunlinsolspbcgs

11.7.5.13 Scaled, Preconditioned, Flexible, Generalized Minimum Residual (SPFGMR)

To use the *SPFGMR SUNLinearSolver*, include the header file and link to the library given below.

When using SUNDIALS time integration packages or the KINSOL package, the SPFGMR SUNLinearSolver is bundled with the package library and it is not necessary to link to the library below when using those packages.

Table 11.65: The SPFGMR SUNLinearSolver library, header file, and CMake target

Libraries	libsundials_sunlinsolspfgmr.LIB
Headers	sunlinsol/sunlinsol_spfgmr.h
CMake target	SUNDIALS::sunlinsolspfgmr

11.7.5.14 Scaled, Preconditioned, Generalized Minimum Residual (SPGMR)

To use the *SPGMR SUNLinearSolver*, include the header file and link to the library given below.

When using SUNDIALS time integration packages or the KINSOL package, the SPGMR SUNLinearSolver is bundled with the package library and it is not necessary to link to the library below when using those packages.

Table 11.66: The SPGMR SUNLinearSolver library, header file, and CMake target

Libraries	libsundials_sunlinsolspgmr.LIB
Headers	sunlinsol/sunlinsol_spgmr.h
CMake target	SUNDIALS::sunlinsolspgmr

11.7.5.15 Scaled, Preconditioned, Transpose-Free Quasi-Minimum Residual (SPTFQMR)

To use the *SPTFQMR SUNLinearSolver*, include the header file and link to the library given below.

When using SUNDIALS time integration packages or the KINSOL package, the SPTFQMR SUNLinearSolver is bundled with the package library and it is not necessary to link to the library below when using those packages.

Table 11.67: The SPTFQMR SUNLinearSolver library, header file, and CMake target

Libraries	libsundials_sunlinsolsptfqr.LIB
Headers	sunlinsol/sunlinsol_sptfqr.h
CMake target	SUNDIALS::sunlinsolsptfqr

11.7.5.16 SuperLU_DIST

To use the *SuperLU_DIST SUNLinearSolver*, include the header file and link to the library given below.

Table 11.68: The SuperLU_DIST SUNLinearSolver library, header file, and CMake target

Libraries	libsundials_sunlinsolsuperludist.LIB
Headers	sunlinsol/sunlinsol_superludist.h
CMake target	SUNDIALS::sunlinsolsuperludist

11.7.5.17 SuperLU_MT

To use the *SuperLU_MT SUNLinearSolver*, include the header file and link to the library given below.

Table 11.69: The SuperLU_MT SUNLinearSolver library, header file, and CMake target

Libraries	libsundials_sunlinsolsuperlumt.LIB
Headers	sunlinsol/sunlinsol_superlumt.h
CMake target	SUNDIALS::sunlinsolsuperlumt

11.7.6 Nonlinear Solvers

11.7.6.1 Newton

To use the *Newton SUNNonlinearSolver*, include the header file and link to the library given below.

When using SUNDIALS time integration packages, the Newton SUNNonlinearSolver is bundled with the package library and it is not necessary to link to the library below when using those packages.

Table 11.70: The Newton SUNNonlinearSolver library, header file, and CMake target

Libraries	libsundials_sunnonlinsolnewton.LIB
Headers	sunnonlinsol/sunnonlinsol_newton.h
CMake target	SUNDIALS::sunnonlinsolnewton

11.7.6.2 Fixed-point

To use the *fixed-point SUNNonlinearSolver*, include the header file and link to the library given below.

When using SUNDIALS time integration packages, the fixed-point SUNNonlinearSolver is bundled with the package library and it is not necessary to link to the library below when using those packages.

Table 11.71: The Fixed-point SUNNonlinearSolver library, header file, and CMake target

Libraries	libsundials_sunnonlinsolfixedpoint.LIB
Headers	sunnonlinsol/sunnonlinsol_fixedpoint.h
CMake target	SUNDIALS::sunnonlinsolfixedpoint

11.7.6.3 PETSc SNES

To use the *PETSc SNES SUNNonlinearSolver*, include the header file and link to the library given below.

Table 11.72: The PETSc SNES SUNNonlinearSolver library, header file, and CMake target

Libraries	libsundials_sunnonlinsolpetscsnes.LIB
Headers	sunnonlinsol/sunnonlinsol_petscsnes.h
CMake target	SUNDIALS::sunnonlinsolpetscsnes

11.7.7 Memory Helpers

11.7.7.1 System

When using SUNDIALS time integration packages or the KINSOL package, the system SUNMemoryHelper is bundled with the package library and it is not necessary to link to the library below when using those packages.

Table 11.73: SUNDIALS system memory helper header file

Headers	sunmemory/sunmemory_system.h
---------	------------------------------

11.7.7.2 CUDA

To use the *CUDA SUNMemoryHelper*, include the header file given below when using a CUDA-enabled NVector or SUNMatrix.

Table 11.74: SUNDIALS CUDA memory helper header file

Headers	sunmemory/sunmemory_cuda.h
---------	----------------------------

11.7.7.3 HIP

To use the *HIP SUNMemoryHelper*, include the header file given below when using a HIP-enabled NVector or SUNMatrix.

Table 11.75: SUNDIALS HIP memory helper header file

Headers	<code>sunmemory/sunmemory_hip.h</code>
---------	--

11.7.7.4 SYCL

To use the *SYCL SUNMemoryHelper*, include the header file given below when using a SYCL-enabled NVector or SUNMatrix.

Table 11.76: SUNDIALS SYCL memory helper header file

Headers	<code>sunmemory/sunmemory_sycl.h</code>
---------	---

11.7.8 Execution Policies

11.7.8.1 CUDA

When using a CUDA-enabled NVector or SUNMatrix, include the header file below to access the CUDA execution policy C++ classes.

Table 11.77: SUNDIALS CUDA execution policies header file

Headers	<code>sundials/sundials_cuda_policies.hpp</code>
---------	--

11.7.8.2 HIP

When using a HIP-enabled NVector or SUNMatrix, include the header file below to access the HIP execution policy C++ classes.

Table 11.78: SUNDIALS HIP execution policies header file

Headers	<code>sundials/sundials_hip_policies.hpp</code>
---------	---

11.7.8.3 SYCL

When using a SYCL-enabled NVector or SUNMatrix, include the header file below to access the SYCL execution policy C++ classes.

Table 11.79: SUNDIALS SYCL execution policies header file

Headers	<code>sundials/sundials_sycl_policies.hpp</code>
---------	--

11.7.9 Adjoint Sensitivity Checkpointing

11.7.9.1 Fixed ASA Checkpointing

For fixed-interval adjoint checkpointing, include the header file below:

Table 11.80: SUNDIALS fixed adjoint checkpointing header files

Headers	sunadjointcheckpointscheme/sunadjointcheckpointscheme_fixed.h
---------	---

11.7.10 Dominant Eigenvalue Estimation

11.7.10.1 Power Iteration

To use the [Power iteration SUNDomEigEstimator](#), include the header file and link to the library given below.

Table 11.81: The SUNDIALS Power iteration SUNDomEigEstimator library, header file, and CMake target

Libraries	libsundials_sundomeigestpower.LIB
Headers	sundomeigest/sundomeigest_power.h
CMake target	SUNDIALS::sundomeigestpower

11.7.10.2 Arnoldi Iteration

To use the [Arnoldi iteration SUNDomEigEstimator](#), include the header file and link to the library given below.

Table 11.82: The SUNDIALS Arnoldi iteration SUNDomEigEstimator library, header file, and CMake target

Libraries	libsundials_sundomeigestarnoldi.LIB
Headers	sundomeigest/sundomeigest_arnoldi.h
CMake target	SUNDIALS::sundomeigestarnoldi

Chapter 12

CVODES Constants

Below we list all input and output constants used by the main solver and linear solver modules, together with their numerical values and a short description of their meaning.

12.1 CVODES input constants

CVODES main solver module		
CV_ADAMS	1	Adams-Moulton linear multistep method.
CV_BDF	2	BDF linear multistep method.
CV_NORMAL	1	Solver returns at specified output time.
CV_ONE_STEP	2	Solver returns after each successful step.
CV_SIMULTANEOUS	1	Simultaneous corrector forward sensitivity method.
CV_STAGGERED	2	Staggered corrector forward sensitivity method.
CV_STAGGERED1	3	Staggered (variant) corrector forward sensitivity method.
CV_CENTERED	1	Central difference quotient approximation (2^{nd} order) of the sensitivity RHS.
CV_FORWARD	2	Forward difference quotient approximation (1^{st} order) of the sensitivity RHS.
CVODES adjoint solver module		
CV_HERMITE	1	Use Hermite interpolation.
CV_POLYNOMIAL	2	Use variable-degree polynomial interpolation.
Iterative linear solver modules		
SUN_PREC_NONE	0	No preconditioning
SUN_PREC_LEFT	1	Preconditioning on the left only.
SUN_PREC_RIGHT	2	Preconditioning on the right only.
SUN_PREC_BOTH	3	Preconditioning on both the left and the right.
SUN_MODIFIED_GS	1	Use modified Gram-Schmidt procedure.
SUN_CLASSICAL_GS	2	Use classical Gram-Schmidt procedure.

12.2 CVODES output constants

CVODES main solver module		
CV_SUCCESS	0	Successful function return.
CV_TSTOP_RETURN	1	CVode succeeded by reaching the specified stopping point.
CV_ROOT_RETURN	2	CVode succeeded and found one or more roots.
CV_WARNING	99	CVode succeeded but an unusual situation occurred.
CV_TOO_MUCH_WORK	-1	The solver took <code>mxstep</code> internal steps but could not reach tout.
CV_TOO_MUCH_ACC	-2	The solver could not satisfy the accuracy demanded by the user for some internal step.
CV_ERR_FAILURE	-3	Error test failures occurred too many times during one internal time step or minimum step size was reached.
CV_CONV_FAILURE	-4	Convergence test failures occurred too many times during one internal time step or minimum step size was reached.
CV_LINIT_FAIL	-5	The linear solver's initialization function failed.
CV_LSETUP_FAIL	-6	The linear solver's setup function failed in an unrecoverable manner.
CV_LSOLVE_FAIL	-7	The linear solver's solve function failed in an unrecoverable manner.
CV_RHSFUNC_FAIL	-8	The right-hand side function failed in an unrecoverable manner.
CV_FIRST_RHSFUNC_ERR	-9	The right-hand side function failed at the first call.
CV_REPTD_RHSFUNC_ERR	-10	The right-hand side function had repeated recoverable errors.
CV_UNREC_RHSFUNC_ERR	-11	The right-hand side function had a recoverable error, but no recovery is possible.
CV_RTFUNC_FAIL	-12	The rootfinding function failed in an unrecoverable manner.
CV_NLS_INIT_FAIL	-13	The nonlinear solver's init routine failed.
CV_NLS_SETUP_FAIL	-14	The nonlinear solver's setup routine failed.
CV_CONSTR_FAIL	-15	The inequality constraints were violated and the solver was unable to recover.
CV_MEM_FAIL	-20	A memory allocation failed.
CV_MEM_NULL	-21	The <code>cnode_mem</code> argument was NULL.
CV_ILL_INPUT	-22	One of the function inputs is illegal.
CV_NO_MALLOC	-23	The CVODE memory block was not allocated by a call to <code>CVodeMalloc</code> .
CV_BAD_K	-24	The derivative order k is larger than the order used.
CV_BAD_T	-25	The time t is outside the last step taken.
CV_BAD_DKY	-26	The output derivative vector is NULL.
CV_TOO_CLOSE	-27	The output and initial times are too close to each other.
CV_NO_QUAD	-30	Quadrature integration was not activated.
CV_QRHSFUNC_FAIL	-31	The quadrature right-hand side function failed in an unrecoverable manner.
CV_FIRST_QRHSFUNC_ERR	-32	The quadrature right-hand side function failed at the first call.
CV_REPTD_QRHSFUNC_ERR	-33	The quadrature right-hand side function had repeated recoverable errors.
CV_UNREC_QRHSFUNC_ERR	-34	The quadrature right-hand side function had a recoverable error, but no recovery is possible.
CV_NO_SENS	-40	Forward sensitivity integration was not activated.
CV_SRHSFUNC_FAIL	-41	The sensitivity right-hand side function failed in an unrecoverable manner.
CV_FIRST_SRHSFUNC_ERR	-42	The sensitivity right-hand side function failed at the first call.

continues on next page

Table 12.1 – continued from previous page

CVODES main solver module		
CV_REPTD_SRHSFUNC_ERR	-43	The sensitivity ight-hand side function had repeated recoverable errors.
CV_UNREC_SRHSFUNC_ERR	-44	The sensitivity right-hand side function had a recoverable error, but no recovery is possible.
CV_BAD_IS	-45	The sensitivity index is larger than the number of sensitivities computed.
CV_NO_QUADSENS	-50	Forward sensitivity integration was not activated.
CV_QSRHSFUNC_FAIL	-51	The sensitivity right-hand side function failed in an unrecoverable manner.
CV_FIRST_QSRHSFUNC_ERR	-52	The sensitivity right-hand side function failed at the first call.
CV_REPTD_QSRHSFUNC_ERR	-53	The sensitivity ight-hand side function had repeated recoverable errors.
CV_UNREC_QSRHSFUNC_ERR	-54	The sensitivity right-hand side function had a recoverable error, but no recovery is possible.
CV_CONTEXT_ERR	-55	The SUNContext object is NULL
CV_PROJ_MEM_NULL	-56	The projection memory was NULL.
CV_PROJFUNC_FAIL	-57	The projection function failed in an unrecoverable manner.
CV_REPTD_PROJFUNC_ERR	-58	The projection function had repeated recoverable errors.
CVODES adjoint solver module		
CV_NO_ADJ	-101	Adjoint module was not initialized.
CV_NO_FWD	-102	The forward integration was not yet performed.
CV_NO_BCK	-103	No backward problem was specified.
CV_BAD_TB0	-104	The final time for the adjoint problem is outside the interval over which the forward problem was solved.
CV_REIFWD_FAIL	-105	Reinitialization of the forward problem failed at the first check-point.
CV_FWD_FAIL	-106	An error occurred during the integration of the forward problem.
CV_GETY_BADT	-107	Wrong time in interpolation function.
CVLS linear solver interface		
CVLS_SUCCESS	0	Successful function return.
CVLS_MEM_NULL	-1	The <code>ccode_mem</code> argument was NULL.
CVLS_LMEM_NULL	-2	The CVLS linear solver has not been initialized.
CVLS_ILL_INPUT	-3	The CVLS solver is not compatible with the current <code>N_Vector</code> module, or an input value was illegal.
CVLS_MEM_FAIL	-4	A memory allocation request failed.
CVLS_PMEM_NULL	-5	The preconditioner module has not been initialized.
CVLS_JACFUNC_UNRECVR	-6	The Jacobian function failed in an unrecoverable manner.
CVLS_JACFUNC_RECVR	-7	The Jacobian function had a recoverable error.
CVLS_SUNMAT_FAIL	-8	An error occurred with the current <code>SUNMatrix</code> module.
CVLS_SUNLS_FAIL	-9	An error occurred with the current <code>SUNLinearSolver</code> module.
CVLS_NO_ADJ	-101	The combined forward-backward problem has not been initialized.
CVLS_LMEMB_NULL	-102	The linear solver was not initialized for the backward phase.
CVDIAG linear solver module		
CVDIAG_SUCCESS	0	Successful function return.

continues on next page

Table 12.1 – continued from previous page

CVODES main solver module		
CVDIAG_MEM_NULL	-1	The <code>cvode_mem</code> argument was NULL.
CVDIAG_LMEM_NULL	-2	The CVDIAG linear solver has not been initialized.
CVDIAG_ILL_INPUT	-3	The CVDIAG solver is not compatible with the current <code>N_Vector</code> module.
CVDIAG_MEM_FAIL	-4	A memory allocation request failed.
CVDIAG_INV_FAIL	-5	A diagonal element of the Jacobian was 0.
CVDIAG_RHSFUNC_UNRECVR	-6	The right-hand side function failed in an unrecoverable manner.
CVDIAG_RHSFUNC_RECVR	-7	The right-hand side function had a recoverable error.
CVDIAG_NO_ADJ	-101	The combined forward-backward problem has not been initialized.

Chapter 13

Fortran

SUNDIALS provides modern, Fortran 2003 based, interfaces as Fortran modules to most of the C API (see [Table 13.1](#)).

Note

Fortran users should first read the *General User Guide*. The Fortran interfaces closely follow the C/C++ usage of SUNDIALS, so the Fortran User Guide primarily covers differences.

13.1 Introduction

An interface module can be accessed with the `use` statement, e.g.

```
use fsundials_core_mod      ! this is needed to access core SUNDIALS types, utilities, and data structures
use fcvode_mod              ! this is needed to access CVODE functions and types
use fnvector_openmp_mod     ! this is needed to access the OpenMP implementation of the N_Vector class
```

and by linking to the Fortran 2003 library in addition to the C library, e.g. `libsundials_fcore_mod.<so|a>`, `libsundials_core.<so|a>`, `libsundials_fnvecopenmp_mod.<so|a>`, `libsundials_nvecopenmp.<so|a>`, `libsundials_fcvode_mod.<so|a>` and `libsundials_cvode.<so|a>`. The `use` statements mirror the `#include` statements needed when using the C API.

The Fortran 2003 interfaces leverage the `iso_c_binding` module and the `bind(C)` attribute to closely follow the SUNDIALS C API (modulo language differences). The SUNDIALS classes, e.g. `N_Vector`, are interfaced as Fortran derived types, and function signatures are matched but with an `F` prepending the name, e.g. `FN_VConst` instead of `N_VConst()` or `FCvodeCreate` instead of `CvodeCreate`. Constants are named exactly as they are in the C API. Accordingly, using SUNDIALS via the Fortran 2003 interfaces looks just like using it in C. Some caveats stemming from the language differences are discussed in [§13.3](#). A discussion on the topic of equivalent data types in C and Fortran 2003 is presented in [§13.2](#).

Further information on the Fortran 2003 interfaces specific to the `N_Vector`, `SUNMatrix`, `SUNLinearSolver`, and `SUNNonlinearSolver` classes is given alongside the C documentation. For details on where the Fortran 2003 module (`.mod`) files and libraries are installed see [§11](#).

The Fortran 2003 interface modules were generated with SWIG Fortran [\[45\]](#), a fork of SWIG. Users who are interested in the SWIG code used in the generation process should contact the SUNDIALS development team.

Table 13.1: List of SUNDIALS Fortran 2003 interface modules

Class/Module	Fortran 2003 Module Name
SUNDIALS core	fsundials_core_mod
ARKODE	farkode_mod
ARKODE::ARKSTEP	farkode_arkstep_mod
ARKODE::ERKSTEP	farkode_erkstep_mod
ARKODE::MRISTEP	farkode_mrimestep_mod
ARKODE::SPRKSTEP	farkode_sprkstep_mod
ARKODE::LSRKSTEP	farkode_lsrkstep_mod
ARKODE::SPLITTINGSTEP	farkode_splittingstep_mod
ARKODE::FORCINGSTEP	farkode_forcingstep_mod
CVODE	fcvode_mod
CVODES	fcvodes_mod
IDA	fida_mod
IDAS	fidas_mod
KINSOL	fkinsol_mod
NVECTOR_CUDA	Not interfaced
NVECTOR_MANVECTOR	fnvector_manyvector_mod
NVECTOR_MPIMANVECTOR	fnvector_mpimanyvector_mod
NVECTOR_MPIPLUSX	fnvector_mpiplusx_mod
NVECTOR_OPENMP	fnvector_openmp_mod
NVECTOR_PARALLEL	fnvector_parallel_mod
NVECTOR_PARHYP	Not interfaced
NVECTOR_PETSC	Not interfaced
NVECTOR_PTHREADS	fnvector_pthreads_mod
NVECTOR_RAJA	Not interfaced
NVECTOR_SERIAL	fnvector_serial_mod
NVECTOR_SYCL	Not interfaced
SUNADAPTCONTROLLER_IMEXGUS	fsunadaptcontroller_imexgus_mod
SUNADAPTCONTROLLER_SODERLIND	fsunadaptcontroller_soderlind_mod
SUNADAPTCONTROLLER_MRIHTOL	fsunadaptcontroller_mrihtol_mod
SUNADJOINTCHECKPOINTSHEME_FIXED	fsunadjointcheckpointscheme_fixed_mod
SUNDOMEIGEST_ARNOLDI	fsundomeigest_arnoldi_mod
SUNDOMEIGEST_POWER	fsundomeigest_power_mod
SUNLINSOL_BAND	fsunlinsol_band_mod
SUNLINSOL_DENSE	fsunlinsol_dense_mod
SUNLINSOL_KLU	fsunlinsol_klu_mod
SUNLINSOL_LAPACKBAND	Not interfaced
SUNLINSOL_LAPACKDENSE	Not interfaced
SUNLINSOL_MAGMADENSE	Not interfaced
SUNLINSOL_ONEMKLDENSE	Not interfaced
SUNLINSOL_PCG	fsunlinsol_pcg_mod
SUNLINSOL_SLUDIST	Not interfaced
SUNLINSOL_SLUMT	Not interfaced
SUNLINSOL_SPBCGS	fsunlinsol_spbcgs_mod
SUNLINSOL_SPGMR	fsunlinsol_spgmr_mod
SUNLINSOL_SPTFQMR	fsunlinsol_sptfqmr_mod
SUNMATRIX_BAND	fsunmatrix_band_mod
SUNMATRIX_DENSE	fsunmatrix_dense_mod
SUNMATRIX_MAGMADENSE	Not interfaced

continues on next page

Table 13.1 – continued from previous page

Class/Module	Fortran 2003 Module Name
SUNMATRIX_ONEMKLDENSE	Not interfaced
SUNMATRIX_SPARSE	fsunmatrix_sparse_mod
SUNNONLINSOL_FIXEDPOINT	fsunnonlinsol_fixedpoint_mod
SUNNONLINSOL_NEWTON	fsunnonlinsol_newton_mod
SUNNONLINSOL_PETSCSNES	Not interfaced

13.1.1 Installation

The installation procedure for the Fortran interfaces is the same as for the C/C++ core of SUNDIALS, refer to §11. The CMake option to turn on the Fortran interfaces in a SUNDIALS build is `SUNDIALS_ENABLE_FORTRAN`. The Spack variant is `+fortran`.

13.1.2 Important notes on portability

The SUNDIALS Fortran 2003 interface *should* be compatible with any compiler supporting the Fortran 2003 ISO standard.

Upon compilation of SUNDIALS, Fortran module (.mod) files are generated for each Fortran 2003 interface. These files are highly compiler specific, and thus it is almost always necessary to compile a consuming application with the same compiler that was used to generate the modules.

13.2 Data Types

Generally, the Fortran 2003 type that is equivalent to the C type is what one would expect. Primitive types map to the `iso_c_binding` type equivalent. SUNDIALS classes map to a Fortran derived type. However, the handling of pointer types is not always clear as they can depend on the parameter direction. Table 13.2 presents a summary of the type equivalencies with the parameter direction in mind.

Warning

Currently, the Fortran 2003 interfaces are only compatible with SUNDIALS builds where the `sunrealtype` is double-precision.

Changed in version 7.1.0: The Fortran interfaces can now be built with 32-bit `sunindextype` in addition to 64-bit `sunindextype`.

Table 13.2: C/Fortran-2003 Equivalent Types. T represents any type.

C Type	Parameter Direction	Fortran 2003 type
SUNComm	in, inout, out, return	integer(c_int)
SUNErrCode	in, inout, out, return	integer(c_int)
double	in, inout, out, return	real(c_double)
int	in, inout, out, return	integer(c_int)
long	in, inout, out, return	integer(c_long)
sunbooleantype	in, inout, out, return	integer(c_int)
sunrealtype	in, inout, out, return	real(c_double)

continues on next page

Table 13.2 – continued from previous page

C Type	Parameter Direction	Fortran 2003 type
sunindextype	in, inout, out, return	integer(c_long)
double*	in, inout, out	real(c_double), dimension(*)
double*	return	real(c_double), pointer, dimension(:)
int*	in, inout, out	real(c_int), dimension(*)
int*	return	real(c_int), pointer, dimension(:)
long*	in, inout, out	real(c_long), dimension(*)
long*	return	real(c_long), pointer, dimension(:)
sunrealtype*	in, inout, out	real(c_double), dimension(*)
sunrealtype*	return	real(c_double), pointer, dimension(:)
sunindextype*	in, inout, out	real(c_long), dimension(*)
sunindextype*	return	real(c_long), pointer, dimension(:)
sunrealtype[]	in, inout, out	real(c_double), dimension(*)
sunindextype[]	in, inout, out	integer(c_long), dimension(*)
SUNAdaptController	in, inout, out	type(SUNAdaptController)
SUNAdaptController	return	type(SUNAdaptController), pointer
SUNAdjointCheckpointScheme	in, inout, out, return	type(c_ptr)
SUNAdjointStepper	in, inout, out, return	type(c_ptr)
SUNDomEigEstimator	in, inout, out	type(SUNDomEigEstimator)
SUNDomEigEstimator	return	type(SUNDomEigEstimator), pointer
SUNMatrix	in, inout, out	type(SUNMatrix)
SUNMatrix	return	type(SUNMatrix), pointer
SUNLinearSolver	in, inout, out	type(SUNLinearSolver)
SUNLinearSolver	return	type(SUNLinearSolver), pointer
SUNNonlinearSolver	in, inout, out	type(SUNNonlinearSolver)
SUNNonlinearSolver	return	type(SUNNonlinearSolver), pointer
N_Vector	in, inout, out	type(N_Vector)
N_Vector	return	type(N_Vector), pointer
FILE*	in, inout, out, return	type(c_ptr)
void*	in, inout, out, return	type(c_ptr)
T**	in, inout, out, return	type(c_ptr)
T***	in, inout, out, return	type(c_ptr)
T****	in, inout, out, return	type(c_ptr)

13.3 Notable Fortran/C usage differences

While the Fortran 2003 interface to SUNDIALS closely follows the C API, some differences are inevitable due to the differences between Fortran and C. In this section, we note the most critical differences. Additionally, §13.2 discusses equivalencies of data types in the two languages.

13.3.1 Creating generic SUNDIALS objects

In the C API a SUNDIALS class, such as an *N_Vector*, is actually a pointer to an underlying C struct. However, in the Fortran 2003 interface, the derived type is bound to the C struct, not the pointer to the struct. For example, `type(N_Vector)` is bound to the C struct `_generic_N_Vector` not the `N_Vector` type. The consequence of this is that creating and declaring SUNDIALS objects in Fortran is nuanced. This is illustrated in the code snippets below:

C code:

```
N_Vector x;
x = N_VNew_Serial(N, sunctx);
```

Fortran code:

```
type(N_Vector), pointer :: x
x => FN_VNew_Serial(N, sunctx)
```

Note that in the Fortran declaration, the vector is a `type(N_Vector)`, `pointer`, and that the pointer assignment operator is then used.

13.3.2 Arrays and pointers

Unlike in the C API, in the Fortran 2003 interface, arrays and pointers are treated differently when they are return values versus arguments to a function. Additionally, pointers which are meant to be out parameters, not arrays, in the C API must still be declared as a rank-1 array in Fortran. The reason for this is partially due to the Fortran 2003 standard for C bindings, and partially due to the tool used to generate the interfaces. Regardless, the code snippets below illustrate the differences.

C code:

```
N_Vector x;
sunrealtype* xdata;
long int leniw, lenrw;

/* create a new serial vector */
x = N_VNew_Serial(N, sunctx);

/* capturing a returned array/pointer */
xdata = N_VGetArrayPointer(x)

/* passing array/pointer to a function */
N_VSetArrayPointer(xdata, x)

/* pointers that are out-parameters */
N_VSpace(x, &leniw, &lenrw);
```

Fortran code:

```
type(N_Vector), pointer :: x
real(c_double), pointer :: xdataptr(:)
real(c_double)          :: xdata(N)
integer(c_long)         :: leniw(1), lenrw(1)

! create a new serial vector
x => FN_VNew_Serial(x, sunctx)

! capturing a returned array/pointer
xdataptr => FN_VGetArrayPointer(x)

! passing array/pointer to a function
call FN_VSetArrayPointer(xdata, x)
```

(continues on next page)

(continued from previous page)

```
! pointers that are out-parameters
call FN_VSpace(x, leniw, lenrw)
```

13.3.3 Passing procedure pointers and user data

Since functions/subroutines passed to SUNDIALS will be called from within C code, the Fortran procedure must have the attribute `bind(C)`. Additionally, when providing them as arguments to a Fortran 2003 interface routine, it is required to convert a procedure's Fortran address to C with the Fortran intrinsic `c_funloc`.

Typically when passing user data to a SUNDIALS function, a user may simply cast some custom data structure as a `void*`. When using the Fortran 2003 interfaces, the same thing can be achieved. Note, the custom data structure *does not* have to be `bind(C)` since it is never accessed on the C side.

C code:

```
MyUserData *udata;
void *ccode_mem;

ierr = CCodeSetUserData(ccode_mem, udata);
```

Fortran code:

```
type(MyUserData), target :: udata
type(c_ptr)              :: ccode_mem

ierr = FCCodeSetUserData(ccode_mem, c_loc(udata))
```

On the other hand, Fortran users may instead choose to store problem-specific data, e.g. problem parameters, within modules, and thus do not need the SUNDIALS-provided `user_data` pointers to pass such data back to user-supplied functions. These users should supply the `c_null_ptr` input for `user_data` arguments to the relevant SUNDIALS functions.

13.3.4 Passing NULL to optional parameters

In the SUNDIALS C API some functions have optional parameters that a caller can pass as `NULL`. If the optional parameter is of a type that is equivalent to a Fortran `type(c_ptr)` (see §13.2), then a Fortran user can pass the intrinsic `c_null_ptr`. However, if the optional parameter is of a type that is not equivalent to `type(c_ptr)`, then a caller must provide a Fortran pointer that is dissociated. This is demonstrated in the code example below.

C code:

```
SUNLinearSolver LS;
N_Vector x, b;

/* SUNLinSolSolve expects a SUNMatrix or NULL as the second parameter. */
ierr = SUNLinSolSolve(LS, NULL, x, b);
```

Fortran code:

```
type(SUNLinearSolver), pointer :: LS
type(SUNMatrix), pointer      :: A
type(N_Vector), pointer       :: x, b
```

(continues on next page)

(continued from previous page)

```

! Disassociate A
A => null()

! SUNLinSolSolve expects a type(SUNMatrix), pointer as the second parameter.
! Therefore, we cannot pass a c_null_ptr, rather we pass a disassociated A.
ierr = FSUNLinSolSolve(LS, A, x, b)

```

13.3.5 Working with N_Vector arrays

Arrays of *N_Vector* objects are interfaced to Fortran 2003 as an opaque type (*c_ptr*). As such, it is not possible to directly index an array of *N_Vector* objects returned by the *N_Vector* “VectorArray” operations, or packages with sensitivity capabilities (CVODES and IDAS). Instead, SUNDIALS provides a utility function *FN_VGetVecAtIndexVectorArray* wrapping *N_VGetVecAtIndexVectorArray()*. The example below demonstrates accessing a vector in a vector array.

C code:

```

N_Vector x;
N_Vector* vecs;

/* Create an array of N_Vectors */
vecs = N_VCloneVectorArray(count, x);

/* Fill each array with ones */
for (int i = 0; i < count; ++i)
    N_VConst(vecs[i], 1.0);

```

Fortran code:

```

type(N_Vector), pointer :: x, xi
type(c_ptr)             :: vecs

! Create an array of N_Vectors
vecs = FN_VCloneVectorArray(count, x)

! Fill each array with ones
do index = 0, count-1
    xi => FN_VGetVecAtIndexVectorArray(vecs, index)
    call FN_VConst(xi, 1.d0)
enddo

```

SUNDIALS also provides the functions *N_VSetVecAtIndexVectorArray()* and *N_VNewVectorArray()* for working with *N_Vector* arrays, that have corresponding Fortran interfaces *FN_VSetVecAtIndexVectorArray* and *FN_VNewVectorArray*, respectively. These functions are particularly useful for users of the Fortran interface to the *NVECTOR_MANYVECTOR* or *NVECTOR_MPIMANYVECTOR* when creating the subvector array. Both of these functions along with *N_VGetVecAtIndexVectorArray()* (wrapped as *FN_VGetVecAtIndexVectorArray*) are further described in §6.1.1.

13.3.6 Providing file pointers

There are a few functions in the SUNDIALS C API which take a `FILE*` argument. Since there is no portable way to convert between a Fortran file descriptor and a C file pointer, SUNDIALS provides two utility functions for creating a `FILE*` and destroying it. These functions are defined in the module `fsundials_core_mod`.

SUNErrCode **SUNDIALSFileOpen**(const char *filename, const char *mode, FILE **fp)

Deprecated since version 7.6.0: See [SUNFileOpen\(\)](#).

SUNErrCode **SUNFileOpen**(const char *filename, const char *mode, FILE **fp)

The function allocates a `FILE*` by calling the C function `fopen` with the provided filename and I/O mode.

Parameters

- **filename** – the path to the file, that should have Fortran type `character(kind=C_CHAR, len=*)`. There are two special filenames: `stdout` and `stderr` – these two filenames will result in output going to the standard output file and standard error file, respectively.
- **mode** – the I/O mode to use for the file. This should have the Fortran type `character(kind=C_CHAR, len=*)`. The string begins with one of the following characters:
 - `r` to open a text file for reading
 - `r+` to open a text file for reading/writing
 - `w` to truncate a text file to zero length or create it for writing
 - `w+` to open a text file for reading/writing or create it if it does not exist
 - `a` to open a text file for appending, see documentation of `fopen` for your system/compiler
 - `a+` to open a text file for reading/appending, see documentation for `fopen` for your system/compiler
- **fp** – The `FILE*` that will be open when the function returns. This should be a *type(c_ptr)* in the Fortran.

Returns

A *SUNErrCode*

Usage example:

```
type(c_ptr) :: fp

! Open up the file output.log for writing
ierr = FSUNFileOpen("output.log", "w+", fp)

! The C function ARKStepPrintMem takes void* arkode_mem and FILE* fp as arguments
call FARKStepPrintMem(arkode_mem, fp)

! Close the file
ierr = FSUNDIALSFileClose(fp)
```

Added in version 7.6.0: Replaces `SUNDIALSFileOpen`

SUNErrCode **SUNDIALSFileClose**(FILE **fp)

Deprecated since version 7.6.0: See [SUNFileClose\(\)](#)

SUNErrCode **SUNFileClose**(FILE **fp)

The function deallocates a C `FILE*` by calling the C function `fclose` with the provided pointer.

Parameters

- **fp** – the C FILE* that was previously obtained from fopen. This should have the Fortran type type(c_ptr). Note that if either stdout or stderr were opened using [SUN-FileOpen\(\)](#)

ReturnsA [SUNErrCode](#)

Added in version 7.6.0: Replaces SUNDIALSFileClose

13.4 Common Issues

In this subsection, we list some common issues users run into when using the Fortran interfaces.

Strange Segmentation Fault in User-Supplied Functions

One common issue we have seen trip up users (and even ourselves) has the symptom of segmentation fault in a user-supplied function (such as the RHS) when trying to use one of the callback arguments. For example, in the following RHS function, we will get a segfault on line 21:

```

1  integer(c_int) function ff(t, yvec, ydotvec, user_data) &
2      result(ierr) bind(C)
3
4      use, intrinsic :: iso_c_binding
5      use fsundials_nvector_mod
6      implicit none
7
8      real(c_double) :: t ! <===== Missing value attribute
9      type(N_Vector) :: yvec
10     type(N_Vector) :: ydotvec
11     type(c_ptr)    :: user_data
12
13     real(c_double) :: e
14     real(c_double) :: u, v
15     real(c_double) :: tmp1, tmp2
16     real(c_double), pointer :: yarr(:)
17     real(c_double), pointer :: ydotarr(:)
18
19     ! get N_Vector data arrays
20     yarr => FN_VGetArrayPointer(yvec)
21     ydotarr => FN_VGetArrayPointer(ydotvec) ! <===== SEGFAULTS HERE
22
23     ! extract variables
24     u = yarr(1)
25     v = yarr(2)
26
27     ! fill in the RHS function:
28     ! [0  0]*[(-1+u^2-r(t))/(2*u)] + [          0          ]
29     ! [e -1] [(-2+v^2-s(t))/(2*v)]   [sdot(t)/(2*vtrue(t))]]
30     tmp1 = (-ONE+u*u-r(t))/(TWO*u)
31     tmp2 = (-TWO+v*v-s(t))/(TWO*v)
32     ydotarr(1) = ZERO
33     ydotarr(2) = e*tmp1 - tmp2 + sdot(t)/(TWO*vtrue(t))
34
35     ! return success

```

(continues on next page)

(continued from previous page)

```
36     ierr = 0
37     return
38
39 end function
```

The subtle bug in the code causing the segfault is on line 8. It should read `real(c_double), value :: t` instead of `real(c_double) :: t` (notice the `value` attribute). Fundamental types that are passed by value in C need the `value` attribute.

Chapter 14

Python

Warning

sundials4py is in beta and is subject to breaking changes. We welcome feedback on this new feature of SUNDIALS. Please report issues via the [SUNDIALS GitHub repository](#).

sundials4py provides official (supported by the SUNDIALS team) Python bindings to much of the SUNDIALS library, allowing you to use SUNDIALS directly from Python.

The bindings are built using [nanobind](#) and [litgen](#) and are designed to be easy to use from Python in conjunction with ubiquitous libraries in the Python scientific computing and machine learning ecosystems. To that end, sundials4py supports:

- Python’s automatic memory management
- Python definitions of user-supplied callback functions
- Zero-copy exchange of arrays (CPU and Device) through DLPack protocol and numpy’s ndarray

Note

sundials4py requires Python 3.12+

The Python User Guide focuses on specific aspects of using SUNDIALS from Python and assumes the user is familiar with SUNDIALS. New SUNDIALS users should first read the [General User Guide](#) to understand the features and usage of SUNDIALS packages.

14.1 Using sundials4py

At a high level, using SUNDIALS from Python via sundials4py looks a lot like using SUNDIALS from C or C++. Below we overview using sundials4py and discuss the few notable differences.

14.1.1 Installation

You can install sundials4py directly from [PyPI](#) using pip:

```
pip install sundials4py
```

You can also install sundials4py from git:

```
pip install git+https://github.com/LLNL/sundials.git
```

The default build of sundials4py that is distributed as a binary wheel uses double precision real types and 64-bit indices. To install SUNDIALS with different precisions and index sizes, you can build from source wheels instead of using the pre-built binary wheels. When building from source wheels instead of binary wheels, you can customize the SUNDIALS precision (real type) and index type at build time by passing the CMake arguments in an environment variable when running pip. For example:

```
export CMAKE_ARGS="-DSUNDIALS_PRECISION=SINGLE -DSUNDIALS_INDEX_SIZE=64"
pip install sundials4py --no-binary=sundials4py
```

Other SUNDIALS options can also be accessed in this way. Review §11.3 for more information on the available options.

14.1.2 Modules

After installation, you can import the sundials4py module with

```
import sundials4py
```

which includes the following submodules (which may also be individually imported) for accessing specific SUNDIALS features:

- `sundials4py.core` contains all the shared SUNDIALS classes and functions as well as many of the native SUNDIALS class implementations:
 - `NVector`: serial and many-vector
 - `SUNMatix`: band, dense, and sparse
 - `SUNLinearSover`: band, dense, PCG, SPBCGS, SPFGMR, SPGMR, and SPTFQMR
 - `SUNNonlinearSolver`: fixed-point and Newton
 - `SUNAdaptController`: Soderlind, ImEx-Gus, and MRI H-Tol
 - `SUNDomEigEstimator`: Power
 - `SUNAdjointCheckPointScheme`: Fixed
- `sundials4py.arkode` contains all of the ARKODE specific classes and functions
- `sundials4py.cvodes` contains all of the CVODES specific classes and functions
- `sundials4py.idas` contains all of the IDAS specific classes and functions
- `sundials4py.kinsol` contains all of the KINSOL specific classes and functions

CVODE and IDA do not have modules because CVODES and IDAS provide all of the same capabilities plus continuous forward and adjoint sensitivity analysis.

Note

Not all SUNDIALS features are supported by the Python interfaces. In particular, third-party libraries are not yet supported.

14.1.3 Example Usage

We now consider a simple CVODE example to illustrate using sundials4py and highlight some of the differences to using SUNDIALS from C/C++. The items highlighted below similarly apply to using other SUNDIALS packages. For more information on usage differences, continue to the [next section](#). Additional examples can be found in the [examples/python](#) directory of the [SUNDIALS GitHub repository](#).

This example demonstrates how to use CVODES to solve the Lotka-Volterra equations, a model of predator-prey dynamics in ecology, given by

$$\begin{aligned}u' &= p_0 u - p_1 uv \\v' &= -p_2 v + p_3 uv\end{aligned}$$

where u is the prey population, v is the predator population, p_0 is prey birth rate, p_1 is the predation rate, p_2 is the predator death rate, and p_3 is predator growth rate from predation. We use the parameters $p = [1.5, 1.0, 3.0, 1.0]$, initial condition $y(0) = [1.0, 1.0]$, and integration interval $t \in [0, 10]$.

```

1  import numpy as np
2  import sys
3  import matplotlib.pyplot as plt
4  from sundials4py.core import * # Always import the core submodule
5  from sundials4py.cvodes import * # Import the desired SUNDIALS package
6
7
8  class LotkaVolterraODE:
9      """
10     Encapsulates the Lotka-Volterra ODE problem.
11
12     This class defines the ODE system and provides the functions that CVODE needs to
13     evolve it in time: the right-hand side (RHS) function and the Jacobian.
14     """
15
16     def __init__(self, p):
17         """
18         Initialize with model parameters.
19
20         Args:
21             p: list or array of 4 parameters [p_0, p_1, p_2, p_3]
22         """
23         self.p = np.array(p, dtype=sunrealtype)
24         self.NEQ = 2 # Number of equations in the system
25
26     def set_init_cond(self, yvec):
27         """
28         Set the initial conditions in the solution vector.
29
30         Args:

```

(continues on next page)

(continued from previous page)

```

31         yvec: N_Vector to store initial values
32
33     Returns:
34         0 on success
35     """
36     y = N_VGetArrayPointer(yvec) # Returns a numpy ndarray view of the data
37     y[0] = 1.0 # Initial prey population
38     y[1] = 1.0 # Initial predator population
39     return 0
40
41 def rhs(self, t, yvec, ydotvec, _):
42     """
43     Right-hand side function: computes  $dy/dt = f(t, y)$ .
44
45     Args:
46         t: current time (not used in this autonomous system)
47         yvec: N_Vector with the current solution values  $y = [u, v]$ 
48         ydotvec: N_Vector output vector for time derivatives  $f = [du/dt, dv/dt]$ 
49         _: user data pointer MUST NOT be used in Python
50
51     Returns:
52         0 on success
53         positive value for a recoverable error (integrator will retry the step)
54         negative value for an unrecoverable error (integration will halt)
55     """
56     p = self.p
57     y = N_VGetArrayPointer(yvec) # Returns a numpy ndarray view of the data
58     ydot = N_VGetArrayPointer(ydotvec)
59
60     # Compute the derivatives
61     ydot[0] = p[0] * y[0] - p[1] * y[0] * y[1] # du/dt: prey dynamics
62     ydot[1] = -p[2] * y[1] + p[3] * y[0] * y[1] # dv/dt: predator dynamics
63     return 0
64
65 def jac(self, t, yvec, fyvec, J, _, tmp1, tmp2, tmp3):
66     """
67     Jacobian function: computes  $J = df/dy$ .
68
69     Args:
70         t: current time
71         yvec: N_Vector with the current solution values
72         fyvec: N_Vector with the current RHS values (not used here)
73         J: SUNmatrix to store the output Jacobian matrix
74         _: user data pointer MUST NOT be used in Python
75         tmp1, tmp2, tmp3: temporary workspace N_Vectors (not used here)
76
77     Returns:
78         0 on success
79         positive value for a recoverable error (integrator will retry the step)
80         negative value for an unrecoverable error (integration will halt)
81     """
82     p = self.p

```

(continues on next page)

(continued from previous page)

```

83     y = N_VGetArrayPointer(yvec) # Returns a numpy ndarray view of the data
84     Jdata = SUNDenseMatrix_Data(J) # Returns a numpy ndarray view of the data
85
86     # Compute partial derivatives
87     # J[0,0] = d(du/dt)/du, J[0,1] = d(du/dt)/dv
88     Jdata[0, 0] = p[0] - p[1] * y[1]
89     Jdata[0, 1] = -p[1] * y[0]
90
91     # J[1,0] = d(dv/dt)/du, J[1,1] = d(dv/dt)/dv
92     Jdata[1, 0] = p[3] * y[1]
93     Jdata[1, 1] = -p[2] + p[3] * y[0]
94     return 0
95
96
97 def main():
98     """
99     Main function demonstrating the SUNDIALS/CVODE workflow.
100
101     A typical workflow for solving an ODE with CVODE is:
102     1. Create the SUNDIALS context
103     2. Create the solution vector and set initial conditions
104     3. Create and initialize CVODE
105     4. Configure CVODE (set tolerances, linear solver, Jacobian, etc.)
106     5. Advance the solution in time
107     6. Retrieve CVODE statistics
108     7. Destroy objects and free memory (handled automatically in Python)
109     """
110
111     # -----
112     # Step 1: Create the SUNDIALS context
113     # -----
114
115     # The context provides support for features such as error handling, logging, and
116     # profiling and is required to construct all SUNDIALS objects. SUN_COMM_NULL is used
117     # for serial (non-parallel) problems.
118
119     # In C, sunctx is an output parameter (return-by-pointer):
120     # SUNContext_Create(SUN_COMM_NULL, &sunctx). In Python, it is returned in a tuple
121     # where the first entry is the function return value and the second is the context.
122     status, sunctx = SUNContext_Create(SUN_COMM_NULL)
123     assert status == SUN_SUCCESS
124
125     # -----
126     # Step 2: Set up the ODE problem
127     # -----
128
129     # Create the ODE problem with parameters p = [1.5, 1.0, 3.0, 1.0]
130     params = [1.5, 1.0, 3.0, 1.0]
131     ode = LotkaVolterraODE(params)
132
133     # Create a serial N_Vector to hold the solution
134     y = N_VNew_Serial(ode.NEQ, sunctx)

```

(continues on next page)

(continued from previous page)

```

135  assert y is not None
136
137  # Set initial conditions: y(0) = [1.0, 1.0]
138  ode.set_init_cond(y)
139
140  # -----
141  # Step 3: Create and initialize CVODE
142  # -----
143
144  # Create a CVODE instance using Backward Differentiation Formulas (BDF)
145  ccode = CCodeCreate(CV_BDF, sunctx)
146  assert ccode is not None
147
148  # Initialize CVODE with the RHS function, initial time (t0=0.0), and initial state
149  status = CCodeInit(ccode.get(), ode.rhs, 0.0, y) # access CVODE memory with .get()
150  assert status == CV_SUCCESS
151
152  # -----
153  # Step 4: Set CVODE options (tolerances, linear solver, etc.)
154  # -----
155
156  # CVODE will adapt the step size and method order so the estimated local error meets
157  # the user defined tolerances.
158  reltol = 1e-6 # Relative tolerance
159  abstol = 1e-10 # Absolute tolerance
160  status = CCodeSetTolerances(ccode.get(), reltol, abstol)
161  assert status == CV_SUCCESS
162
163  # CVODE defaults to using a Newton iteration to solve nonlinear systems at each time
164  # step which requires solving a linear system each iteration. For small problems, a
165  # dense direct solver is efficient and easy to use.
166
167  # Create a dense matrix (NEQ x NEQ) to store the Jacobian
168  A = SUNDenseMatrix(ode.NEQ, ode.NEQ, sunctx)
169  assert A is not None
170
171  # Create a dense linear solver that works with the matrix A and vector y
172  LS = SUNLinSol_Dense(y, A, sunctx)
173  assert LS is not None
174
175  # Attach the linear solver to CVODE
176  status = CCodeSetLinearSolver(ccode.get(), LS, A)
177  assert status == CV_SUCCESS
178
179  # Providing an analytical Jacobian can significantly improve performance. If not
180  # provided, CVODE will approximate it using finite differences.
181  status = CCodeSetJacFn(ccode.get(), ode.jac)
182  assert status == CV_SUCCESS
183
184  # -----
185  # Step 5: Advance the ODE in time
186  # -----

```

(continues on next page)

(continued from previous page)

```

187
188 # Set the current output time and get access to the underlying array data for output
189 tret = 0.0
190 yarr = N_VGetArrayPointer(y) # Returns a numpy ndarray view of the data
191
192 # Print header with problem information
193 print("\nLotka-Volterra ODE (CVODE):")
194 print(f"    initial condition, y0 = [1.0, 1.0]")
195 print(f"    parameters = {params}")
196 print(f"    reltol = {reltol}, abstol = {abstol}\n")
197 print("        t            u            v")
198 print("    -----")
199 print(f" {tret:10.6f} {yarr[0]:10.6f} {yarr[1]:10.6f}")
200
201 # Lists to store solution for plotting
202 t_vals = [tret]
203 u_vals = [yarr[0]]
204 v_vals = [yarr[1]]
205
206 # Integrate from t=0 to t=10, outputting every 0.05 time units using CV_NORMAL mode.
207 # In normal mode, CVODE will take internal steps until it has reached or just passed
208 # the output time and then return a time interpolated solution at the output time.
209 dtout = 0.05
210 iout = 0
211 while tret < 10.0:
212     # Advance the system and return the solution at requested output time
213     status, tret = CVode(cvode.get(), tret + dtout, y, CV_NORMAL)
214     assert status == CV_SUCCESS
215
216     # Store solution for plotting (every output)
217     t_vals.append(tret)
218     u_vals.append(yarr[0])
219     v_vals.append(yarr[1])
220
221     # Print every 10th output (every 1.0 time unit) to keep the output readable
222     iout += 1
223     if iout % 10 == 0 or tret >= 10.0:
224         print(f" {tret:10.6f} {yarr[0]:10.6f} {yarr[1]:10.6f}")
225 print("    -----")
226
227 # -----
228 # Step 6: Get CVODE statistics
229 # -----
230
231 # CVODE provides various statistics about the integration that can help assess
232 # performance and diagnose issues. These include values such as the step counts,
233 # function evaluations, and information about the linear solver.
234
235 status, nst = CVodeGetNumSteps(cvode.get())
236 assert status == CV_SUCCESS
237
238 status, netf = CVodeGetNumErrTestFails(cvode.get())

```

(continues on next page)

(continued from previous page)

```

239     assert status == CV_SUCCESS
240
241     status, nfe = CNodeGetNumRhsEvals(cvode.get())
242     assert status == CV_SUCCESS
243
244     status, nsetups = CNodeGetNumLinSolvSetups(cvode.get())
245     assert status == CV_SUCCESS
246
247     status, nje = CNodeGetNumJacEvals(cvode.get())
248     assert status == CV_SUCCESS
249
250     # For C functions with multiple output parameters (return-by-pointer),
251     # CNodeGetNonlinSolvStats(cvode_mem, &n timer, &ncfn), the first element is always the
252     # function return value (error code) and the subsequent elements follow the same
253     # ordering as in the C function signature.
254     status, nni, ncfn = CNodeGetNonlinSolvStats(cvode.get())
255     assert status == CV_SUCCESS
256
257     print("\nIntegrator Statistics:")
258     print(f"    Number of steps taken                = {nst}")
259     print(f"    Number of error test fails            = {netf}")
260     print(f"    Number of RHS evaluations             = {nfe}")
261     print(f"    Number of linear solver setups        = {nsetups}")
262     print(f"    Number of Jacobian evaluations        = {nje}")
263     print(f"    Number of nonlinear solver iterations = {nni}")
264     print(f"    Number of nonlinear convergence failures = {ncfn}")
265
266     # -----
267     # Plot the solution
268     # -----
269
270     fig, (ax1, ax2) = plt.subplots(1, 2, figsize=(12, 5))
271
272     # Left plot: Time series of prey and predator populations
273     ax1.plot(t_vals, u_vals, "b-", label="Prey (u)")
274     ax1.plot(t_vals, v_vals, "r--", label="Predator (v)")
275     ax1.set_xlabel("Time")
276     ax1.set_ylabel("Population")
277     ax1.set_title("Lotka-Volterra: Population vs Time")
278     ax1.legend()
279     ax1.grid(alpha=0.3)
280
281     # Right plot: Phase portrait (predator vs prey)
282     ax2.plot(u_vals, v_vals, "g-")
283     ax2.plot(u_vals[0], v_vals[0], "ko", label="Start")
284     ax2.plot(u_vals[-1], v_vals[-1], "ks", label="End")
285     ax2.set_xlabel("Prey (u)")
286     ax2.set_ylabel("Predator (v)")
287     ax2.set_title("Phase Portrait")
288     ax2.legend()
289     ax2.grid(alpha=0.3)
290

```

(continues on next page)

(continued from previous page)

```

291     # Display the plot if not running in test mode
292     if "pytest" not in sys.modules:
293         plt.tight_layout()
294         plt.show()
295     else:
296         plt.close("all")
297
298
299 if __name__ == "__main__":
300     main()

```

14.1.4 Usage Differences

While sundials4py closely follows the C API, some differences are inevitable due to the differences between Python and C as well as the requirements of the code generation tool used to create the bindings. In this section, we note the most critical differences.

14.1.4.1 View Classes and Memory Management

sundials4py provides natural usage of SUNDIALS objects with object lifetimes managed by the Python garbage collection as with any other Python object. There is only one caveat, the SUNDIALS integrator/solver `void*` objects (those returned by ARKODE, CVODES, IDAS, and KINSOL `Create` constructors) are wrapped in “View” classes (behind the scenes) for compatibility with nanobind. These view objects cannot be implicitly converted to the underlying `void*`. As such, when calling a function which operates on these `void*` objects, one must extract the `void*` “capsule” from the view object by calling the view’s `get` method.

```

# Create CVOID object (returns void* in C)
cvoid = CVoidCreate(CV_BDF, sunctx)

# Notice we need to call cvoid.get()
status = CVoidInit(cvoid.get(), ode_problem.f, T0, y)

```

14.1.4.2 Return-by-Pointer Parameters

Functions that return values via pointer arguments in the C API are mapped to Python functions that return a tuple where the **first element** is the function’s return value (typically an error code) and **subsequent elements** are the values that would be returned via pointer arguments in C, in the same order as the C function signature.

Example 1: Single Return-by-Pointer Value

C:

```

int retval;
long int numsteps;
retval = CVoidGetNumSteps(cvoid_mem, &numsteps);
printf("Number of steps: %ld\n", numsteps);

```

Python:

```

retval, numsteps = CVoidGetNumSteps(cvoid_mem.get())
print(f"Number of steps: {numsteps}")

```

Example 2: Multiple Return-by-Pointer Values**C:**

```
int retval;
long int nni, ncnf;
retval = CVodeGetNonlinSolvStats(cvode_mem, &nni, &ncnf)
printf("Nonlinear iterations: %ld, Nonlinear convergence fails: %ld\n", nni, ncnf);
```

Python:

```
retval, nni, ncnf = CVodeGetNonlinSolvStats(cvode_mem.get())
print(f"Nonlinear iterations: {nni}, Nonlinear convergence fails: {ncnf}");
```

14.1.4.3 Arrays

`N_Vector` objects in `sundials4py` are compatible with `numpy`'s `ndarray`. Each `N_Vector` can work on a `numpy` arrays without copies, and you can access and modify the underlying data directly using `N_VGetArrayPointer`, which returns a `numpy ndarray` view of the data.

SUNDIALS matrix types (dense, banded, sparse) are also exposed as Python objects that provide access to their underlying data as `numpy` arrays (e.g., via `SUNDenseMatrix_Data`).

Arrays of scalars (e.g., scaling factors passed to `N_VLinearCombination`) are also represented as `numpy` arrays.

Example: Accessing and modifying an `N_Vector`

```
y_nvec = N_VNew_Serial(10, sunctx)
y = N_VGetArrayPointer(y_nvec)
y[:] = np.linspace(0, 1, 10)  # Set values using numpy
```

Example: Using a matrix as a `numpy` array

```
mat = SUNDenseMatrix(3, 3, sunctx)
arr = SUNDenseMatrix_Data(mat)
arr[:] = np.eye(3)  # Set to identity matrix
```

This allows you to use `numpy` operations for vector and matrix data, and to pass `numpy` arrays to and from SUNDIALS routines efficiently and without unnecessary copies.

14.1.4.4 User-Supplied Callback Functions

SUNDIALS packages and several modules/classes require user-supplied callback functions to define problem-specific behavior, such as the right-hand side of an ODE or a nonlinear system function. In `sundials4py`, you can provide these as standard Python functions or lambdas.

The callback signatures follow the C API. As such, `N_Vector` arguments are passed as `N_Vector` objects and the underlying `ndarray` must be extracted in the user code. The only caveat is that return-by-pointer parameters are removed from the signature, and instead become return values (mirroring how return-by-pointer parameters for other functions are handled)

Warning

The C function signatures for most callbacks include a `void* user_data` argument. In Python, this argument must be present in the signature, but it should be ignored to avoid catastrophic errors. We recommend using `_` as the parameter name in the callback signature to indicate this argument is unused.

Example: ODE right-hand side for ARKStep

```
# The C signature is:
# int(sunrealtype t, N_Vector y, N_Vector ydot, void* user_data)
def rhs(t, y_nvector, ydot_nvector, _): # note _ in place of user_data
    # Compute ydot = f(t, y)
    y = N_VGetArrayPointer(y_nvector)
    ydot = N_VGetArrayPointer(ydot_nvector)
    ydot[:] = -y
    return 0

ark = ARKStepCreate(rhs, None, t0, y, sunctx)
```

Example: Nonlinear system for KINSOL

```
# The C signature is:
# int(N_Vector u, N_Vector g, void* user_data)
def fp_function(u_nvector, g_nvector, _): # note _ in place of user_data
    # Compute g = F(u)
    u = N_VGetArrayPointer(u_nvector)
    g = N_VGetArrayPointer(g_nvector)
    g[:] = u**2 - 1
    return 0

kin = KINCreate(sunctx)
KINInit(kin.get(), fp_function, u)
```

Example: ARKODE LSRKStep dominant eigenvalue estimation function with return-by-pointer parameters

```
# The C signature is:
# int(sunrealtype t, N_Vector y, N_Vector fn,
#     sunrealtype* lambdaR, sunrealtype* lambdaI,
#     void* user_data,
#     N_Vector temp1, N_Vector temp2, N_Vector temp3)
def dom_eig(t, yvec, fnvec, _, temp1, temp2, temp3): # note the _ in place of user_data
    lambdaR = L
    lambdaI = 0.0
    # lambdaR and lambdaI should be returned in the order that they appear
    # as parameters in the C API and follow the error code to return
    return 0, lambdaR, lambdaI
```

14.1.4.5 Error Codes

The named `SUN_ERR_*` code constants are not available in Python. However, all negative values of `SUNErrCode` are still errors, zero is success, and positive values are warnings. As such, users can call `SUNGetErrMsg` from Python with the returned `SUNErrCode` to get further information about an error.

14.2 core Submodule

14.2.1 Classes

A submodule of ‘sundials4py’

```
class sundials4py.core.FILE
```

```
class sundials4py.core.N_Vector_ID(*values)
```

```
    SUNDIALS_NVEC_CUDA = 6
```

```
    SUNDIALS_NVEC_CUSTOM = 16
```

```
    SUNDIALS_NVEC_HIP = 7
```

```
    SUNDIALS_NVEC_KOKKOS = 10
```

```
    SUNDIALS_NVEC_MANYVECTOR = 13
```

```
    SUNDIALS_NVEC_MPIMANYVECTOR = 14
```

```
    SUNDIALS_NVEC_MPIPLUSX = 15
```

```
    SUNDIALS_NVEC_OPENMP = 2
```

```
    SUNDIALS_NVEC_OPENMPDEV = 11
```

```
    SUNDIALS_NVEC_PARALLEL = 1
```

```
    SUNDIALS_NVEC_PARHYP = 4
```

```
    SUNDIALS_NVEC_PETSC = 5
```

```
    SUNDIALS_NVEC_PTHREADS = 3
```

```
    SUNDIALS_NVEC_RAJA = 9
```

```
    SUNDIALS_NVEC_SERIAL = 0
```

```
    SUNDIALS_NVEC_SYCL = 8
```

```
    SUNDIALS_NVEC_TRILINOS = 12
```

```
class sundials4py.core.SUNAdaptControllerContent_MRIHTol_(*args, **kwargs)
```

```
class sundials4py.core.SUNAdaptController_Type(*values)
```

```
    SUN_ADAPTCONTROLLER_H = 1
```

```
    SUN_ADAPTCONTROLLER_MRI_H_TOL = 2
```

```
    SUN_ADAPTCONTROLLER_NONE = 0
```

```
class sundials4py.core.SUNAdjointCheckpointScheme_
```

```
class sundials4py.core.SUNAdjointStepper_
```

```
class sundials4py.core.SUNContext_
```

```
class sundials4py.core.SUNDataIOMode(*values)
```

```
    SUNDATAIOMODE_INMEM = 0
```

```
class sundials4py.core.SUNDomEigEstimatorContent_Power_(*args, **kwargs)
```

```
class sundials4py.core.SUNDomEigEstimator_(*args, **kwargs)
```

An estimator is a structure with an implementation-dependent ‘content’ field, and a pointer to a structure of estimator operations corresponding to that implementation.

```
class sundials4py.core.SUNDomEigEstimator_Ops_(*args, **kwargs)
```

Structure containing function pointers to estimator operations

```
class sundials4py.core.SUNErrCode(*values)
```

```
    SUN_ERR_ADJOINT_STEPPERFAILED = -9977
```

```
    SUN_ERR_ADJOINT_STEPPERINVALIDSTOP = -9976
```

```
    SUN_ERR_ARG_CORRUPT = -9999
```

```
    SUN_ERR_ARG_DIMSMISMATCH = -9995
```

```
    SUN_ERR_ARG_INCOMPATIBLE = -9998
```

```
    SUN_ERR_ARG_OUTOFRANGE = -9997
```

```
    SUN_ERR_ARG_WRONGTYPE = -9996
```

```
    SUN_ERR_CHECKPOINT_MISMATCH = -9974
```

```
    SUN_ERR_CHECKPOINT_NOT_FOUND = -9975
```

```
    SUN_ERR_CORRUPT = -9993
```

```
    SUN_ERR_DATANODE_NODENOTFOUND = -9983
```

```
    SUN_ERR_DESTROY_FAIL = -9986
```

```
    SUN_ERR_EXT_FAIL = -9987
```

```
    SUN_ERR_FILE_OPEN = -9991
```

```
    SUN_ERR_GENERIC = -9994
```

```
    SUN_ERR_MALLOC_FAIL = -9988
```

```
    SUN_ERR_MAXIMUM = -1000
```

```
    SUN_ERR_MEM_FAIL = -9989
```

```
    SUN_ERR_MINIMUM = -10000
```

```
    SUN_ERR_MPI_FAIL = -9972
```

```
    SUN_ERR_NOT_IMPLEMENTED = -9985
```

```
    SUN_ERR_OP_FAIL = -9990
```

```
    SUN_ERR_OUTOFRANGE = -9992
```

```
SUN_ERR_PROFILER_MAPFULL = -9982
SUN_ERR_PROFILER_MAPGET = -9981
SUN_ERR_PROFILER_MAPINSERT = -9980
SUN_ERR_PROFILER_MAPKEYNOTFOUND = -9979
SUN_ERR_PROFILER_MAPSORT = -9978
SUN_ERR_SUNCTX_CORRUPT = -9973
SUN_ERR_UNKNOWN = -9970
SUN_ERR_UNREACHABLE = -9971
SUN_ERR_USER_FCN_FAIL = -9984
SUN_SUCCESS = 0
```

```
class sundials4py.core.SUNFullRhsMode(*values)
```

```
SUN_FULLRHS_END = 1
SUN_FULLRHS_OTHER = 2
SUN_FULLRHS_START = 0
```

```
class sundials4py.core.SUNGramSchmidtType(*values)
```

```
SUN_CLASSICAL_GS = 2
SUN_MODIFIED_GS = 1
```

```
class sundials4py.core.SUNLinearSolver_ID(*values)
```

```
SUNLINEARSOLVER_BAND = 0
SUNLINEARSOLVER_CUSOLVERSPP_BATCHQR = 12
SUNLINEARSOLVER_CUSTOM = 18
SUNLINEARSOLVER_DENSE = 1
SUNLINEARSOLVER_GINKGO = 15
SUNLINEARSOLVER_GINKGOBATCH = 16
SUNLINEARSOLVER_KLU = 2
SUNLINEARSOLVER_KOKKOSDENSE = 17
SUNLINEARSOLVER_LAPACKBAND = 3
SUNLINEARSOLVER_LAPACKDENSE = 4
SUNLINEARSOLVER_MAGMADENSE = 13
SUNLINEARSOLVER_ONEMKLDENSE = 14
SUNLINEARSOLVER_PCG = 5
```

```

SUNLINEARSOLVER_SPBCGS = 6
SUNLINEARSOLVER_SPFGMR = 7
SUNLINEARSOLVER_SPGMR = 8
SUNLINEARSOLVER_SPTFQMR = 9
SUNLINEARSOLVER_SUPERLUDIST = 10
SUNLINEARSOLVER_SUPERLUMT = 11
class sundials4py.core.SUNLinearSolver_Type(*values)
    SUNLINEARSOLVER_DIRECT = 0
    SUNLINEARSOLVER_ITERATIVE = 1
    SUNLINEARSOLVER_MATRIX_EMBEDDED = 3
    SUNLINEARSOLVER_MATRIX_ITERATIVE = 2
class sundials4py.core.SUNLogLevel(*values)
    SUN_LOGLEVEL_ALL = -1
    SUN_LOGLEVEL_DEBUG = 4
    SUN_LOGLEVEL_ERROR = 1
    SUN_LOGLEVEL_INFO = 3
    SUN_LOGLEVEL_NONE = 0
    SUN_LOGLEVEL_WARNING = 2
class sundials4py.core.SUNLogger_
class sundials4py.core.SUNMatrix_ID(*values)
    SUNMATRIX_BAND = 3
    SUNMATRIX_CUSPARSE = 6
    SUNMATRIX_CUSTOM = 10
    SUNMATRIX_DENSE = 0
    SUNMATRIX_GINKGO = 7
    SUNMATRIX_GINKGOBATCH = 8
    SUNMATRIX_KOKKODENSE = 9
    SUNMATRIX_MAGMADENSE = 1
    SUNMATRIX_ONEMKLDENSE = 2
    SUNMATRIX_SLUNRLOC = 5
    SUNMATRIX_SPARSE = 4

```

```
class sundials4py.core.SUNMemoryHelper_(*args, **kwargs)
class sundials4py.core.SUNMemoryHelper_Ops_(*args, **kwargs)
class sundials4py.core.SUNMemoryType(*values)
    SUNMEMTYPE_DEVICE = 2
    SUNMEMTYPE_HOST = 0
    SUNMEMTYPE_PINNED = 1
    SUNMEMTYPE_UVM = 3
class sundials4py.core.SUNNonlinearSolver_Type(*values)
    SUNNONLINEARSOLVER_FIXEDPOINT = 1
    SUNNONLINEARSOLVER_ROOTFIND = 0
class sundials4py.core.SUNOutputFormat(*values)
    SUN_OUTPUTFORMAT_CSV = 1
    SUN_OUTPUTFORMAT_TABLE = 0
class sundials4py.core.SUNPrecType(*values)
    SUN_PREC_BOTH = 3
    SUN_PREC_LEFT = 1
    SUN_PREC_NONE = 0
    SUN_PREC_RIGHT = 2
class sundials4py.core.SUNProfiler_
class sundials4py.core.SUNStepper_
class sundials4py.core._N_VectorContent_ManyVector(*args, **kwargs)
class sundials4py.core._N_VectorContent_Serial(*args, **kwargs)
class sundials4py.core._SUNAdaptControllerContent_ImExGus(*args, **kwargs)
class sundials4py.core._SUNAdaptControllerContent_Soderlind(*args, **kwargs)
class sundials4py.core._SUNLinearSolverContent_Band(*args, **kwargs)
class sundials4py.core._SUNLinearSolverContent_Dense(*args, **kwargs)
class sundials4py.core._SUNLinearSolverContent_PCG(*args, **kwargs)
class sundials4py.core._SUNLinearSolverContent_SPBCGS(*args, **kwargs)
class sundials4py.core._SUNLinearSolverContent_SPFGMR(*args, **kwargs)
class sundials4py.core._SUNLinearSolverContent_SPGMR(*args, **kwargs)
class sundials4py.core._SUNLinearSolverContent_SPTFQMR(*args, **kwargs)
```

```

class sundials4py.core._SUNMatrixContent_Band(*args, **kwargs)
class sundials4py.core._SUNMatrixContent_Dense(*args, **kwargs)
class sundials4py.core._SUNMatrixContent_Sparse(*args, **kwargs)
class sundials4py.core._SUNNonlinearSolverContent_FixedPoint(*args, **kwargs)
class sundials4py.core._SUNNonlinearSolverContent_Newton(*args, **kwargs)
class sundials4py.core._generic_N_Vector(*args, **kwargs)
    A vector is a structure with an implementation-dependent 'content' field, and a pointer to a structure of vector
    operations corresponding to that implementation.
class sundials4py.core._generic_N_Vector_Ops(*args, **kwargs)
    Structure containing function pointers to vector operations
class sundials4py.core._generic_SUNAdaptController(*args, **kwargs)
    A SUNAdaptController is a structure with an implementation-dependent 'content' field, and a pointer to a struc-
    ture of operations corresponding to that implementation.
class sundials4py.core._generic_SUNAdaptController_Ops(*args, **kwargs)
    Structure containing function pointers to controller operations
class sundials4py.core._generic_SUNLinearSolver(*args, **kwargs)
    A linear solver is a structure with an implementation-dependent 'content' field, and a pointer to a structure of
    linear solver operations corresponding to that implementation.
class sundials4py.core._generic_SUNLinearSolver_Ops(*args, **kwargs)
    Structure containing function pointers to linear solver operations
class sundials4py.core._generic_SUNMatrix(*args, **kwargs)
    A matrix is a structure with an implementation-dependent 'content' field, and a pointer to a structure of matrix
    operations corresponding to that implementation.
class sundials4py.core._generic_SUNMatrix_Ops(*args, **kwargs)
    Structure containing function pointers to matrix operations
class sundials4py.core._generic_SUNNonlinearSolver(*args, **kwargs)
    A nonlinear solver is a structure with an implementation-dependent 'content' field, and a pointer to a structure
    of solver nonlinear solver operations corresponding to that implementation.
class sundials4py.core._generic_SUNNonlinearSolver_Ops(*args, **kwargs)
    Structure containing function pointers to nonlinear solver operations

```

14.2.2 Functions

```

sundials4py.core.N_VAbs(x: sundials4py.core._generic_N_Vector, z: sundials4py.core._generic_N_Vector) →
    None

```

See [N_VAbs\(\)](#).

```

sundials4py.core.N_VAddConst(x: sundials4py.core._generic_N_Vector, b: float, z:
    sundials4py.core._generic_N_Vector) → None

```

See [N_VAddConst\(\)](#).

`sundials4py.core.N_VClone(w: sundials4py.core._generic_N_Vector) → sundials4py.core._generic_N_Vector`
See [`N_VClone\(\)`](#).

`sundials4py.core.N_VCloneEmpty(w: sundials4py.core._generic_N_Vector) → sundials4py.core._generic_N_Vector`
See [`N_VCloneEmpty\(\)`](#).

`sundials4py.core.N_VCompare(c: float, x: sundials4py.core._generic_N_Vector, z: sundials4py.core._generic_N_Vector) → None`
See [`N_VCompare\(\)`](#).

`sundials4py.core.N_VConst(c: float, z: sundials4py.core._generic_N_Vector) → None`
See [`N_VConst\(\)`](#).

`sundials4py.core.N_VConstVectorArray(nvec: int, c: float, Z_1d: collections.abc.Sequence[sundials4py.core._generic_N_Vector]) → int`
See [`N_VConstVectorArray\(\)`](#).

`sundials4py.core.N_VConstrMask(c: sundials4py.core._generic_N_Vector, x: sundials4py.core._generic_N_Vector, m: sundials4py.core._generic_N_Vector) → int`
See [`N_VConstrMask\(\)`](#).

`sundials4py.core.N_VConstrMaskLocal(c: sundials4py.core._generic_N_Vector, x: sundials4py.core._generic_N_Vector, m: sundials4py.core._generic_N_Vector) → int`
See [`N_VConstrMaskLocal\(\)`](#).

`sundials4py.core.N_VDiv(x: sundials4py.core._generic_N_Vector, y: sundials4py.core._generic_N_Vector, z: sundials4py.core._generic_N_Vector) → None`
See [`N_VDiv\(\)`](#).

`sundials4py.core.N_VDotProd(x: sundials4py.core._generic_N_Vector, y: sundials4py.core._generic_N_Vector) → float`
See [`N_VDotProd\(\)`](#).

`sundials4py.core.N_VDotProdLocal(x: sundials4py.core._generic_N_Vector, y: sundials4py.core._generic_N_Vector) → float`
See [`N_VDotProdLocal\(\)`](#).

`sundials4py.core.N_VDotProdMulti(nvec: int, x: sundials4py.core._generic_N_Vector, Y_1d: collections.abc.Sequence[sundials4py.core._generic_N_Vector], dotprods_1d: numpy.ndarray[dtype=float64, shape=(*), order='C']) → int`
See [`N_VDotProdMulti\(\)`](#).

`sundials4py.core.N_VDotProdMultiAllReduce(nvec_total: int, x: sundials4py.core._generic_N_Vector, sum_1d: numpy.ndarray[dtype=float64, shape=(*), order='C']) → int`
See [`N_VDotProdMultiAllReduce\(\)`](#).

`sundials4py.core.N_VDotProdMultiLocal(nvec: int, x: sundials4py.core._generic_N_Vector, Y_1d: collections.abc.Sequence[sundials4py.core._generic_N_Vector], dotprods_1d: numpy.ndarray[dtype=float64, shape=(*), order='C']) → int`

See `N_VDotProdMultiLocal()`.

`sundials4py.core.N_VEnableConstVectorArray_ManyVector(v: sundials4py.core._generic_N_Vector, tf: int) → int`

See `N_VEnableConstVectorArray_ManyVector()`.

`sundials4py.core.N_VEnableConstVectorArray_Serial(v: sundials4py.core._generic_N_Vector, tf: int) → int`

See `N_VEnableConstVectorArray_Serial()`.

`sundials4py.core.N_VEnableDotProdMultiLocal_ManyVector(v: sundials4py.core._generic_N_Vector, tf: int) → int`

See `N_VEnableDotProdMultiLocal_ManyVector()`.

`sundials4py.core.N_VEnableDotProdMulti_ManyVector(v: sundials4py.core._generic_N_Vector, tf: int) → int`

See `N_VEnableDotProdMulti_ManyVector()`.

`sundials4py.core.N_VEnableDotProdMulti_Serial(v: sundials4py.core._generic_N_Vector, tf: int) → int`

See `N_VEnableDotProdMulti_Serial()`.

`sundials4py.core.N_VEnableFusedOps_ManyVector(v: sundials4py.core._generic_N_Vector, tf: int) → int`

See `N_VEnableFusedOps_ManyVector()`.

`sundials4py.core.N_VEnableFusedOps_Serial(v: sundials4py.core._generic_N_Vector, tf: int) → int`

See `N_VEnableFusedOps_Serial()`.

`sundials4py.core.N_VEnableLinearCombinationVectorArray_Serial(v: sundials4py.core._generic_N_Vector, tf: int) → int`

See `N_VEnableLinearCombinationVectorArray_Serial()`.

`sundials4py.core.N_VEnableLinearCombination_ManyVector(v: sundials4py.core._generic_N_Vector, tf: int) → int`

See `N_VEnableLinearCombination_ManyVector()`.

`sundials4py.core.N_VEnableLinearCombination_Serial(v: sundials4py.core._generic_N_Vector, tf: int) → int`

See `N_VEnableLinearCombination_Serial()`.

`sundials4py.core.N_VEnableLinearSumVectorArray_ManyVector(v: sundials4py.core._generic_N_Vector, tf: int) → int`

See `N_VEnableLinearSumVectorArray_ManyVector()`.

`sundials4py.core.N_VEnableLinearSumVectorArray_Serial(v: sundials4py.core._generic_N_Vector, tf: int) → int`

See `N_VEnableLinearSumVectorArray_Serial()`.

`sundials4py.core.N_VEnableScaleAddMultiVectorArray_Serial(v: sundials4py.core._generic_N_Vector, tf: int) → int`

See `N_VEnableScaleAddMultiVectorArray_Serial()`.

`sundials4py.core.N_VEnableScaleAddMulti_ManyVector(v: sundials4py.core._generic_N_Vector, tf: int) → int`

See `N_VEnableScaleAddMulti_ManyVector()`.

`sundials4py.core.N_VEnableScaleAddMulti_Serial`(*v*: `sundials4py.core._generic_N_Vector`, *tf*: *int*) → *int*
See `N_VEnableScaleAddMulti_Serial()`.

`sundials4py.core.N_VEnableScaleVectorArray_ManyVector`(*v*: `sundials4py.core._generic_N_Vector`, *tf*: *int*) → *int*
See `N_VEnableScaleVectorArray_ManyVector()`.

`sundials4py.core.N_VEnableScaleVectorArray_Serial`(*v*: `sundials4py.core._generic_N_Vector`, *tf*: *int*) → *int*
See `N_VEnableScaleVectorArray_Serial()`.

`sundials4py.core.N_VEnableWrmsNormMaskVectorArray_ManyVector`(*v*: `sundials4py.core._generic_N_Vector`, *tf*: *int*) → *int*
See `N_VEnableWrmsNormMaskVectorArray_ManyVector()`.

`sundials4py.core.N_VEnableWrmsNormMaskVectorArray_Serial`(*v*: `sundials4py.core._generic_N_Vector`, *tf*: *int*) → *int*
See `N_VEnableWrmsNormMaskVectorArray_Serial()`.

`sundials4py.core.N_VEnableWrmsNormVectorArray_ManyVector`(*v*: `sundials4py.core._generic_N_Vector`, *tf*: *int*) → *int*
See `N_VEnableWrmsNormVectorArray_ManyVector()`.

`sundials4py.core.N_VEnableWrmsNormVectorArray_Serial`(*v*: `sundials4py.core._generic_N_Vector`, *tf*: *int*) → *int*
See `N_VEnableWrmsNormVectorArray_Serial()`.

`sundials4py.core.N_VGetArrayPointer`(*arg*: `sundials4py.core._generic_N_Vector`, *l* (*Positional-only parameter separator (PEP 570)*)) → `numpy.ndarray`[*dtype*=float64, *shape*=(*), *order*='C']
See `N_VGetArrayPointer()`.

`sundials4py.core.N_VGetCommunicator`(*v*: `sundials4py.core._generic_N_Vector`) → *int*
See `N_VGetCommunicator()`.

`sundials4py.core.N_VGetDeviceArrayPointer`(*arg*: `sundials4py.core._generic_N_Vector`, *l*) → `numpy.ndarray`[*dtype*=float64, *shape*=(*), *order*='C']
See `N_VGetDeviceArrayPointer()`.

`sundials4py.core.N_VGetLength`(*v*: `sundials4py.core._generic_N_Vector`) → *int*
See `N_VGetLength()`.

`sundials4py.core.N_VGetLocalLength`(*v*: `sundials4py.core._generic_N_Vector`) → *int*
See `N_VGetLocalLength()`.

`sundials4py.core.N_VGetNumSubvectors_ManyVector`(*v*: `sundials4py.core._generic_N_Vector`) → *int*
See `N_VGetNumSubvectors_ManyVector()`.

`sundials4py.core.N_VGetSubvectorLocalLength_ManyVector`(*v*: `sundials4py.core._generic_N_Vector`, *vec_num*: *int*) → *int*
See `N_VGetSubvectorLocalLength_ManyVector()`.

`sundials4py.core.N_VGetSubvector_ManyVector`(*v*: `sundials4py.core._generic_N_Vector`, *vec_num*: *int*) → `sundials4py.core._generic_N_Vector`
nb::rv_policy::reference
See `N_VGetSubvector_ManyVector()`.

`sundials4py.core.N_VGetVectorID(w: sundials4py.core._generic_N_Vector) →`
sundials4py.core.N_Vector_ID

See *N_VGetVectorID()*.

`sundials4py.core.N_VInv(x: sundials4py.core._generic_N_Vector, z: sundials4py.core._generic_N_Vector) →`
 None

See *N_VInv()*.

`sundials4py.core.N_VInvTest(x: sundials4py.core._generic_N_Vector, z:`
sundials4py.core._generic_N_Vector) → int

See *N_VInvTest()*.

`sundials4py.core.N_VInvTestLocal(x: sundials4py.core._generic_N_Vector, z:`
sundials4py.core._generic_N_Vector) → int

See *N_VInvTestLocal()*.

`sundials4py.core.N_VL1Norm(x: sundials4py.core._generic_N_Vector) → float`

See *N_VL1Norm()*.

`sundials4py.core.N_VL1NormLocal(x: sundials4py.core._generic_N_Vector) → float`

See *N_VL1NormLocal()*.

`sundials4py.core.N_VLinearCombination(nvec: int, c_1d: numpy.ndarray[dtype=float64, shape=(*),`
order='C'], X_1d:
collections.abc.Sequence[sundials4py.core._generic_N_Vector], z:
sundials4py.core._generic_N_Vector) → int

See *N_VLinearCombination()*.

`sundials4py.core.N_VLinearCombinationVectorArray(nvec: int, nsum: int, c_1d:`
numpy.ndarray[dtype=float64, shape=(),*
order='C'], X_2d: collec-
tions.abc.Sequence[collections.abc.Sequence[sundials4py.core._
generic_N_Vector]], Z_1d:
collections.abc.Sequence[sundials4py.core._
generic_N_Vector]) →
 int

See *N_VLinearCombinationVectorArray()*.

`sundials4py.core.N_VLinearSum(a: float, x: sundials4py.core._generic_N_Vector, b: float, y:`
sundials4py.core._generic_N_Vector, z:
sundials4py.core._generic_N_Vector) → None

See *N_VLinearSum()*.

`sundials4py.core.N_VLinearSumVectorArray(nvec: int, a: float, X_1d:`
collections.abc.Sequence[sundials4py.core._generic_N_
Vector], b: float, Y_1d:
collections.abc.Sequence[sundials4py.core._generic_N_
Vector], Z_1d:
collections.abc.Sequence[sundials4py.core._generic_N_
Vector]) →
 int

See *N_VLinearSumVectorArray()*.

`sundials4py.core.N_VMake_Serial(vec_length: int, v_data_1d: numpy.ndarray[dtype=float64, shape=(*),`
order='C'], sunctx: sundials4py.core.SUNContext_) →
sundials4py.core._generic_N_Vector

`nb::keep_alive<0, 3>()`

See `N_VMake_Serial()`.

`sundials4py.core.N_VMaxNorm(x: sundials4py.core._generic_N_Vector) → float`

See `N_VMaxNorm()`.

`sundials4py.core.N_VMaxNormLocal(x: sundials4py.core._generic_N_Vector) → float`

See `N_VMaxNormLocal()`.

`sundials4py.core.N_VMin(x: sundials4py.core._generic_N_Vector) → float`

See `N_VMin()`.

`sundials4py.core.N_VMinLocal(x: sundials4py.core._generic_N_Vector) → float`

See `N_VMinLocal()`.

`sundials4py.core.N_VMinQuotient(num: sundials4py.core._generic_N_Vector, denom:
sundials4py.core._generic_N_Vector) → float`

See `N_VMinQuotient()`.

`sundials4py.core.N_VMinQuotientLocal(num: sundials4py.core._generic_N_Vector, denom:
sundials4py.core._generic_N_Vector) → float`

See `N_VMinQuotientLocal()`.

`sundials4py.core.N_VNewEmpty_Serial(vec_length: int, sunctx: sundials4py.core.SUNContext_) →
sundials4py.core._generic_N_Vector`

`nb::keep_alive<0, 2>()`

See `N_VNewEmpty_Serial()`.

`sundials4py.core.N_VNew_ManyVector(num_subvectors: int, vec_array_id:
collections.abc.Sequence[sundials4py.core._generic_N_Vector],
sunctx: sundials4py.core.SUNContext_) →
sundials4py.core._generic_N_Vector`

See `N_VNew_ManyVector()`.

`sundials4py.core.N_VNew_Serial(vec_length: int, sunctx: sundials4py.core.SUNContext_) →
sundials4py.core._generic_N_Vector`

`nb::keep_alive<0, 2>()`

See `N_VNew_Serial()`.

`sundials4py.core.N_VPrint(v: sundials4py.core._generic_N_Vector) → None`

See `N_VPrint()`.

`sundials4py.core.N_VPrintFile(v: sundials4py.core._generic_N_Vector, outfile: sundials4py.core.FILE) →
None`

See `N_VPrintFile()`.

`sundials4py.core.N_VProd(x: sundials4py.core._generic_N_Vector, y: sundials4py.core._generic_N_Vector, z:
sundials4py.core._generic_N_Vector) → None`

See `N_VProd()`.

`sundials4py.core.N_VScale(c: float, x: sundials4py.core._generic_N_Vector, z:
sundials4py.core._generic_N_Vector) → None`

See `N_VScale()`.

`sundials4py.core.N_VScaleAddMulti`(*nvec*: int, *a_1d*: `numpy.ndarray`[*dtype*=float64, *shape*=(*), *order*='C'],
x: `sundials4py.core._generic_N_Vector`, *Y_1d*:
`collections.abc.Sequence`[`sundials4py.core._generic_N_Vector`], *Z_1d*:
`collections.abc.Sequence`[`sundials4py.core._generic_N_Vector`]) → int

See `N_VScaleAddMulti()`.

`sundials4py.core.N_VScaleAddMultiVectorArray`(*nvec*: int, *nsum*: int, *c_1d*: `numpy.ndarray`[*dtype*=float64,
shape=(*), *order*='C'], *X_1d*:
`collections.abc.Sequence`[`sundials4py.core._generic_N_-`
`Vector`], *Y_2d*:
`collec-`
`tions.abc.Sequence`[`collections.abc.Sequence`[`sundials4py.core._-`
`generic_N_Vector`]], *Z_2d*:
`collec-`
`tions.abc.Sequence`[`collections.abc.Sequence`[`sundials4py.core._-`
`generic_N_Vector`]]) →
int

See `N_VScaleAddMultiVectorArray()`.

`sundials4py.core.N_VScaleVectorArray`(*nvec*: int, *c_1d*: `numpy.ndarray`[*dtype*=float64, *shape*=(*),
order='C'], *X_1d*:
`collections.abc.Sequence`[`sundials4py.core._generic_N_Vector`],
Z_1d:
`collections.abc.Sequence`[`sundials4py.core._generic_N_Vector`]) →
int

See `N_VScaleVectorArray()`.

`sundials4py.core.N_VSetArrayPointer`(*arg0*: `numpy.ndarray`[*dtype*=float64, *shape*=(*), *order*='C'], *arg1*:
`sundials4py.core._generic_N_Vector`, /) → None

See `N_VSetArrayPointer()`.

`sundials4py.core.N_VWL2Norm`(*x*: `sundials4py.core._generic_N_Vector`, *w*:
`sundials4py.core._generic_N_Vector`) → float

See `N_VWL2Norm()`.

`sundials4py.core.N_VWSqrSumLocal`(*x*: `sundials4py.core._generic_N_Vector`, *w*:
`sundials4py.core._generic_N_Vector`) → float

See `N_VWSqrSumLocal()`.

`sundials4py.core.N_VWSqrSumMaskLocal`(*x*: `sundials4py.core._generic_N_Vector`, *w*:
`sundials4py.core._generic_N_Vector`, *id*:
`sundials4py.core._generic_N_Vector`) → float

See `N_VWSqrSumMaskLocal()`.

`sundials4py.core.N_VWrmsNorm`(*x*: `sundials4py.core._generic_N_Vector`, *w*:
`sundials4py.core._generic_N_Vector`) → float

See `N_VWrmsNorm()`.

`sundials4py.core.N_VWrmsNormMask`(*x*: `sundials4py.core._generic_N_Vector`, *w*:
`sundials4py.core._generic_N_Vector`, *id*:
`sundials4py.core._generic_N_Vector`) → float

See `N_VWrmsNormMask()`.

`sundials4py.core.N_VWrmsNormMaskVectorArray`(*nvec*: int, *X_1d*:
collections.abc.Sequence[*sundials4py.core._generic_N_-*
Vector], *W_1d*:
collections.abc.Sequence[*sundials4py.core._generic_N_-*
Vector], *id*: *sundials4py.core._generic_N_Vector*, *nrm_1d*:
numpy.ndarray[*dtype=float64*, *shape*=(*)], *order*='C']) →
int

See `N_VWrmsNormMaskVectorArray()`.

`sundials4py.core.N_VWrmsNormVectorArray`(*nvec*: int, *X_1d*:
collections.abc.Sequence[*sundials4py.core._generic_N_Vector*],
W_1d:
collections.abc.Sequence[*sundials4py.core._generic_N_Vector*],
nrm_1d: *numpy.ndarray*[*dtype=float64*, *shape*=(*)], *order*='C'])
→ int

See `N_VWrmsNormVectorArray()`.

`sundials4py.core.SUNAbortErrHandlerFn`(*line*: int, *func*: str, *file*: str, *msg*: str, *err_code*: int, *err_user_data*:
typing_extensions.CapsuleType, *sunctx*:
sundials4py.core.SUNContext_) → None

See `SUNAbortErrHandlerFn()`.

`sundials4py.core.SUNAdaptController_EstimateStep`(*C*: *sundials4py.core._generic_SUNAdaptController*,
h: float, *p*: int, *dsm*: float) → tuple[int, float]

See `SUNAdaptController_EstimateStep()`.

`sundials4py.core.SUNAdaptController_EstimateStepTol`(*C*:
sundials4py.core._generic_SUNAdaptController,
H: float, *tolfac*: float, *P*: int, *DSM*: float, *dsm*:
float) → tuple[int, float, float]

See `SUNAdaptController_EstimateStepTol()`.

`sundials4py.core.SUNAdaptController_ExpGus`(*sunctx*: *sundials4py.core.SUNContext_*) →
sundials4py.core._generic_SUNAdaptController

nb::keep_alive<0, 1>()

See `SUNAdaptController_ExpGus()`.

`sundials4py.core.SUNAdaptController_GetFastController_MRIHTol`(*C*: *sundials4py.core._generic_-*
SUNAdaptController) → tuple[int,
sundials4py.core._generic_-
SUNAdaptController]

nb::rv_policy::reference

See `SUNAdaptController_GetFastController_MRIHTol()`.

`sundials4py.core.SUNAdaptController_GetSlowController_MRIHTol`(*C*: *sundials4py.core._generic_-*
SUNAdaptController) → tuple[int,
sundials4py.core._generic_-
SUNAdaptController]

nb::rv_policy::reference

See `SUNAdaptController_GetSlowController_MRIHTol()`.

`sundials4py.core.SUNAdaptController_GetType`(*C*: *sundials4py.core._generic_SUNAdaptController*) →
sundials4py.core.SUNAdaptController_Type

See `SUNAdaptController_GetType()`.

`sundials4py.core.SUNAdaptController_H0211`(*sunctx*: `sundials4py.core.SUNContext_`) →
sundials4py.core._generic_SUNAdaptController

`nb::keep_alive<0, 1>()`
 See `SUNAdaptController_H0211()`.

`sundials4py.core.SUNAdaptController_H0321`(*sunctx*: `sundials4py.core.SUNContext_`) →
sundials4py.core._generic_SUNAdaptController

`nb::keep_alive<0, 1>()`
 See `SUNAdaptController_H0321()`.

`sundials4py.core.SUNAdaptController_H211`(*sunctx*: `sundials4py.core.SUNContext_`) →
sundials4py.core._generic_SUNAdaptController

`nb::keep_alive<0, 1>()`
 See `SUNAdaptController_H211()`.

`sundials4py.core.SUNAdaptController_H312`(*sunctx*: `sundials4py.core.SUNContext_`) →
sundials4py.core._generic_SUNAdaptController

`nb::keep_alive<0, 1>()`
 See `SUNAdaptController_H312()`.

`sundials4py.core.SUNAdaptController_I`(*sunctx*: `sundials4py.core.SUNContext_`) →
sundials4py.core._generic_SUNAdaptController

`nb::keep_alive<0, 1>()`
 See `SUNAdaptController_I()`.

`sundials4py.core.SUNAdaptController_ImExGus`(*sunctx*: `sundials4py.core.SUNContext_`) →
sundials4py.core._generic_SUNAdaptController

`nb::keep_alive<0, 1>()`
 See `SUNAdaptController_ImExGus()`.

`sundials4py.core.SUNAdaptController_ImpGus`(*sunctx*: `sundials4py.core.SUNContext_`) →
sundials4py.core._generic_SUNAdaptController

`nb::keep_alive<0, 1>()`
 See `SUNAdaptController_ImpGus()`.

`sundials4py.core.SUNAdaptController_MRIHTol`(*HControl*:
sundials4py.core._generic_SUNAdaptController,
TolControl:
sundials4py.core._generic_SUNAdaptController, *sunctx*:
sundials4py.core.SUNContext_) →
sundials4py.core._generic_SUNAdaptController

`nb::keep_alive<0, 3>()`
 See `SUNAdaptController_MRIHTol()`.

`sundials4py.core.SUNAdaptController_PI`(*sunctx*: `sundials4py.core.SUNContext_`) →
sundials4py.core._generic_SUNAdaptController

`nb::keep_alive<0, 1>()`
 See `SUNAdaptController_PI()`.

`sundials4py.core.SUNAdaptController_PID(sunctx: sundials4py.core.SUNContext_) →
sundials4py.core._generic_SUNAdaptController`

`nb::keep_alive<0, 1>()`

See `SUNAdaptController_PID()`.

`sundials4py.core.SUNAdaptController_Reset(C: sundials4py.core._generic_SUNAdaptController) → int`

See `SUNAdaptController_Reset()`.

`sundials4py.core.SUNAdaptController_SetDefaults(C: sundials4py.core._generic_SUNAdaptController)
→ int`

See `SUNAdaptController_SetDefaults()`.

`sundials4py.core.SUNAdaptController_SetErrorBias(C: sundials4py.core._generic_SUNAdaptController,
bias: float) → int`

See `SUNAdaptController_SetErrorBias()`.

`sundials4py.core.SUNAdaptController_SetOptions(self: sundials4py.core._generic_SUNAdaptController,
id: str, file_name: str, argc: int, args:
collections.abc.Sequence[str]) → int`

See `SUNAdaptController_SetOptions()`.

`sundials4py.core.SUNAdaptController_SetParams_ExpGus(C: sundials4py.core._generic_
SUNAdaptController, k1: float, k2: float) →
int`

See `SUNAdaptController_SetParams_ExpGus()`.

`sundials4py.core.SUNAdaptController_SetParams_I(C: sundials4py.core._generic_SUNAdaptController,
k1: float) → int`

See `SUNAdaptController_SetParams_I()`.

`sundials4py.core.SUNAdaptController_SetParams_ImExGus(C: sundials4py.core._generic_
SUNAdaptController, k1e: float, k2e: float,
k1i: float, k2i: float) → int`

See `SUNAdaptController_SetParams_ImExGus()`.

`sundials4py.core.SUNAdaptController_SetParams_ImpGus(C: sundials4py.core._generic_
SUNAdaptController, k1: float, k2: float) →
int`

See `SUNAdaptController_SetParams_ImpGus()`.

`sundials4py.core.SUNAdaptController_SetParams_MRIHTol(C: sundials4py.core._generic_
SUNAdaptController, inner_max_relch: float,
inner_min_tolfac: float, inner_max_tolfac:
float) → int`

See `SUNAdaptController_SetParams_MRIHTol()`.

`sundials4py.core.SUNAdaptController_SetParams_PI(C: sundials4py.core._generic_SUNAdaptController,
k1: float, k2: float) → int`

See `SUNAdaptController_SetParams_PI()`.

`sundials4py.core.SUNAdaptController_SetParams_PID(C:
sundials4py.core._generic_SUNAdaptController,
k1: float, k2: float, k3: float) → int`

See `SUNAdaptController_SetParams_PID()`.

`sundials4py.core.SUNAdaptController_SetParams_Soderlind(C: sundials4py.core._generic_SUNAdaptController, k1: float, k2: float, k3: float, k4: float, k5: float) → int`

See `SUNAdaptController_SetParams_Soderlind()`.

`sundials4py.core.SUNAdaptController_Soderlind(sunctx: sundials4py.core.SUNContext_ → sundials4py.core._generic_SUNAdaptController`

`nb::keep_alive<0, 1>()`

See `SUNAdaptController_Soderlind()`.

`sundials4py.core.SUNAdaptController_UpdateH(C: sundials4py.core._generic_SUNAdaptController, h: float, dsm: float) → int`

See `SUNAdaptController_UpdateH()`.

`sundials4py.core.SUNAdaptController_UpdateMRIHTol(C: sundials4py.core._generic_SUNAdaptController, H: float, tolfac: float, DSM: float, dsm: float) → int`

See `SUNAdaptController_UpdateMRIHTol()`.

`sundials4py.core.SUNAdaptController_Write(C: sundials4py.core._generic_SUNAdaptController, fptr: sundials4py.core.FILE) → int`

See `SUNAdaptController_Write()`.

`sundials4py.core.SUNAdjointCheckpointScheme_Create_Fixed(io_mode: sundials4py.core.SUNDataIOMode, mem_helper: sundials4py.core.SUNMemoryHelper_, interval: int, estimate: int, keep: int, sunctx: sundials4py.core.SUNContext_ → tuple[int, sundials4py.core.SUNAdjointCheckpointScheme_]`

See `SUNAdjointCheckpointScheme_Create_Fixed()`.

`sundials4py.core.SUNAdjointCheckpointScheme_EnableDense(check_scheme: sundials4py.core.SUNAdjointCheckpointScheme_, on_or_off: int) → int`

See `SUNAdjointCheckpointScheme_EnableDense()`.

`sundials4py.core.SUNAdjointCheckpointScheme_InsertVector(check_scheme: sundials4py.core.SUNAdjointCheckpointScheme_, step_num: int, stage_num: int, t: float, state: sundials4py.core._generic_N_Vector) → int`

See `SUNAdjointCheckpointScheme_InsertVector()`.

`sundials4py.core.SUNAdjointCheckpointScheme_LoadVector(check_scheme: sundials4py.core.SUNAdjointCheckpointScheme_, step_num: int, stage_num: int, peek: int, tmpl: sundials4py.core._generic_N_Vector) → tuple[int, sundials4py.core._generic_N_Vector, float]`

See `SUNAdjointCheckpointScheme_LoadVector()`.

`sundials4py.core.SUNAdjointCheckpointScheme_NeedsSaving`(*check_scheme*: `sundials4py.core.SUNAdjointCheckpointScheme_`, *step_num*: *int*, *stage_num*: *int*, *t*: *float*) → `tuple[int, int]`

See `SUNAdjointCheckpointScheme_NeedsSaving()`.

`sundials4py.core.SUNAdjointStepper_Create`(*fwd_sunstepper*: `sundials4py.core.SUNStepper_`, *own_fwd*: *int*, *adj_sunstepper*: `sundials4py.core.SUNStepper_`, *own_adj*: *int*, *final_step_idx*: *int*, *tf*: *float*, *sf*: `sundials4py.core._generic_N_Vector`, *checkpoint_scheme*: `sundials4py.core.SUNAdjointCheckpointScheme_`, *sunctx*: `sundials4py.core.SUNContext_`) → `tuple[int, sundials4py.core.SUNAdjointStepper_]`

`nb::call_policy<sundials4py::returns_references_to<9, 1>>()`

See `SUNAdjointStepper_Create()`.

`sundials4py.core.SUNAdjointStepper_Evolve`(*adj_stepper*: `sundials4py.core.SUNAdjointStepper_`, *tout*: *float*, *sens*: `sundials4py.core._generic_N_Vector`) → `tuple[int, float]`

See `SUNAdjointStepper_Evolve()`.

`sundials4py.core.SUNAdjointStepper_GetNumRecompute`(*adj_stepper*: `sundials4py.core.SUNAdjointStepper_`) → `tuple[int, int]`

See `SUNAdjointStepper_GetNumRecompute()`.

`sundials4py.core.SUNAdjointStepper_GetNumSteps`(*adj_stepper*: `sundials4py.core.SUNAdjointStepper_`) → `tuple[int, int]`

See `SUNAdjointStepper_GetNumSteps()`.

`sundials4py.core.SUNAdjointStepper_OneStep`(*adj_stepper*: `sundials4py.core.SUNAdjointStepper_`, *tout*: *float*, *sens*: `sundials4py.core._generic_N_Vector`) → `tuple[int, float]`

See `SUNAdjointStepper_OneStep()`.

`sundials4py.core.SUNAdjointStepper_PrintAllStats`(*adj_stepper*: `sundials4py.core.SUNAdjointStepper_`, *outfile*: `sundials4py.core.FILE`, *fmt*: `sundials4py.core.SUNOutputFormat`) → *int*

See `SUNAdjointStepper_PrintAllStats()`.

`sundials4py.core.SUNAdjointStepper_ReInit`(*adj*: `sundials4py.core.SUNAdjointStepper_`, *t0*: *float*, *y0*: `sundials4py.core._generic_N_Vector`, *tf*: *float*, *sf*: `sundials4py.core._generic_N_Vector`) → *int*

See `SUNAdjointStepper_ReInit()`.

`sundials4py.core.SUNAdjointStepper_RecomputeFwd`(*adj_stepper*: `sundials4py.core.SUNAdjointStepper_`, *start_idx*: *int*, *t0*: *float*, *y0*: `sundials4py.core._generic_N_Vector`, *tf*: *float*) → *int*

See `SUNAdjointStepper_RecomputeFwd()`.

`sundials4py.core.SUNAdjointStepper_SetUserData`(*param_0*: `sundials4py.core.SUNAdjointStepper_`, *user_data*: `typing_extensions.CapsuleType`) → *int*

See `SUNAdjointStepper_SetUserData()`.

`sundials4py.core.SUNBandMatrix`(*N*: int, *mu*: int, *ml*: int, *sunctx*: `sundials4py.core.SUNContext_`) → `sundials4py.core._generic_SUNMatrix`

`nb::keep_alive<0, 4>()`

See `SUNBandMatrix()`.

`sundials4py.core.SUNBandMatrixStorage`(*N*: int, *mu*: int, *ml*: int, *smu*: int, *sunctx*: `sundials4py.core.SUNContext_`) → `sundials4py.core._generic_SUNMatrix`

`nb::keep_alive<0, 5>()`

See `SUNBandMatrixStorage()`.

`sundials4py.core.SUNBandMatrix_Columns`(*A*: `sundials4py.core._generic_SUNMatrix`) → int

See `SUNBandMatrix_Columns()`.

`sundials4py.core.SUNBandMatrix_Data`(*A*: `sundials4py.core._generic_SUNMatrix`) → `numpy.ndarray`[`dtype=float64`, `shape=(*)`, `order='C'`]

See `SUNBandMatrix_Data()`.

`sundials4py.core.SUNBandMatrix_LData`(*A*: `sundials4py.core._generic_SUNMatrix`) → int

See `SUNBandMatrix_LData()`.

`sundials4py.core.SUNBandMatrix_LDim`(*A*: `sundials4py.core._generic_SUNMatrix`) → int

See `SUNBandMatrix_LDim()`.

`sundials4py.core.SUNBandMatrix_LowerBandwidth`(*A*: `sundials4py.core._generic_SUNMatrix`) → int

See `SUNBandMatrix_LowerBandwidth()`.

`sundials4py.core.SUNBandMatrix_Print`(*A*: `sundials4py.core._generic_SUNMatrix`, *outfile*: `sundials4py.core.FILE`) → None

See `SUNBandMatrix_Print()`.

`sundials4py.core.SUNBandMatrix_Rows`(*A*: `sundials4py.core._generic_SUNMatrix`) → int

See `SUNBandMatrix_Rows()`.

`sundials4py.core.SUNBandMatrix_StoredUpperBandwidth`(*A*: `sundials4py.core._generic_SUNMatrix`) → int

See `SUNBandMatrix_StoredUpperBandwidth()`.

`sundials4py.core.SUNBandMatrix_UpperBandwidth`(*A*: `sundials4py.core._generic_SUNMatrix`) → int

See `SUNBandMatrix_UpperBandwidth()`.

`sundials4py.core.SUNClassicalGS`(*v_1d*: `collections.abc.Sequence`[`sundials4py.core._generic_N_Vector`], *h_2d*: `numpy.ndarray`[`dtype=float64`, `shape=(*)`, `order='C'`], *k*: int, *p*: int, *stemp_1d*: `numpy.ndarray`[`dtype=float64`, `shape=(*)`, `order='C'`], *vtemp_1d*: `collections.abc.Sequence`[`sundials4py.core._generic_N_Vector`]) → `tuple`[int, float]

See `SUNClassicalGS()`.

`sundials4py.core.SUNContext_ClearErrHandlers`(*sunctx*: `sundials4py.core.SUNContext_`) → int

See `SUNContext_ClearErrHandlers()`.

`sundials4py.core.SUNContext_Create`(*comm*: int) → `tuple`[int, `sundials4py.core.SUNContext_`]

See `SUNContext_Create()`.

`sundials4py.core.SUNContext_GetLastError(sunctx: sundials4py.core.SUNContext_) → int`
See [`SUNContext_GetLastError\(\)`](#).

`sundials4py.core.SUNContext_GetLogger(sunctx: sundials4py.core.SUNContext_) → tuple[int, sundials4py.core.SUNLogger_]`
nb::rv_policy::reference
See [`SUNContext_GetLogger\(\)`](#).

`sundials4py.core.SUNContext_GetProfiler(sunctx: sundials4py.core.SUNContext_) → tuple[int, sundials4py.core.SUNProfiler_]`
nb::rv_policy::reference
See [`SUNContext_GetProfiler\(\)`](#).

`sundials4py.core.SUNContext_PeekLastError(sunctx: sundials4py.core.SUNContext_) → int`
See [`SUNContext_PeekLastError\(\)`](#).

`sundials4py.core.SUNContext_PopErrorHandler(arg: sundials4py.core.SUNContext_, /) → int`
See [`SUNContext_PopErrorHandler\(\)`](#).

`sundials4py.core.SUNContext_PushErrorHandler(arg0: sundials4py.core.SUNContext_, arg1: collections.abc.Callable[[int, str, str, str, int, typing_extensions.CapsuleType, sundials4py.core.SUNContext_], None], /) → sundials4py.core.SUNErrCode`
See [`SUNContext_PushErrorHandler\(\)`](#).

`sundials4py.core.SUNContext_SetLogger(sunctx: sundials4py.core.SUNContext_, logger: sundials4py.core.SUNLogger_) → int`
See [`SUNContext_SetLogger\(\)`](#).

`sundials4py.core.SUNContext_SetProfiler(sunctx: sundials4py.core.SUNContext_, profiler: sundials4py.core.SUNProfiler_) → int`
See [`SUNContext_SetProfiler\(\)`](#).

`sundials4py.core.SUNDenseMatrix(M: int, N: int, sunctx: sundials4py.core.SUNContext_) → sundials4py.core._generic_SUNMatrix`
nb::keep_alive<0, 3>()
See [`SUNDenseMatrix\(\)`](#).

`sundials4py.core.SUNDenseMatrix_Columns(A: sundials4py.core._generic_SUNMatrix) → int`
See [`SUNDenseMatrix_Columns\(\)`](#).

`sundials4py.core.SUNDenseMatrix_Data(A: sundials4py.core._generic_SUNMatrix) → numpy.ndarray[dtype=float64, shape=(*, *), order='F']`
See [`SUNDenseMatrix_Data\(\)`](#).

`sundials4py.core.SUNDenseMatrix_LData(A: sundials4py.core._generic_SUNMatrix) → int`
See [`SUNDenseMatrix_LData\(\)`](#).

`sundials4py.core.SUNDenseMatrix_Print(A: sundials4py.core._generic_SUNMatrix, outfile: sundials4py.core.FILE) → None`
See [`SUNDenseMatrix_Print\(\)`](#).

`sundials4py.core.SUNDenseMatrix_Rows(A: sundials4py.core._generic_SUNMatrix) → int`
See [`SUNDenseMatrix_Rows\(\)`](#).

`sundials4py.core.SUNDomEigEstimator_Estimate`(*DEE*: `sundials4py.core.SUNDomEigEstimator_`) →
tuple[int, float, float]

See `SUNDomEigEstimator_Estimate()`.

`sundials4py.core.SUNDomEigEstimator_GetNumATimesCalls`(*DEE*:
`sundials4py.core.SUNDomEigEstimator_`) →
tuple[int, int]

See `SUNDomEigEstimator_GetNumATimesCalls()`.

`sundials4py.core.SUNDomEigEstimator_GetNumIters`(*DEE*: `sundials4py.core.SUNDomEigEstimator_`) →
tuple[int, int]

See `SUNDomEigEstimator_GetNumIters()`.

`sundials4py.core.SUNDomEigEstimator_GetRes`(*DEE*: `sundials4py.core.SUNDomEigEstimator_`) →
tuple[int, float]

See `SUNDomEigEstimator_GetRes()`.

`sundials4py.core.SUNDomEigEstimator_Initialize`(*DEE*: `sundials4py.core.SUNDomEigEstimator_`) → int
See `SUNDomEigEstimator_Initialize()`.

`sundials4py.core.SUNDomEigEstimator_Power`(*q*: `sundials4py.core._generic_N_Vector`, *max_iters*: int,
rel_tol: float, *sunctx*: `sundials4py.core.SUNContext_`) →
`sundials4py.core.SUNDomEigEstimator_`

`nb::keep_alive<0, 4>()`

See `SUNDomEigEstimator_Power()`.

`sundials4py.core.SUNDomEigEstimator_SetATimes`(*DEE*: `sundials4py.core.SUNDomEigEstimator_`,
ATimes: `collections.abc.Callable[[typing_-
extensions.CapsuleType,
sundials4py.core._generic_N_Vector,
sundials4py.core._generic_N_Vector], int] | None`) → int

See `SUNDomEigEstimator_SetATimes()`.

`sundials4py.core.SUNDomEigEstimator_SetInitialGuess`(*DEE*: `sundials4py.core.SUNDomEigEstimator_`,
q: `sundials4py.core._generic_N_Vector`) → int

See `SUNDomEigEstimator_SetInitialGuess()`.

`sundials4py.core.SUNDomEigEstimator_SetMaxIters`(*DEE*: `sundials4py.core.SUNDomEigEstimator_`,
max_iters: int) → int

See `SUNDomEigEstimator_SetMaxIters()`.

`sundials4py.core.SUNDomEigEstimator_SetNumPreprocessIters`(*DEE*: `sundi-
als4py.core.SUNDomEigEstimator_`,
num_iters: int) → int

See `SUNDomEigEstimator_SetNumPreprocessIters()`.

`sundials4py.core.SUNDomEigEstimator_SetOptions`(*self*: `sundials4py.core.SUNDomEigEstimator_`, *id*: str,
file_name: str, *argc*: int, *args*:
`collections.abc.Sequence[str]`) → int

See `SUNDomEigEstimator_SetOptions()`.

`sundials4py.core.SUNDomEigEstimator_SetRelTol`(*DEE*: `sundials4py.core.SUNDomEigEstimator_`, *tol*:
float) → int

See `SUNDomEigEstimator_SetRelTol()`.

`sundials4py.core.SUNDomEigEstimator_Write(DEE: sundials4py.core.SUNDomEigEstimator_, outfile: sundials4py.core.FILE) → int`

See `SUNDomEigEstimator_Write()`.

`sundials4py.core.SUNFileOpen(arg0: str, arg1: str, /) → tuple[int, sundials4py.core.FILE]`

See `SUNFileOpen()`.

`sundials4py.core.SUNGetErrMsg(code: int) → str`

See `SUNGetErrMsg()`.

`sundials4py.core.SUNLinSolGetID(S: sundials4py.core._generic_SUNLinearSolver) → sundials4py.core.SUNLinearSolver_ID`

See `SUNLinSolGetID()`.

`sundials4py.core.SUNLinSolGetType(S: sundials4py.core._generic_SUNLinearSolver) → sundials4py.core.SUNLinearSolver_Type`

See `SUNLinSolGetType()`.

`sundials4py.core.SUNLinSolInitialize(S: sundials4py.core._generic_SUNLinearSolver) → int`

See `SUNLinSolInitialize()`.

`sundials4py.core.SUNLinSolLastFlag(S: sundials4py.core._generic_SUNLinearSolver) → int`

See `SUNLinSolLastFlag()`.

`sundials4py.core.SUNLinSolNumIters(S: sundials4py.core._generic_SUNLinearSolver) → int`

See `SUNLinSolNumIters()`.

`sundials4py.core.SUNLinSolResNorm(S: sundials4py.core._generic_SUNLinearSolver) → float`

See `SUNLinSolResNorm()`.

`sundials4py.core.SUNLinSolResid(S: sundials4py.core._generic_SUNLinearSolver) → sundials4py.core._generic_N_Vector`

nb::rv_policy::reference

See `SUNLinSolResid()`.

`sundials4py.core.SUNLinSolSetATimes(LS: sundials4py.core._generic_SUNLinearSolver, ATimes: collections.abc.Callable[[typing_extensions.CapsuleType, sundials4py.core._generic_N_Vector, sundials4py.core._generic_N_Vector], int] | None) → int`

See `SUNLinSolSetATimes()`.

`sundials4py.core.SUNLinSolSetOptions(self: sundials4py.core._generic_SUNLinearSolver, id: str, file_name: str, argc: int, args: collections.abc.Sequence[str]) → int`

See `SUNLinSolSetOptions()`.

`sundials4py.core.SUNLinSolSetPreconditioner(LS: sundials4py.core._generic_SUNLinearSolver, PSetupFn: collections.abc.Callable[[typing_extensions.CapsuleType], int] | None, PSolveFn: collections.abc.Callable[[typing_extensions.CapsuleType], int]) → int`

See `SUNLinSolSetPreconditioner()`.

`sundials4py.core.SUNLinSolSetScalingVectors(S: sundials4py.core._generic_SUNLinearSolver, s1: sundials4py.core._generic_N_Vector, s2: sundials4py.core._generic_N_Vector) → int`

See *SUNLinSolSetScalingVectors()*.

`sundials4py.core.SUNLinSolSetZeroGuess(S: sundials4py.core._generic_SUNLinearSolver, onoff: int) → int`

See *SUNLinSolSetZeroGuess()*.

`sundials4py.core.SUNLinSolSetup(S: sundials4py.core._generic_SUNLinearSolver, A: sundials4py.core._generic_SUNMatrix | None = None) → int`

See *SUNLinSolSetup()*.

`sundials4py.core.SUNLinSolSolve(S: sundials4py.core._generic_SUNLinearSolver, A: sundials4py.core._generic_SUNMatrix | None, x: sundials4py.core._generic_N_Vector, b: sundials4py.core._generic_N_Vector, tol: float) → int`

See *SUNLinSolSolve()*.

`sundials4py.core.SUNLinSol_Band(y: sundials4py.core._generic_N_Vector, A: sundials4py.core._generic_SUNMatrix, sunctx: sundials4py.core.SUNContext_) → sundials4py.core._generic_SUNLinearSolver`

`nb::keep_alive<0, 3>()`

See *SUNLinSol_Band()*.

`sundials4py.core.SUNLinSol_Dense(y: sundials4py.core._generic_N_Vector, A: sundials4py.core._generic_SUNMatrix, sunctx: sundials4py.core.SUNContext_) → sundials4py.core._generic_SUNLinearSolver`

`nb::keep_alive<0, 3>()`

See *SUNLinSol_Dense()*.

`sundials4py.core.SUNLinSol_PCG(y: sundials4py.core._generic_N_Vector, pretype: int, maxl: int, sunctx: sundials4py.core.SUNContext_) → sundials4py.core._generic_SUNLinearSolver`

`nb::keep_alive<0, 4>()`

See *SUNLinSol_PCG()*.

`sundials4py.core.SUNLinSol_PCGSetMaxl(S: sundials4py.core._generic_SUNLinearSolver, maxl: int) → int`

See *SUNLinSol_PCGSetMaxl()*.

`sundials4py.core.SUNLinSol_PCGSetPrecType(S: sundials4py.core._generic_SUNLinearSolver, pretype: int) → int`

See *SUNLinSol_PCGSetPrecType()*.

`sundials4py.core.SUNLinSol_SPBCGS(y: sundials4py.core._generic_N_Vector, pretype: int, maxl: int, sunctx: sundials4py.core.SUNContext_) → sundials4py.core._generic_SUNLinearSolver`

`nb::keep_alive<0, 4>()`

See *SUNLinSol_SPBCGS()*.

`sundials4py.core.SUNLinSol_SPBCGSSetMaxl(S: sundials4py.core._generic_SUNLinearSolver, maxl: int) → int`

See *SUNLinSol_SPBCGSSetMaxl()*.

`sundials4py.core.SUNLinSol_SPBCGSSetPrecType`(*S*: `sundials4py.core._generic_SUNLinearSolver`, *pretype*: *int*) → *int*

See `SUNLinSol_SPBCGSSetPrecType()`.

`sundials4py.core.SUNLinSol_SPFGMR`(*y*: `sundials4py.core._generic_N_Vector`, *pretype*: *int*, *maxl*: *int*, *sunctx*: `sundials4py.core.SUNContext_`) → `sundials4py.core._generic_SUNLinearSolver`

`nb::keep_alive<0, 4>()`

See `SUNLinSol_SPFGMR()`.

`sundials4py.core.SUNLinSol_SPFGMRSetGSType`(*S*: `sundials4py.core._generic_SUNLinearSolver`, *gstype*: *int*) → *int*

See `SUNLinSol_SPFGMRSetGSType()`.

`sundials4py.core.SUNLinSol_SPFGMRSetMaxRestarts`(*S*: `sundials4py.core._generic_SUNLinearSolver`, *maxrs*: *int*) → *int*

See `SUNLinSol_SPFGMRSetMaxRestarts()`.

`sundials4py.core.SUNLinSol_SPFGMRSetPrecType`(*S*: `sundials4py.core._generic_SUNLinearSolver`, *pretype*: *int*) → *int*

See `SUNLinSol_SPFGMRSetPrecType()`.

`sundials4py.core.SUNLinSol_SPGMR`(*y*: `sundials4py.core._generic_N_Vector`, *pretype*: *int*, *maxl*: *int*, *sunctx*: `sundials4py.core.SUNContext_`) → `sundials4py.core._generic_SUNLinearSolver`

`nb::keep_alive<0, 4>()`

See `SUNLinSol_SPGMR()`.

`sundials4py.core.SUNLinSol_SPGMRSetGSType`(*S*: `sundials4py.core._generic_SUNLinearSolver`, *gstype*: *int*) → *int*

See `SUNLinSol_SPGMRSetGSType()`.

`sundials4py.core.SUNLinSol_SPGMRSetMaxRestarts`(*S*: `sundials4py.core._generic_SUNLinearSolver`, *maxrs*: *int*) → *int*

See `SUNLinSol_SPGMRSetMaxRestarts()`.

`sundials4py.core.SUNLinSol_SPGMRSetPrecType`(*S*: `sundials4py.core._generic_SUNLinearSolver`, *pretype*: *int*) → *int*

See `SUNLinSol_SPGMRSetPrecType()`.

`sundials4py.core.SUNLinSol_SPTFQMR`(*y*: `sundials4py.core._generic_N_Vector`, *pretype*: *int*, *maxl*: *int*, *sunctx*: `sundials4py.core.SUNContext_`) → `sundials4py.core._generic_SUNLinearSolver`

`nb::keep_alive<0, 4>()`

See `SUNLinSol_SPTFQMR()`.

`sundials4py.core.SUNLinSol_SPTFQMRSetMaxl`(*S*: `sundials4py.core._generic_SUNLinearSolver`, *maxl*: *int*) → *int*

See `SUNLinSol_SPTFQMRSetMaxl()`.

`sundials4py.core.SUNLinSol_SPTFQMRSetPrecType`(*S*: `sundials4py.core._generic_SUNLinearSolver`, *pretype*: *int*) → *int*

See `SUNLinSol_SPTFQMRSetPrecType()`.

`sundials4py.core.SUNLogErrHandlerFn`(*line: int, func: str, file: str, msg: str, err_code: int, err_user_data: typing_extensions.CapsuleType, sunctx: sundials4py.core.SUNContext_*) → None

See `SUNLogErrHandlerFn()`.

`sundials4py.core.SUNLogger_Create`(*comm: int, output_rank: int*) → tuple[int, *sundials4py.core.SUNLogger_*]

See `SUNLogger_Create()`.

`sundials4py.core.SUNLogger_CreateFromEnv`(*comm: int*) → tuple[int, *sundials4py.core.SUNLogger_*]

See `SUNLogger_CreateFromEnv()`.

`sundials4py.core.SUNLogger_Flush`(*logger: sundials4py.core.SUNLogger_, lvl: sundials4py.core.SUNLogLevel*) → int

See `SUNLogger_Flush()`.

`sundials4py.core.SUNLogger_GetOutputRank`(*logger: sundials4py.core.SUNLogger_*) → tuple[int, int]

See `SUNLogger_GetOutputRank()`.

`sundials4py.core.SUNLogger_QueueMsg`(*logger: sundials4py.core.SUNLogger_, lvl: sundials4py.core.SUNLogLevel, scope: str, label: str, msg_txt: str*) → int

See `SUNLogger_QueueMsg()`.

`sundials4py.core.SUNLogger_SetDebugFilename`(*logger: sundials4py.core.SUNLogger_, debug_filename: str*) → int

See `SUNLogger_SetDebugFilename()`.

`sundials4py.core.SUNLogger_SetErrorFilename`(*logger: sundials4py.core.SUNLogger_, error_filename: str*) → int

See `SUNLogger_SetErrorFilename()`.

`sundials4py.core.SUNLogger_SetInfoFilename`(*logger: sundials4py.core.SUNLogger_, info_filename: str*) → int

See `SUNLogger_SetInfoFilename()`.

`sundials4py.core.SUNLogger_SetWarningFilename`(*logger: sundials4py.core.SUNLogger_, warning_filename: str*) → int

See `SUNLogger_SetWarningFilename()`.

`sundials4py.core.SUNMatClone`(*A: sundials4py.core._generic_SUNMatrix*) → *sundials4py.core._generic_SUNMatrix*

See `SUNMatClone()`.

`sundials4py.core.SUNMatCopy`(*A: sundials4py.core._generic_SUNMatrix, B: sundials4py.core._generic_SUNMatrix*) → int

See `SUNMatCopy()`.

`sundials4py.core.SUNMatGetID`(*A: sundials4py.core._generic_SUNMatrix*) → *sundials4py.core.SUNMatrix_ID*

See `SUNMatGetID()`.

`sundials4py.core.SUNMatHermitianTransposeVec`(*A: sundials4py.core._generic_SUNMatrix, x: sundials4py.core._generic_N_Vector, y: sundials4py.core._generic_N_Vector*) → int

See `SUNMatHermitianTransposeVec()`.

`sundials4py.core.SUNMatMatvec`(*A*: `sundials4py.core._generic_SUNMatrix`, *x*:
`sundials4py.core._generic_N_Vector`, *y*:
`sundials4py.core._generic_N_Vector`) → `int`

See `SUNMatMatvec()`.

`sundials4py.core.SUNMatMatvecSetup`(*A*: `sundials4py.core._generic_SUNMatrix`) → `int`

See `SUNMatMatvecSetup()`.

`sundials4py.core.SUNMatScaleAdd`(*c*: `float`, *A*: `sundials4py.core._generic_SUNMatrix`, *B*:
`sundials4py.core._generic_SUNMatrix`) → `int`

See `SUNMatScaleAdd()`.

`sundials4py.core.SUNMatScaleAddI`(*c*: `float`, *A*: `sundials4py.core._generic_SUNMatrix`) → `int`

See `SUNMatScaleAddI()`.

`sundials4py.core.SUNMatZero`(*A*: `sundials4py.core._generic_SUNMatrix`) → `int`

See `SUNMatZero()`.

`sundials4py.core.SUNMemoryHelper_Clone`(*param_0*: `sundials4py.core.SUNMemoryHelper_`) →
`sundials4py.core.SUNMemoryHelper_`

See `SUNMemoryHelper_Clone()`.

`sundials4py.core.SUNMemoryHelper_ImplementsRequiredOps`(*param_0*:
`sundials4py.core.SUNMemoryHelper_`) →
`int`

See `SUNMemoryHelper_ImplementsRequiredOps()`.

`sundials4py.core.SUNMemoryHelper_SetDefaultQueue`(*param_0*: `sundials4py.core.SUNMemoryHelper_`,
queue: `typing_extensions.CapsuleType`) → `int`

See `SUNMemoryHelper_SetDefaultQueue()`.

`sundials4py.core.SUNMemoryHelper_Sys`(*sunctx*: `sundials4py.core.SUNContext_`) →
`sundials4py.core.SUNMemoryHelper_`

`nb::keep_alive<0, 1>()`

See `SUNMemoryHelper_Sys()`.

`sundials4py.core.SUNModifiedGS`(*v_1d*: `collections.abc.Sequence[sundials4py.core._generic_N_Vector]`,
h_2d: `numpy.ndarray[dtype=float64, shape=(*, order='C'), k: int, p: int]`
→ `tuple[int, float]`

See `SUNModifiedGS()`.

`sundials4py.core.SUNNonlinSolGetCurIter`(*NLS*: `sundials4py.core._generic_SUNNonlinearSolver`) →
`tuple[int, int]`

See `SUNNonlinSolGetCurIter()`.

`sundials4py.core.SUNNonlinSolGetNumConvFails`(*NLS*: `sundials4py.core._generic_SUNNonlinearSolver`)
→ `tuple[int, int]`

See `SUNNonlinSolGetNumConvFails()`.

`sundials4py.core.SUNNonlinSolGetNumIters`(*NLS*: `sundials4py.core._generic_SUNNonlinearSolver`) →
`tuple[int, int]`

See `SUNNonlinSolGetNumIters()`.

`sundials4py.core.SUNNonlinSolGetType`(*NLS*: `sundials4py.core._generic_SUNNonlinearSolver`) →
`sundials4py.core.SUNNonlinearSolver_Type`

See `SUNNonlinSolGetType()`.

`sundials4py.core.SUNNonlinSolInitialize(NLS: sundials4py.core._generic_SUNNonlinearSolver) → int`
 See `SUNNonlinSolInitialize()`.

`sundials4py.core.SUNNonlinSolSetConvTestFn(NLS: sundials4py.core._generic_SUNNonlinearSolver, CTestFn: collections.abc.Callable[[sundials4py.core._generic_SUNNonlinearSolver, sundials4py.core._generic_N_Vector, sundials4py.core._generic_N_Vector, float, sundials4py.core._generic_N_Vector, typing_extensions.CapsuleType], int] | None) → int`
 See `SUNNonlinSolSetConvTestFn()`.

`sundials4py.core.SUNNonlinSolSetDamping_FixedPoint(NLS: sundials4py.core._generic_SUNNonlinearSolver, beta: float) → int`
 See `SUNNonlinSolSetDamping_FixedPoint()`.

`sundials4py.core.SUNNonlinSolSetLSetupFn(NLS: sundials4py.core._generic_SUNNonlinearSolver, SetupFn: collections.abc.Callable[[int, typing_extensions.CapsuleType], tuple[int, int]] | None) → int`
 See `SUNNonlinSolSetLSetupFn()`.

`sundials4py.core.SUNNonlinSolSetLSolveFn(NLS: sundials4py.core._generic_SUNNonlinearSolver, SolveFn: collections.abc.Callable[[sundials4py.core._generic_N_Vector, typing_extensions.CapsuleType], int] | None) → int`
 See `SUNNonlinSolSetLSolveFn()`.

`sundials4py.core.SUNNonlinSolSetMaxIters(NLS: sundials4py.core._generic_SUNNonlinearSolver, maxiters: int) → int`
 See `SUNNonlinSolSetMaxIters()`.

`sundials4py.core.SUNNonlinSolSetOptions(self: sundials4py.core._generic_SUNNonlinearSolver, id: str, file_name: str, argc: int, args: collections.abc.Sequence[str]) → int`
 See `SUNNonlinSolSetOptions()`.

`sundials4py.core.SUNNonlinSolSetSysFn(NLS: sundials4py.core._generic_SUNNonlinearSolver, SysFn: collections.abc.Callable[[sundials4py.core._generic_N_Vector, sundials4py.core._generic_N_Vector, typing_extensions.CapsuleType], int] | None) → int`
 See `SUNNonlinSolSetSysFn()`.

`sundials4py.core.SUNNonlinSolSetup(NLS: sundials4py.core._generic_SUNNonlinearSolver, y: sundials4py.core._generic_N_Vector) → int`
 See `SUNNonlinSolSetup()`.

`sundials4py.core.SUNNonlinSolSolve(NLS: sundials4py.core._generic_SUNNonlinearSolver, y0: sundials4py.core._generic_N_Vector, y: sundials4py.core._generic_N_Vector, w: sundials4py.core._generic_N_Vector, tol: float, callLSetup: int) → int`
 See `SUNNonlinSolSolve()`.

`sundials4py.core.SUNNonlinSol_FixedPoint(y: sundials4py.core._generic_N_Vector, m: int, sunctx: sundials4py.core.SUNContext_) → sundials4py.core._generic_SUNNonlinearSolver`

`nb::keep_alive<0, 3>()`

See `SUNNonlinSol_FixedPoint()`.

`sundials4py.core.SUNNonlinSol_FixedPointSens(count: int, y: sundials4py.core._generic_N_Vector, m: int, sunctx: sundials4py.core.SUNContext_) → sundials4py.core._generic_SUNNonlinearSolver`

`nb::keep_alive<0, 4>()`

See `SUNNonlinSol_FixedPointSens()`.

`sundials4py.core.SUNNonlinSol_Newton(y: sundials4py.core._generic_N_Vector, sunctx: sundials4py.core.SUNContext_) → sundials4py.core._generic_SUNNonlinearSolver`

`nb::keep_alive<0, 2>()`

See `SUNNonlinSol_Newton()`.

`sundials4py.core.SUNNonlinSol_NewtonSens(count: int, y: sundials4py.core._generic_N_Vector, sunctx: sundials4py.core.SUNContext_) → sundials4py.core._generic_SUNNonlinearSolver`

`nb::keep_alive<0, 3>()`

See `SUNNonlinSol_NewtonSens()`.

`sundials4py.core.SUNProfiler_Begin(p: sundials4py.core.SUNProfiler_, name: str) → int`

See `SUNProfiler_Begin()`.

`sundials4py.core.SUNProfiler_Create(comm: int, title: str) → tuple[int, sundials4py.core.SUNProfiler_]`

See `SUNProfiler_Create()`.

`sundials4py.core.SUNProfiler_End(p: sundials4py.core.SUNProfiler_, name: str) → int`

See `SUNProfiler_End()`.

`sundials4py.core.SUNProfiler_GetElapsedTime(p: sundials4py.core.SUNProfiler_, name: str) → tuple[int, float]`

See `SUNProfiler_GetElapsedTime()`.

`sundials4py.core.SUNProfiler_GetTimerResolution(p: sundials4py.core.SUNProfiler_) → tuple[int, float]`

See `SUNProfiler_GetTimerResolution()`.

`sundials4py.core.SUNProfiler_Print(p: sundials4py.core.SUNProfiler_, fp: sundials4py.core.FILE) → int`

See `SUNProfiler_Print()`.

`sundials4py.core.SUNProfiler_Reset(p: sundials4py.core.SUNProfiler_) → int`

See `SUNProfiler_Reset()`.

`sundials4py.core.SUNQRAdd_CGS2(Q_1d: collections.abc.Sequence[sundials4py.core._generic_N_Vector], R_1d: numpy.ndarray[dtype=float64, shape=(*,), order='C'], df: sundials4py.core._generic_N_Vector, m: int, mMax: int, QRdata: typing_extensions.CapsuleType) → int`

See `SUNQRAdd_CGS2()`.

`sundials4py.core.SUNQRAdd_DCGS2(Q_1d: collections.abc.Sequence[sundials4py.core._generic_N_Vector], R_1d: numpy.ndarray[dtype=float64, shape=(*,), order='C'], df: sundials4py.core._generic_N_Vector, m: int, mMax: int, QRdata: typing_extensions.CapsuleType) → int`

See `SUNQRAdd_DCGS2()`.

`sundials4py.core.SUNQRAdd_DCGS2_SB(Q_Id:`
 collections.abc.Sequence[sundials4py.core._generic_N_Vector], R_Id:
 numpy.ndarray[dtype=float64, shape=(), order='C'], df:*
 sundials4py.core._generic_N_Vector, m: int, mMax: int, QRdata:
 typing_extensions.CapsuleType) → int

See `SUNQRAdd_DCGS2_SB()`.

`sundials4py.core.SUNQRAdd_ICWY(Q_Id: collections.abc.Sequence[sundials4py.core._generic_N_Vector],`
 R_Id: numpy.ndarray[dtype=float64, shape=(), order='C'], df:*
 sundials4py.core._generic_N_Vector, m: int, mMax: int, QRdata:
 typing_extensions.CapsuleType) → int

See `SUNQRAdd_ICWY()`.

`sundials4py.core.SUNQRAdd_ICWY_SB(Q_Id: collections.abc.Sequence[sundials4py.core._generic_N_Vector],`
 R_Id: numpy.ndarray[dtype=float64, shape=(), order='C'], df:*
 sundials4py.core._generic_N_Vector, m: int, mMax: int, QRdata:
 typing_extensions.CapsuleType) → int

See `SUNQRAdd_ICWY_SB()`.

`sundials4py.core.SUNQRAdd_MGS(Q_Id: collections.abc.Sequence[sundials4py.core._generic_N_Vector],`
 R_Id: numpy.ndarray[dtype=float64, shape=(), order='C'], df:*
 sundials4py.core._generic_N_Vector, m: int, mMax: int, QRdata:
 typing_extensions.CapsuleType) → int

See `SUNQRAdd_MGS()`.

`sundials4py.core.SUNQRfact(n: int, h_2d: numpy.ndarray[dtype=float64, shape=(*), order='C'], q_1d:`
 numpy.ndarray[dtype=float64, shape=(), order='C'], job: int) → int*

See `SUNQRfact()`.

`sundials4py.core.SUNQRsol(n: int, h_2d: numpy.ndarray[dtype=float64, shape=(*), order='C'], q_1d:`
 numpy.ndarray[dtype=float64, shape=(), order='C'], b_1d:*
 numpy.ndarray[dtype=float64, shape=(), order='C']) → int*

See `SUNQRsol()`.

`sundials4py.core.SUNSparseFromBandMatrix(A: sundials4py.core._generic_SUNMatrix, droptol: float,`
 *sparsetype: int) → *sundials4py.core._generic_SUNMatrix**

See `SUNSparseFromBandMatrix()`.

`sundials4py.core.SUNSparseFromDenseMatrix(A: sundials4py.core._generic_SUNMatrix, droptol: float,`
 *sparsetype: int) → *sundials4py.core._generic_SUNMatrix**

See `SUNSparseFromDenseMatrix()`.

`sundials4py.core.SUNSparseMatrix(M: int, N: int, NNZ: int, sparsetype: int, sunctx:`
 sundials4py.core.SUNContext_) →
 sundials4py.core._generic_SUNMatrix

`nb::keep_alive<0, 5>()`

See `SUNSparseMatrix()`.

`sundials4py.core.SUNSparseMatrix_Columns(A: sundials4py.core._generic_SUNMatrix) → int`

See `SUNSparseMatrix_Columns()`.

`sundials4py.core.SUNSparseMatrix_Data(A: sundials4py.core._generic_SUNMatrix) →`
 numpy.ndarray[dtype=float64, shape=(), order='C']*

See `SUNSparseMatrix_Data()`.

`sundials4py.core.SUNSparseMatrix_IndexPointers`(A: `sundials4py.core._generic_SUNMatrix`) →
`numpy.ndarray`[dtype=int64, shape=(*), order='C']

See `SUNSparseMatrix_IndexPointers()`.

`sundials4py.core.SUNSparseMatrix_IndexValues`(A: `sundials4py.core._generic_SUNMatrix`) →
`numpy.ndarray`[dtype=int64, shape=(*), order='C']

See `SUNSparseMatrix_IndexValues()`.

`sundials4py.core.SUNSparseMatrix_NNZ`(A: `sundials4py.core._generic_SUNMatrix`) → int

See `SUNSparseMatrix_NNZ()`.

`sundials4py.core.SUNSparseMatrix_NP`(A: `sundials4py.core._generic_SUNMatrix`) → int

See `SUNSparseMatrix_NP()`.

`sundials4py.core.SUNSparseMatrix_Print`(A: `sundials4py.core._generic_SUNMatrix`, *outfile*:
`sundials4py.core.FILE`) → None

See `SUNSparseMatrix_Print()`.

`sundials4py.core.SUNSparseMatrix_Realloc`(A: `sundials4py.core._generic_SUNMatrix`) → int

See `SUNSparseMatrix_Realloc()`.

`sundials4py.core.SUNSparseMatrix_Reallocate`(A: `sundials4py.core._generic_SUNMatrix`, *NNZ*: int) → int

See `SUNSparseMatrix_Reallocate()`.

`sundials4py.core.SUNSparseMatrix_Rows`(A: `sundials4py.core._generic_SUNMatrix`) → int

See `SUNSparseMatrix_Rows()`.

`sundials4py.core.SUNSparseMatrix_SparseType`(A: `sundials4py.core._generic_SUNMatrix`) → int

See `SUNSparseMatrix_SparseType()`.

`sundials4py.core.SUNSparseMatrix_ToCSC`(A: `sundials4py.core._generic_SUNMatrix`) → tuple[int,
`sundials4py.core._generic_SUNMatrix`]

See `SUNSparseMatrix_ToCSC()`.

`sundials4py.core.SUNSparseMatrix_ToCSR`(A: `sundials4py.core._generic_SUNMatrix`) → tuple[int,
`sundials4py.core._generic_SUNMatrix`]

See `SUNSparseMatrix_ToCSR()`.

`sundials4py.core.SUNStepper_Create`(*sunctx*: `sundials4py.core.SUNContext_`) → tuple[int,
`sundials4py.core.SUNStepper_`]

`nb::call_policy<sundials4py::returns_references_to<1, 1>>()`

See `SUNStepper_Create()`.

`sundials4py.core.SUNStepper_Evolve`(*stepper*: `sundials4py.core.SUNStepper_`, *tout*: float, *vret*:
`sundials4py.core._generic_N_Vector`) → tuple[int, float]

See `SUNStepper_Evolve()`.

`sundials4py.core.SUNStepper_FullRhs`(*stepper*: `sundials4py.core.SUNStepper_`, *t*: float, *v*:
`sundials4py.core._generic_N_Vector`, *f*:
`sundials4py.core._generic_N_Vector`, *mode*:
`sundials4py.core.SUNFullRhsMode`) → int

See `SUNStepper_FullRhs()`.

`sundials4py.core.SUNStepper_GetLastFlag`(*stepper*: `sundials4py.core.SUNStepper_`) → tuple[int, int]

See `SUNStepper_GetLastFlag()`.

`sundials4py.core.SUNStepper_GetNumSteps`(*stepper*: `sundials4py.core.SUNStepper_`) → tuple[int, int]
 See `SUNStepper_GetNumSteps()`.

`sundials4py.core.SUNStepper_OneStep`(*stepper*: `sundials4py.core.SUNStepper_`, *tout*: float, *vret*: `sundials4py.core._generic_N_Vector`) → tuple[int, float]
 See `SUNStepper_OneStep()`.

`sundials4py.core.SUNStepper_ReInit`(*stepper*: `sundials4py.core.SUNStepper_`, *t0*: float, *v0*: `sundials4py.core._generic_N_Vector`) → int
 See `SUNStepper_ReInit()`.

`sundials4py.core.SUNStepper_Reset`(*stepper*: `sundials4py.core.SUNStepper_`, *tR*: float, *vR*: `sundials4py.core._generic_N_Vector`) → int
 See `SUNStepper_Reset()`.

`sundials4py.core.SUNStepper_ResetCheckpointIndex`(*stepper*: `sundials4py.core.SUNStepper_`, *ckptIdxR*: int) → int
 See `SUNStepper_ResetCheckpointIndex()`.

`sundials4py.core.SUNStepper_SetEvolveFn`(*stepper*: `sundials4py.core.SUNStepper_`, *fn*: `collections.abc.Callable`[[`sundials4py.core.SUNStepper_`, float, `sundials4py.core._generic_N_Vector`, float], int] | None) → int
 See `SUNStepper_SetEvolveFn()`.

`sundials4py.core.SUNStepper_SetForcing`(*stepper*: `sundials4py.core.SUNStepper_`, *tshift*: float, *tscale*: float, *forcing_id*: `collections.abc.Sequence`[`sundials4py.core._generic_N_Vector`], *nforcing*: int) → int
 See `SUNStepper_SetForcing()`.

`sundials4py.core.SUNStepper_SetForcingFn`(*stepper*: `sundials4py.core.SUNStepper_`, *fn*: `collections.abc.Callable`[[`sundials4py.core.SUNStepper_`, float, float, `collections.abc.Sequence`[`sundials4py.core._generic_N_Vector`], int], int] | None) → int
 See `SUNStepper_SetForcingFn()`.

`sundials4py.core.SUNStepper_SetFullRhsFn`(*stepper*: `sundials4py.core.SUNStepper_`, *fn*: `collections.abc.Callable`[[`sundials4py.core.SUNStepper_`, float, `sundials4py.core._generic_N_Vector`, `sundials4py.core._generic_N_Vector`, `sundials4py.core.SUNFullRhsMode`], int] | None) → int
 See `SUNStepper_SetFullRhsFn()`.

`sundials4py.core.SUNStepper_SetGetNumStepsFn`(*stepper*: `sundials4py.core.SUNStepper_`, *fn*: `collections.abc.Callable`[[`sundials4py.core.SUNStepper_`], tuple[int, int]] | None) → int
 See `SUNStepper_SetGetNumStepsFn()`.

`sundials4py.core.SUNStepper_SetLastFlag`(*stepper*: `sundials4py.core.SUNStepper_`, *last_flag*: int) → int
 See `SUNStepper_SetLastFlag()`.

`sundials4py.core.SUNStepper_SetOneStepFn`(*stepper*: `sundials4py.core.SUNStepper_`, *fn*: `collections.abc.Callable`[[`sundials4py.core.SUNStepper_`, float, `sundials4py.core._generic_N_Vector`, float], int] | None) → int

See `SUNStepper_SetOneStepFn()`.

`sundials4py.core.SUNStepper_SetReInitFn`(*stepper*: `sundials4py.core.SUNStepper_`, *fn*: `collections.abc.Callable[[sundials4py.core.SUNStepper_, float, sundials4py.core._generic_N_Vector], int] | None`) → int

See `SUNStepper_SetReInitFn()`.

`sundials4py.core.SUNStepper_SetResetCheckpointIndexFn`(*stepper*: `sundials4py.core.SUNStepper_`, *fn*: `collections.abc.Callable[[sundials4py.core.SUNStepper_, int], int] | None`) → int

See `SUNStepper_SetResetCheckpointIndexFn()`.

`sundials4py.core.SUNStepper_SetResetFn`(*stepper*: `sundials4py.core.SUNStepper_`, *fn*: `collections.abc.Callable[[sundials4py.core.SUNStepper_, float, sundials4py.core._generic_N_Vector], int] | None`) → int

See `SUNStepper_SetResetFn()`.

`sundials4py.core.SUNStepper_SetStepDirection`(*stepper*: `sundials4py.core.SUNStepper_`, *stepdir*: `float`) → int

See `SUNStepper_SetStepDirection()`.

`sundials4py.core.SUNStepper_SetStepDirectionFn`(*stepper*: `sundials4py.core.SUNStepper_`, *fn*: `collections.abc.Callable[[sundials4py.core.SUNStepper_, float], int] | None`) → int

See `SUNStepper_SetStepDirectionFn()`.

`sundials4py.core.SUNStepper_SetStopTime`(*stepper*: `sundials4py.core.SUNStepper_`, *tstop*: `float`) → int
See `SUNStepper_SetStopTime()`.

`sundials4py.core.SUNStepper_SetStopTimeFn`(*stepper*: `sundials4py.core.SUNStepper_`, *fn*: `collections.abc.Callable[[sundials4py.core.SUNStepper_, float], int] | None`) → int

See `SUNStepper_SetStopTimeFn()`.

14.3 cvodes Submodule

14.3.1 Classes

A submodule of ‘sundials4py’

class `sundials4py.cvodes.CNodeView`

`get`

14.3.2 Functions

`sundials4py.cvodes.CNode`(*cvode_mem*: `typing_extensions.CapsuleType`, *tout*: `float`, *yout*: `sundials4py.core._generic_N_Vector`, *itask*: `int`) → `tuple[int, float]`

Solver function

See `CNode()`.

`sundials4py.cvodes.CVodeAdjInit`(*cvode_mem*: *typing_extensions.CapsuleType*, *steps*: *int*, *interp*: *int*) → *int*
 See [`CVodeAdjInit\(\)`](#).

`sundials4py.cvodes.CVodeAdjReInit`(*cvode_mem*: *typing_extensions.CapsuleType*) → *int*
 See [`CVodeAdjReInit\(\)`](#).

`sundials4py.cvodes.CVodeB`(*cvode_mem*: *typing_extensions.CapsuleType*, *tBout*: *float*, *itaskB*: *int*) → *int*
 See [`CVodeB\(\)`](#).

`sundials4py.cvodes.CVodeClearStopTime`(*cvode_mem*: *typing_extensions.CapsuleType*) → *int*
 See [`CVodeClearStopTime\(\)`](#).

`sundials4py.cvodes.CVodeComputeState`(*cvode_mem*: *typing_extensions.CapsuleType*, *ycor*:
sundials4py.core._generic_N_Vector, *y*:
sundials4py.core._generic_N_Vector) → *int*
 See [`CVodeComputeState\(\)`](#).

`sundials4py.cvodes.CVodeComputeStateSens`(*cvode_mem*: *typing_extensions.CapsuleType*, *yScor_Id*:
collections.abc.Sequence[sundials4py.core._generic_N_
Vector], *yS_Id*:
collections.abc.Sequence[sundials4py.core._generic_N_
Vector]) →
int

See [`CVodeComputeStateSens\(\)`](#).

`sundials4py.cvodes.CVodeComputeStateSens1`(*cvode_mem*: *typing_extensions.CapsuleType*, *idx*: *int*,
yScorI: *sundials4py.core._generic_N_Vector*, *ySI*:
sundials4py.core._generic_N_Vector) → *int*

See [`CVodeComputeStateSens1\(\)`](#).

`sundials4py.cvodes.CVodeCreate`(*lmm*: *int*, *sunctx*: *sundials4py.core.SUNContext_*) →
sundials4py.cvodes.CVodeView

See [`CVodeCreate\(\)`](#).

`sundials4py.cvodes.CVodeCreateB`(*cvode_mem*: *typing_extensions.CapsuleType*, *lmmB*: *int*) → *tuple[int, int]*
 See [`CVodeCreateB\(\)`](#).

`sundials4py.cvodes.CVodeF`(*cvode_mem*: *typing_extensions.CapsuleType*, *tout*: *float*, *yout*:
sundials4py.core._generic_N_Vector, *itask*: *int*) → *tuple[int, float, int]*
 See [`CVodeF\(\)`](#).

`sundials4py.cvodes.CVodeGetActualInitStep`(*cvode_mem*: *typing_extensions.CapsuleType*) → *tuple[int,*
float]

See [`CVodeGetActualInitStep\(\)`](#).

`sundials4py.cvodes.CVodeGetAdjCVodeBmem`(*cvode_mem*: *typing_extensions.CapsuleType*, *which*: *int*) →
typing_extensions.CapsuleType

See [`CVodeGetAdjCVodeBmem\(\)`](#).

`sundials4py.cvodes.CVodeGetAdjDataPointHermite`(*cvode_mem*: *typing_extensions.CapsuleType*, *which*:
int, *y*: *sundials4py.core._generic_N_Vector* | *None* =
None, *yd*: *sundials4py.core._generic_N_Vector* | *None*
 = *None*) → *tuple[int, float]*

See [`CVodeGetAdjDataPointHermite\(\)`](#).

`sundials4py.cvodes.CVodeGetAdjDataPointPolynomial`(*cvode_mem*: *typing_extensions.CapsuleType*,
which: int, y: `sundials4py.core._generic_N_Vector`
| *None* = *None*) → tuple[int, float, int]

See `CVodeGetAdjDataPointPolynomial()`.

`sundials4py.cvodes.CVodeGetAdjY`(*cvode_mem*: *typing_extensions.CapsuleType*, t: float, y:
`sundials4py.core._generic_N_Vector`) → int

See `CVodeGetAdjY()`.

`sundials4py.cvodes.CVodeGetB`(*cvode_mem*: *typing_extensions.CapsuleType*, which: int, yB:
`sundials4py.core._generic_N_Vector`) → tuple[int, float]

See `CVodeGetB()`.

`sundials4py.cvodes.CVodeGetCurrentGamma`(*cvode_mem*: *typing_extensions.CapsuleType*) → tuple[int, float]
See `CVodeGetCurrentGamma()`.

`sundials4py.cvodes.CVodeGetCurrentOrder`(*cvode_mem*: *typing_extensions.CapsuleType*) → tuple[int, int]
See `CVodeGetCurrentOrder()`.

`sundials4py.cvodes.CVodeGetCurrentSensSolveIndex`(*cvode_mem*: *typing_extensions.CapsuleType*) →
tuple[int, int]

See `CVodeGetCurrentSensSolveIndex()`.

`sundials4py.cvodes.CVodeGetCurrentState`(*cvode_mem*: *typing_extensions.CapsuleType*) → tuple[int,
`sundials4py.core._generic_N_Vector`]

nb::rv_policy::reference

See `CVodeGetCurrentState()`.

`sundials4py.cvodes.CVodeGetCurrentStep`(*cvode_mem*: *typing_extensions.CapsuleType*) → tuple[int, float]
See `CVodeGetCurrentStep()`.

`sundials4py.cvodes.CVodeGetCurrentTime`(*cvode_mem*: *typing_extensions.CapsuleType*) → tuple[int, float]
See `CVodeGetCurrentTime()`.

`sundials4py.cvodes.CVodeGetDky`(*cvode_mem*: *typing_extensions.CapsuleType*, t: float, k: int, dky:
`sundials4py.core._generic_N_Vector`) → int

Dense output function

See `CVodeGetDky()`.

`sundials4py.cvodes.CVodeGetErrWeights`(*cvode_mem*: *typing_extensions.CapsuleType*, eweight:
`sundials4py.core._generic_N_Vector`) → int

See `CVodeGetErrWeights()`.

`sundials4py.cvodes.CVodeGetEstLocalErrors`(*cvode_mem*: *typing_extensions.CapsuleType*, ele:
`sundials4py.core._generic_N_Vector`) → int

See `CVodeGetEstLocalErrors()`.

`sundials4py.cvodes.CVodeGetIntegratorStats`(*cvode_mem*: *typing_extensions.CapsuleType*) → tuple[int,
int, int, int, int, int, int, float, float, float, float]

See `CVodeGetIntegratorStats()`.

`sundials4py.cvodes.CVodeGetJac`(*cvode_mem*: *typing_extensions.CapsuleType*) → tuple[int,
`sundials4py.core._generic_SUNMatrix`]

nb::rv_policy::reference

See `CVodeGetJac()`.

`sundials4py.cvodes.CVodeGetJacNumSteps`(*cvode_mem*: *typing_extensions.CapsuleType*) → tuple[int, int]
 See [`CVodeGetJacNumSteps\(\)`](#).

`sundials4py.cvodes.CVodeGetJacTime`(*cvode_mem*: *typing_extensions.CapsuleType*) → tuple[int, float]
 See [`CVodeGetJacTime\(\)`](#).

`sundials4py.cvodes.CVodeGetLastLinFlag`(*cvode_mem*: *typing_extensions.CapsuleType*) → tuple[int, int]
 See [`CVodeGetLastLinFlag\(\)`](#).

`sundials4py.cvodes.CVodeGetLastOrder`(*cvode_mem*: *typing_extensions.CapsuleType*) → tuple[int, int]
 See [`CVodeGetLastOrder\(\)`](#).

`sundials4py.cvodes.CVodeGetLastStep`(*cvode_mem*: *typing_extensions.CapsuleType*) → tuple[int, float]
 See [`CVodeGetLastStep\(\)`](#).

`sundials4py.cvodes.CVodeGetLinReturnFlagName`(*flag*: int) → str
 See [`CVodeGetLinReturnFlagName\(\)`](#).

`sundials4py.cvodes.CVodeGetLinSolveStats`(*cvode_mem*: *typing_extensions.CapsuleType*) → tuple[int, int,
 int, int, int, int, int, int]
 See [`CVodeGetLinSolveStats\(\)`](#).

`sundials4py.cvodes.CVodeGetNonlinSolvStats`(*cvode_mem*: *typing_extensions.CapsuleType*) → tuple[int,
 int, int]
 See [`CVodeGetNonlinSolvStats\(\)`](#).

`sundials4py.cvodes.CVodeGetNumConstraintCorrections`(*cvode_mem*: *typing_extensions.CapsuleType*) →
 tuple[int, int]
 See [`CVodeGetNumConstraintCorrections\(\)`](#).

`sundials4py.cvodes.CVodeGetNumConstraintFails`(*cvode_mem*: *typing_extensions.CapsuleType*) →
 tuple[int, int]
 See [`CVodeGetNumConstraintFails\(\)`](#).

`sundials4py.cvodes.CVodeGetNumErrTestFails`(*cvode_mem*: *typing_extensions.CapsuleType*) → tuple[int,
 int]
 See [`CVodeGetNumErrTestFails\(\)`](#).

`sundials4py.cvodes.CVodeGetNumGEvals`(*cvode_mem*: *typing_extensions.CapsuleType*) → tuple[int, int]
 See [`CVodeGetNumGEvals\(\)`](#).

`sundials4py.cvodes.CVodeGetNumJTSetupEvals`(*cvode_mem*: *typing_extensions.CapsuleType*) → tuple[int,
 int]
 See [`CVodeGetNumJTSetupEvals\(\)`](#).

`sundials4py.cvodes.CVodeGetNumJacEvals`(*cvode_mem*: *typing_extensions.CapsuleType*) → tuple[int, int]
 See [`CVodeGetNumJacEvals\(\)`](#).

`sundials4py.cvodes.CVodeGetNumJtimesEvals`(*cvode_mem*: *typing_extensions.CapsuleType*) → tuple[int,
 int]
 See [`CVodeGetNumJtimesEvals\(\)`](#).

`sundials4py.cvodes.CVodeGetNumLinConvFails`(*cvode_mem*: *typing_extensions.CapsuleType*) → tuple[int,
 int]
 See [`CVodeGetNumLinConvFails\(\)`](#).

`sundials4py.cvodes.CVodeGetNumLinIters`(*cvode_mem*: *typing_extensions.CapsuleType*) → tuple[int, int]
See [`CVodeGetNumLinIters\(\)`](#).

`sundials4py.cvodes.CVodeGetNumLinRhsEvals`(*cvode_mem*: *typing_extensions.CapsuleType*) → tuple[int, int]
See [`CVodeGetNumLinRhsEvals\(\)`](#).

`sundials4py.cvodes.CVodeGetNumLinSolvSetups`(*cvode_mem*: *typing_extensions.CapsuleType*) → tuple[int, int]
See [`CVodeGetNumLinSolvSetups\(\)`](#).

`sundials4py.cvodes.CVodeGetNumNonlinSolvConvFails`(*cvode_mem*: *typing_extensions.CapsuleType*) → tuple[int, int]
See [`CVodeGetNumNonlinSolvConvFails\(\)`](#).

`sundials4py.cvodes.CVodeGetNumNonlinSolvIters`(*cvode_mem*: *typing_extensions.CapsuleType*) → tuple[int, int]
See [`CVodeGetNumNonlinSolvIters\(\)`](#).

`sundials4py.cvodes.CVodeGetNumPrecEvals`(*cvode_mem*: *typing_extensions.CapsuleType*) → tuple[int, int]
See [`CVodeGetNumPrecEvals\(\)`](#).

`sundials4py.cvodes.CVodeGetNumPrecSolves`(*cvode_mem*: *typing_extensions.CapsuleType*) → tuple[int, int]
See [`CVodeGetNumPrecSolves\(\)`](#).

`sundials4py.cvodes.CVodeGetNumProjEvals`(*cvode_mem*: *typing_extensions.CapsuleType*) → tuple[int, int]
See [`CVodeGetNumProjEvals\(\)`](#).

`sundials4py.cvodes.CVodeGetNumProjFails`(*cvode_mem*: *typing_extensions.CapsuleType*) → tuple[int, int]
See [`CVodeGetNumProjFails\(\)`](#).

`sundials4py.cvodes.CVodeGetNumRhsEvals`(*cvode_mem*: *typing_extensions.CapsuleType*) → tuple[int, int]
See [`CVodeGetNumRhsEvals\(\)`](#).

`sundials4py.cvodes.CVodeGetNumRhsEvalsSens`(*cvode_mem*: *typing_extensions.CapsuleType*) → tuple[int, int]
See [`CVodeGetNumRhsEvalsSens\(\)`](#).

`sundials4py.cvodes.CVodeGetNumStabLimOrderReds`(*cvode_mem*: *typing_extensions.CapsuleType*) → tuple[int, int]
See [`CVodeGetNumStabLimOrderReds\(\)`](#).

`sundials4py.cvodes.CVodeGetNumStepSensSolveFails`(*cvode_mem*: *typing_extensions.CapsuleType*) → tuple[int, int]
See [`CVodeGetNumStepSensSolveFails\(\)`](#).

`sundials4py.cvodes.CVodeGetNumStepSolveFails`(*cvode_mem*: *typing_extensions.CapsuleType*) → tuple[int, int]
See [`CVodeGetNumStepSolveFails\(\)`](#).

`sundials4py.cvodes.CVodeGetNumStepStgrSensSolveFails`(*cvode_mem*: *typing_extensions.CapsuleType*,
nSTGRIncFails_Id:
collections.abc.Sequence[int]) → int
See [`CVodeGetNumStepStgrSensSolveFails\(\)`](#).

`sundials4py.cvodes.CVodeGetNumSteps`(*cvode_mem*: *typing_extensions.CapsuleType*) → tuple[int, int]
See [`CVodeGetNumSteps\(\)`](#).

`sundials4py.cvodes.CVodeGetQuad`(*cvode_mem*: *typing_extensions.CapsuleType*, *yQout*:
`sundials4py.core._generic_N_Vector`) → `tuple[int, float]`

See `CVodeGetQuad()`.

`sundials4py.cvodes.CVodeGetQuadB`(*cvode_mem*: *typing_extensions.CapsuleType*, *which*: *int*, *qB*:
`sundials4py.core._generic_N_Vector`) → `tuple[int, float]`

See `CVodeGetQuadB()`.

`sundials4py.cvodes.CVodeGetQuadDky`(*cvode_mem*: *typing_extensions.CapsuleType*, *t*: *float*, *k*: *int*, *dky*:
`sundials4py.core._generic_N_Vector`) → *int*

See `CVodeGetQuadDky()`.

`sundials4py.cvodes.CVodeGetQuadErrWeights`(*cvode_mem*: *typing_extensions.CapsuleType*, *eQweight*:
`sundials4py.core._generic_N_Vector`) → *int*

See `CVodeGetQuadErrWeights()`.

`sundials4py.cvodes.CVodeGetQuadNumErrTestFails`(*cvode_mem*: *typing_extensions.CapsuleType*) →
`tuple[int, int]`

See `CVodeGetQuadNumErrTestFails()`.

`sundials4py.cvodes.CVodeGetQuadNumRhsEvals`(*cvode_mem*: *typing_extensions.CapsuleType*) → `tuple[int,
int]`

See `CVodeGetQuadNumRhsEvals()`.

`sundials4py.cvodes.CVodeGetQuadSens`(*cvode_mem*: *typing_extensions.CapsuleType*, *yQSout_Id*:
collections.abc.Sequence[sundials4py.core._generic_N_Vector]) →
`tuple[int, float]`

See `CVodeGetQuadSens()`.

`sundials4py.cvodes.CVodeGetQuadSens1`(*cvode_mem*: *typing_extensions.CapsuleType*, *is_*: *int*, *yQSout*:
`sundials4py.core._generic_N_Vector`) → `tuple[int, float]`

See `CVodeGetQuadSens1()`.

`sundials4py.cvodes.CVodeGetQuadSensDky`(*cvode_mem*: *typing_extensions.CapsuleType*, *t*: *float*, *k*: *int*,
dkyQS_all_Id:
collections.abc.Sequence[sundials4py.core._generic_N_Vector])
→ *int*

See `CVodeGetQuadSensDky()`.

`sundials4py.cvodes.CVodeGetQuadSensDky1`(*cvode_mem*: *typing_extensions.CapsuleType*, *t*: *float*, *k*: *int*, *is_*:
int, *dkyQS*: `sundials4py.core._generic_N_Vector`) → *int*

See `CVodeGetQuadSensDky1()`.

`sundials4py.cvodes.CVodeGetQuadSensErrWeights`(*cvode_mem*: *typing_extensions.CapsuleType*,
eQSweight_Id:
collections.abc.Sequence[sundials4py.core._generic_N_
Vector]) →
int

See `CVodeGetQuadSensErrWeights()`.

`sundials4py.cvodes.CVodeGetQuadSensNumErrTestFails`(*cvode_mem*: *typing_extensions.CapsuleType*) →
`tuple[int, int]`

See `CVodeGetQuadSensNumErrTestFails()`.

`sundials4py.cvodes.CVodeGetQuadSensNumRhsEvals`(*cvode_mem*: *typing_extensions.CapsuleType*) → tuple[int, int]

See `CVodeGetQuadSensNumRhsEvals()`.

`sundials4py.cvodes.CVodeGetQuadSensStats`(*cvode_mem*: *typing_extensions.CapsuleType*) → tuple[int, int, int]

See `CVodeGetQuadSensStats()`.

`sundials4py.cvodes.CVodeGetQuadStats`(*cvode_mem*: *typing_extensions.CapsuleType*) → tuple[int, int, int]

See `CVodeGetQuadStats()`.

`sundials4py.cvodes.CVodeGetReturnFlagName`(*flag*: int) → str

See `CVodeGetReturnFlagName()`.

`sundials4py.cvodes.CVodeGetRootInfo`(*cvode_mem*: *typing_extensions.CapsuleType*, *rootsfound_id*: *collections.abc.Sequence[int]*) → int

See `CVodeGetRootInfo()`.

`sundials4py.cvodes.CVodeGetSens`(*cvode_mem*: *typing_extensions.CapsuleType*, *ySout_id*: *collections.abc.Sequence[sundials4py.core._generic_N_Vector]*) → tuple[int, float]

See `CVodeGetSens()`.

`sundials4py.cvodes.CVodeGetSens1`(*cvode_mem*: *typing_extensions.CapsuleType*, *is_*: int, *ySout*: *sundials4py.core._generic_N_Vector*) → tuple[int, float]

See `CVodeGetSens1()`.

`sundials4py.cvodes.CVodeGetSensDky`(*cvode_mem*: *typing_extensions.CapsuleType*, *t*: float, *k*: int, *dkyA_id*: *collections.abc.Sequence[sundials4py.core._generic_N_Vector]*) → int

See `CVodeGetSensDky()`.

`sundials4py.cvodes.CVodeGetSensDky1`(*cvode_mem*: *typing_extensions.CapsuleType*, *t*: float, *k*: int, *is_*: int, *dky*: *sundials4py.core._generic_N_Vector*) → int

See `CVodeGetSensDky1()`.

`sundials4py.cvodes.CVodeGetSensErrWeights`(*cvode_mem*: *typing_extensions.CapsuleType*, *eSweight_id*: *collections.abc.Sequence[sundials4py.core._generic_N_Vector]*) → int

See `CVodeGetSensErrWeights()`.

`sundials4py.cvodes.CVodeGetSensNonlinSolvStats`(*cvode_mem*: *typing_extensions.CapsuleType*) → tuple[int, int, int]

See `CVodeGetSensNonlinSolvStats()`.

`sundials4py.cvodes.CVodeGetSensNumErrTestFails`(*cvode_mem*: *typing_extensions.CapsuleType*) → tuple[int, int]

See `CVodeGetSensNumErrTestFails()`.

`sundials4py.cvodes.CVodeGetSensNumLinSolvSetups`(*cvode_mem*: *typing_extensions.CapsuleType*) → tuple[int, int]

See `CVodeGetSensNumLinSolvSetups()`.

`sundials4py.cvodes.CVodeGetSensNumNonlinSolvConvFails`(*cvode_mem*: *typing_extensions.CapsuleType*) → tuple[int, int]

See `CVodeGetSensNumNonlinSolvConvFails()`.

`sundials4py.cvodes.CVodeGetSensNumNonlinSolvIters`(*cvode_mem*: *typing_extensions.CapsuleType*) → *tuple*[*int*, *int*]

See `CVodeGetSensNumNonlinSolvIters()`.

`sundials4py.cvodes.CVodeGetSensNumRhsEvals`(*cvode_mem*: *typing_extensions.CapsuleType*) → *tuple*[*int*, *int*]

See `CVodeGetSensNumRhsEvals()`.

`sundials4py.cvodes.CVodeGetSensStats`(*cvode_mem*: *typing_extensions.CapsuleType*) → *tuple*[*int*, *int*, *int*, *int*, *int*]

See `CVodeGetSensStats()`.

`sundials4py.cvodes.CVodeGetStgrSensNonlinSolvStats`(*cvode_mem*: *typing_extensions.CapsuleType*,
nSTGR1niters_1d: *collections.abc.Sequence*[*int*],
nSTGR1nfails_1d: *collections.abc.Sequence*[*int*])
→ *int*

See `CVodeGetStgrSensNonlinSolvStats()`.

`sundials4py.cvodes.CVodeGetStgrSensNumNonlinSolvConvFails`(*cvode_mem*:
typing_extensions.CapsuleType,
nSTGR1nfails_1d:
collections.abc.Sequence[*int*]) → *int*

See `CVodeGetStgrSensNumNonlinSolvConvFails()`.

`sundials4py.cvodes.CVodeGetStgrSensNumNonlinSolvIters`(*cvode_mem*: *typing_extensions.CapsuleType*,
nSTGR1niters_1d:
collections.abc.Sequence[*int*]) → *int*

See `CVodeGetStgrSensNumNonlinSolvIters()`.

`sundials4py.cvodes.CVodeGetTolScaleFactor`(*cvode_mem*: *typing_extensions.CapsuleType*) → *tuple*[*int*, *float*]

See `CVodeGetTolScaleFactor()`.

`sundials4py.cvodes.CVodeInit`(*cv_mem*: *typing_extensions.CapsuleType*, *rhs*: *collections.abc.Callable*[[*float*,
sundials4py.core._generic_N_Vector, *sundials4py.core._generic_N_Vector*,
typing_extensions.CapsuleType], *int*], *t0*: *float*, *y0*:
sundials4py.core._generic_N_Vector) → *int*

See `CVodeInit()`.

`sundials4py.cvodes.CVodeInitB`(*cvode_mem*: *typing_extensions.CapsuleType*, *which*: *int*, *fB*:
collections.abc.Callable[[*float*, *sundials4py.core._generic_N_Vector*,
sundials4py.core._generic_N_Vector, *sundials4py.core._generic_N_Vector*,
typing_extensions.CapsuleType], *int*] | *None*, *tB0*: *float*, *yB0*:
sundials4py.core._generic_N_Vector) → *int*

See `CVodeInitB()`.

`sundials4py.cvodes.CVodeInitBS`(*cvode_mem*: *typing_extensions.CapsuleType*, *which*: *int*, *fBS*:
collections.abc.Callable[[*float*, *sundials4py.core._generic_N_Vector*,
collections.abc.Sequence[*sundials4py.core._generic_N_Vector*],
sundials4py.core._generic_N_Vector, *sundials4py.core._generic_N_Vector*,
typing_extensions.CapsuleType], *int*] | *None*, *tB0*: *float*, *yB0*:
sundials4py.core._generic_N_Vector) → *int*

See `CVodeInitBS()`.

`sundials4py.cvodes.CVodePrintAllStats`(*cvode_mem*: *typing_extensions.CapsuleType*, *outfile*:
sundials4py.core.FILE, *fmt*: *sundials4py.core.SUNOutputFormat*)
→ int

See [`CVodePrintAllStats\(\)`](#).

`sundials4py.cvodes.CVodeQuadInit`(*cv_mem*: *typing_extensions.CapsuleType*, *fQ*:
collections.abc.Callable[[*float*, *sundials4py.core._generic_N_Vector*,
sundials4py.core._generic_N_Vector, *typing_extensions.CapsuleType*],
int] | *None*, *yQ0*: *sundials4py.core._generic_N_Vector*) → int

See [`CVodeQuadInit\(\)`](#).

`sundials4py.cvodes.CVodeQuadInitB`(*cvode_mem*: *typing_extensions.CapsuleType*, *which*: *int*, *fQB*:
collections.abc.Callable[[*float*, *sundials4py.core._generic_N_Vector*,
sundials4py.core._generic_N_Vector,
sundials4py.core._generic_N_Vector, *typing_extensions.CapsuleType*],
int] | *None*, *yQB0*: *sundials4py.core._generic_N_Vector*) → int

See [`CVodeQuadInitB\(\)`](#).

`sundials4py.cvodes.CVodeQuadInitBS`(*cvode_mem*: *typing_extensions.CapsuleType*, *which*: *int*, *fQBS*:
collections.abc.Callable[[*float*, *sundials4py.core._generic_N_Vector*,
collections.abc.Sequence[*sundials4py.core._generic_N_Vector*],
sundials4py.core._generic_N_Vector,
sundials4py.core._generic_N_Vector, *typing_extensions.CapsuleType*],
int] | *None*, *yQB0*: *sundials4py.core._generic_N_Vector*) → int

See [`CVodeQuadInitBS\(\)`](#).

`sundials4py.cvodes.CVodeQuadReInit`(*cvode_mem*: *typing_extensions.CapsuleType*, *yQ0*:
sundials4py.core._generic_N_Vector) → int

See [`CVodeQuadReInit\(\)`](#).

`sundials4py.cvodes.CVodeQuadReInitB`(*cvode_mem*: *typing_extensions.CapsuleType*, *which*: *int*, *yQB0*:
sundials4py.core._generic_N_Vector) → int

See [`CVodeQuadReInitB\(\)`](#).

`sundials4py.cvodes.CVodeQuadSStolerances`(*cvode_mem*: *typing_extensions.CapsuleType*, *reltolQ*: *float*,
abstolQ: *float*) → int

See [`CVodeQuadSStolerances\(\)`](#).

`sundials4py.cvodes.CVodeQuadSStolerancesB`(*cvode_mem*: *typing_extensions.CapsuleType*, *which*: *int*,
reltolQB: *float*, *abstolQB*: *float*) → int

See [`CVodeQuadSStolerancesB\(\)`](#).

`sundials4py.cvodes.CVodeQuadSVtolerances`(*cvode_mem*: *typing_extensions.CapsuleType*, *reltolQ*: *float*,
abstolQ: *sundials4py.core._generic_N_Vector*) → int

See [`CVodeQuadSVtolerances\(\)`](#).

`sundials4py.cvodes.CVodeQuadSVtolerancesB`(*cvode_mem*: *typing_extensions.CapsuleType*, *which*: *int*,
reltolQB: *float*, *abstolQB*:
sundials4py.core._generic_N_Vector) → int

See [`CVodeQuadSVtolerancesB\(\)`](#).

`sundials4py.cvodes.CVodeQuadSenseEtolerances`(*cvode_mem*: *typing_extensions.CapsuleType*) → int
See [`CVodeQuadSenseEtolerances\(\)`](#).

`sundials4py.cvodes.CVodeQuadSensInit`(*cvode_mem*: *typing_extensions.CapsuleType*, *fQS*:
collections.abc.Callable[[*int*, *float*,
sundials4py.core._generic_N_Vector,
collections.abc.Sequence[*sundials4py.core._generic_N_Vector*],
sundials4py.core._generic_N_Vector,
collections.abc.Sequence[*sundials4py.core._generic_N_Vector*],
typing_extensions.CapsuleType,
sundials4py.core._generic_N_Vector,
sundials4py.core._generic_N_Vector], *int*], *yQS0*:
collections.abc.Sequence[*sundials4py.core._generic_N_Vector*]) →
int

See [`CVodeQuadSensInit\(\)`](#).

`sundials4py.cvodes.CVodeQuadSensReInit`(*cvode_mem*: *typing_extensions.CapsuleType*, *yQS0_1d*:
collections.abc.Sequence[*sundials4py.core._generic_N_Vector*])
→ *int*

See [`CVodeQuadSensReInit\(\)`](#).

`sundials4py.cvodes.CVodeQuadSensSStolerances`(*cvode_mem*: *typing_extensions.CapsuleType*, *reltolQS*:
float, *abstolQS_1d*: *numpy.ndarray*[*dtype*=*float64*,
shape=(***), *order*='C']) → *int*

See [`CVodeQuadSensSStolerances\(\)`](#).

`sundials4py.cvodes.CVodeQuadSensSVtolerances`(*cvode_mem*: *typing_extensions.CapsuleType*, *reltolQS*:
float, *abstolQS_1d*:
collections.abc.Sequence[*sundials4py.core._generic_N_*
Vector]) →
int

See [`CVodeQuadSensSVtolerances\(\)`](#).

`sundials4py.cvodes.CVodeReInit`(*cvode_mem*: *typing_extensions.CapsuleType*, *t0*: *float*, *y0*:
sundials4py.core._generic_N_Vector) → *int*

See [`CVodeReInit\(\)`](#).

`sundials4py.cvodes.CVodeReInitB`(*cvode_mem*: *typing_extensions.CapsuleType*, *which*: *int*, *tB0*: *float*, *yB0*:
sundials4py.core._generic_N_Vector) → *int*

See [`CVodeReInitB\(\)`](#).

`sundials4py.cvodes.CVodeResizeHistory`(*cvode_mem*: *typing_extensions.CapsuleType*, *t_hist_1d*:
numpy.ndarray[*dtype*=*float64*, *shape*=(***), *order*='C'], *y_hist_1d*:
collections.abc.Sequence[*sundials4py.core._generic_N_Vector*],
f_hist_1d:
collections.abc.Sequence[*sundials4py.core._generic_N_Vector*],
num_y_hist: *int*, *num_f_hist*: *int*) → *int*

See [`CVodeResizeHistory\(\)`](#).

`sundials4py.cvodes.CVodeRootInit`(*cv_mem*: *typing_extensions.CapsuleType*, *nrtfn*: *int*, *fn*:
collections.abc.Callable[[*float*, *sundials4py.core._generic_N_Vector*,
float, *typing_extensions.CapsuleType*], *int*] | *None*) → *int*

See [`CVodeRootInit\(\)`](#).

`sundials4py.cvodes.CVodeSStolerances`(*cvode_mem*: *typing_extensions.CapsuleType*, *reltol*: *float*, *abstol*:
float) → *int*

See [`CVodeSStolerances\(\)`](#).

`sundials4py.cvodes.CVodeSStolerancesB`(*cvode_mem*: *typing_extensions.CapsuleType*, *which*: *int*, *reitolB*: *float*, *abstolB*: *float*) → *int*

See `CVodeSStolerancesB()`.

`sundials4py.cvodes.CVodeSVtolerances`(*cvode_mem*: *typing_extensions.CapsuleType*, *reitol*: *float*, *abstol*: *sundials4py.core._generic_N_Vector*) → *int*

See `CVodeSVtolerances()`.

`sundials4py.cvodes.CVodeSVtolerancesB`(*cvode_mem*: *typing_extensions.CapsuleType*, *which*: *int*, *reitolB*: *float*, *abstolB*: *sundials4py.core._generic_N_Vector*) → *int*

See `CVodeSVtolerancesB()`.

`sundials4py.cvodes.CVodeSensEETolerances`(*cvode_mem*: *typing_extensions.CapsuleType*) → *int*

See `CVodeSensEETolerances()`.

`sundials4py.cvodes.CVodeSensInit`(*cvode_mem*: *typing_extensions.CapsuleType*, *Ns*: *int*, *ism*: *int*, *fS*: *collections.abc.Callable*[[*int*, *float*, *sundials4py.core._generic_N_Vector*, *sundials4py.core._generic_N_Vector*, *collections.abc.Sequence*[*sundials4py.core._generic_N_Vector*], *collections.abc.Sequence*[*sundials4py.core._generic_N_Vector*], *typing_extensions.CapsuleType*, *sundials4py.core._generic_N_Vector*, *sundials4py.core._generic_N_Vector*], *int*] | *None*, *yS0*: *collections.abc.Sequence*[*sundials4py.core._generic_N_Vector*]) → *int*

See `CVodeSensInit()`.

`sundials4py.cvodes.CVodeSensInit1`(*cvode_mem*: *typing_extensions.CapsuleType*, *Ns*: *int*, *ism*: *int*, *fS1*: *collections.abc.Callable*[[*int*, *float*, *sundials4py.core._generic_N_Vector*, *sundials4py.core._generic_N_Vector*, *int*, *sundials4py.core._generic_N_Vector*, *sundials4py.core._generic_N_Vector*, *typing_extensions.CapsuleType*, *sundials4py.core._generic_N_Vector*, *sundials4py.core._generic_N_Vector*], *int*] | *None*, *yS0*: *collections.abc.Sequence*[*sundials4py.core._generic_N_Vector*]) → *int*

See `CVodeSensInit1()`.

`sundials4py.cvodes.CVodeSensReInit`(*cvode_mem*: *typing_extensions.CapsuleType*, *ism*: *int*, *yS0_1d*: *collections.abc.Sequence*[*sundials4py.core._generic_N_Vector*]) → *int*

See `CVodeSensReInit()`.

`sundials4py.cvodes.CVodeSensSStolerances`(*cvode_mem*: *typing_extensions.CapsuleType*, *reitolS*: *float*, *abstolS_1d*: *numpy.ndarray*[*dtype=float64*, *shape*=(*)], *order*='C') → *int*

See `CVodeSensSStolerances()`.

`sundials4py.cvodes.CVodeSensSVtolerances`(*cvode_mem*: *typing_extensions.CapsuleType*, *reitolS*: *float*, *abstolS_1d*: *collections.abc.Sequence*[*sundials4py.core._generic_N_Vector*]) → *int*

See `CVodeSensSVtolerances()`.

`sundials4py.cvodes.CVodeSensToggleOff`(*cvode_mem*: *typing_extensions.CapsuleType*) → *int*

See `CVodeSensToggleOff()`.

`sundials4py.cvodes.CVodeSetAdjNoSensi`(*cvode_mem*: *typing_extensions.CapsuleType*) → *int*

See `CVodeSetAdjNoSensi()`.

`sundials4py.cvodes.CVodeSetConstraints`(*cvode_mem*: *typing_extensions.CapsuleType*, *constraints*: *sundials4py.core._generic_N_Vector*) → int

See [`CVodeSetConstraints\(\)`](#).

`sundials4py.cvodes.CVodeSetConstraintsB`(*cvode_mem*: *typing_extensions.CapsuleType*, *which*: int, *constraintsB*: *sundials4py.core._generic_N_Vector*) → int

See [`CVodeSetConstraintsB\(\)`](#).

`sundials4py.cvodes.CVodeSetDeltaGammaMaxBadJac`(*cvode_mem*: *typing_extensions.CapsuleType*, *dgmax_jbad*: float) → int

See [`CVodeSetDeltaGammaMaxBadJac\(\)`](#).

`sundials4py.cvodes.CVodeSetDeltaGammaMaxLSetup`(*cvode_mem*: *typing_extensions.CapsuleType*, *dgmax_lsetup*: float) → int

See [`CVodeSetDeltaGammaMaxLSetup\(\)`](#).

`sundials4py.cvodes.CVodeSetEpsLin`(*cvode_mem*: *typing_extensions.CapsuleType*, *eplifac*: float) → int

See [`CVodeSetEpsLin\(\)`](#).

`sundials4py.cvodes.CVodeSetEpsLinB`(*cvode_mem*: *typing_extensions.CapsuleType*, *which*: int, *eplifacB*: float) → int

See [`CVodeSetEpsLinB\(\)`](#).

`sundials4py.cvodes.CVodeSetEpsProj`(*cvode_mem*: *typing_extensions.CapsuleType*, *eps*: float) → int

See [`CVodeSetEpsProj\(\)`](#).

`sundials4py.cvodes.CVodeSetEtaConvFail`(*cvode_mem*: *typing_extensions.CapsuleType*, *eta_cf*: float) → int

See [`CVodeSetEtaConvFail\(\)`](#).

`sundials4py.cvodes.CVodeSetEtaFixedStepBounds`(*cvode_mem*: *typing_extensions.CapsuleType*, *eta_min_fx*: float, *eta_max_fx*: float) → int

See [`CVodeSetEtaFixedStepBounds\(\)`](#).

`sundials4py.cvodes.CVodeSetEtaMax`(*cvode_mem*: *typing_extensions.CapsuleType*, *eta_max_gs*: float) → int

See [`CVodeSetEtaMax\(\)`](#).

`sundials4py.cvodes.CVodeSetEtaMaxEarlyStep`(*cvode_mem*: *typing_extensions.CapsuleType*, *eta_max_es*: float) → int

See [`CVodeSetEtaMaxEarlyStep\(\)`](#).

`sundials4py.cvodes.CVodeSetEtaMaxErrFail`(*cvode_mem*: *typing_extensions.CapsuleType*, *eta_max_ef*: float) → int

See [`CVodeSetEtaMaxErrFail\(\)`](#).

`sundials4py.cvodes.CVodeSetEtaMaxFirstStep`(*cvode_mem*: *typing_extensions.CapsuleType*, *eta_max_fs*: float) → int

See [`CVodeSetEtaMaxFirstStep\(\)`](#).

`sundials4py.cvodes.CVodeSetEtaMin`(*cvode_mem*: *typing_extensions.CapsuleType*, *eta_min*: float) → int

See [`CVodeSetEtaMin\(\)`](#).

`sundials4py.cvodes.CVodeSetEtaMinErrFail`(*cvode_mem*: *typing_extensions.CapsuleType*, *eta_min_ef*: float) → int

See [`CVodeSetEtaMinErrFail\(\)`](#).

`sundials4py.cvodes.CVodeSetInitStep`(*cvode_mem*: *typing_extensions.CapsuleType*, *hin*: float) → int

See [`CVodeSetInitStep\(\)`](#).

`sundials4py.cvodes.CVodeSetInitStepB`(*cvode_mem*: *typing_extensions.CapsuleType*, *which*: *int*, *hinB*: *float*) → *int*

See `CVodeSetInitStepB()`.

`sundials4py.cvodes.CVodeSetInterpolateStopTime`(*cvode_mem*: *typing_extensions.CapsuleType*, *interp*: *int*) → *int*

See `CVodeSetInterpolateStopTime()`.

`sundials4py.cvodes.CVodeSetJacEvalFrequency`(*cvode_mem*: *typing_extensions.CapsuleType*, *msbj*: *int*) → *int*

See `CVodeSetJacEvalFrequency()`.

`sundials4py.cvodes.CVodeSetJacFn`(*cvode_mem*: *typing_extensions.CapsuleType*, *jac*: *collections.abc.Callable*[[*float*, *sundials4py.core._generic_N_Vector*, *sundials4py.core._generic_N_Vector*, *sundials4py.core._generic_SUNMatrix*, *typing_extensions.CapsuleType*, *sundials4py.core._generic_N_Vector*, *sundials4py.core._generic_N_Vector*, *sundials4py.core._generic_N_Vector*, *sundials4py.core._generic_N_Vector*], *int*] | *None*) → *int*

See `CVodeSetJacFn()`.

`sundials4py.cvodes.CVodeSetJacFnB`(*cv_mem*: *typing_extensions.CapsuleType*, *which*: *int*, *jacB*: *collections.abc.Callable*[[*float*, *sundials4py.core._generic_N_Vector*, *sundials4py.core._generic_N_Vector*, *sundials4py.core._generic_N_Vector*, *sundials4py.core._generic_SUNMatrix*, *typing_extensions.CapsuleType*, *sundials4py.core._generic_N_Vector*, *sundials4py.core._generic_N_Vector*, *sundials4py.core._generic_N_Vector*, *sundials4py.core._generic_N_Vector*], *int*] | *None*) → *int*

See `CVodeSetJacFnB()`.

`sundials4py.cvodes.CVodeSetJacFnBS`(*cv_mem*: *typing_extensions.CapsuleType*, *which*: *int*, *jacBS*: *collections.abc.Callable*[[*float*, *sundials4py.core._generic_N_Vector*, *collections.abc.Sequence*[*sundials4py.core._generic_N_Vector*], *sundials4py.core._generic_N_Vector*, *sundials4py.core._generic_N_Vector*, *sundials4py.core._generic_SUNMatrix*, *typing_extensions.CapsuleType*, *sundials4py.core._generic_N_Vector*, *sundials4py.core._generic_N_Vector*, *sundials4py.core._generic_N_Vector*], *int*] | *None*) → *int*

See `CVodeSetJacFnBS()`.

`sundials4py.cvodes.CVodeSetJacTimes`(*cvode_mem*: *typing_extensions.CapsuleType*, *jtsetup*: *collections.abc.Callable*[[*float*, *sundials4py.core._generic_N_Vector*, *sundials4py.core._generic_N_Vector*, *typing_extensions.CapsuleType*], *int*] | *None*, *jt看times*: *collections.abc.Callable*[[*sundials4py.core._generic_N_Vector*, *sundials4py.core._generic_N_Vector*, *float*, *sundials4py.core._generic_N_Vector*, *sundials4py.core._generic_N_Vector*, *typing_extensions.CapsuleType*, *sundials4py.core._generic_N_Vector*], *int*] | *None*) → *int*

See `CVodeSetJacTimes()`.

`sundials4py.cvodes.CVodeSetJacTimesB`(*cv_mem*: *typing_extensions.CapsuleType*, *which*: *int*, *jsetupB*: *collections.abc.Callable*[[*float*, *sundials4py.core._generic_N_Vector*, *sundials4py.core._generic_N_Vector*, *sundials4py.core._generic_N_Vector*, *typing_extensions.CapsuleType*], *int*] | *None*, *jtimesB*: *collections.abc.Callable*[[*sundials4py.core._generic_N_Vector*, *sundials4py.core._generic_N_Vector*, *float*, *sundials4py.core._generic_N_Vector*, *sundials4py.core._generic_N_Vector*, *sundials4py.core._generic_N_Vector*, *sundials4py.core._generic_N_Vector*, *typing_extensions.CapsuleType*, *sundials4py.core._generic_N_Vector*], *int*] | *None*) → *int*

See `CVodeSetJacTimesB()`.

`sundials4py.cvodes.CVodeSetJacTimesBS`(*cv_mem*: *typing_extensions.CapsuleType*, *which*: *int*, *jsetupBS*: *collections.abc.Callable*[[*float*, *sundials4py.core._generic_N_Vector*, *collections.abc.Sequence*[*sundials4py.core._generic_N_Vector*], *sundials4py.core._generic_N_Vector*, *sundials4py.core._generic_N_Vector*, *typing_extensions.CapsuleType*], *int*] | *None*, *jtimesBS*: *collections.abc.Callable*[[*sundials4py.core._generic_N_Vector*, *sundials4py.core._generic_N_Vector*, *float*, *sundials4py.core._generic_N_Vector*, *collections.abc.Sequence*[*sundials4py.core._generic_N_Vector*], *sundials4py.core._generic_N_Vector*, *sundials4py.core._generic_N_Vector*, *typing_extensions.CapsuleType*, *sundials4py.core._generic_N_Vector*], *int*] | *None*) → *int*

See `CVodeSetJacTimesBS()`.

`sundials4py.cvodes.CVodeSetJacTimesRhsFn`(*cvode_mem*: *typing_extensions.CapsuleType*, *jtimesRhsFn*: *collections.abc.Callable*[[*sundials4py.core._generic_N_Vector*, *sundials4py.core._generic_N_Vector*, *float*, *sundials4py.core._generic_N_Vector*, *sundials4py.core._generic_N_Vector*, *typing_extensions.CapsuleType*, *sundials4py.core._generic_N_Vector*], *int*] | *None*) → *int*

See `CVodeSetJacTimesRhsFn()`.

`sundials4py.cvodes.CVodeSetLSNormFactor`(*arkode_mem*: *typing_extensions.CapsuleType*, *nrmfac*: *float*) → *int*

See `CVodeSetLSNormFactor()`.

`sundials4py.cvodes.CVodeSetLSNormFactorB`(*arkode_mem*: *typing_extensions.CapsuleType*, *which*: *int*, *nrmfacB*: *float*) → *int*

See `CVodeSetLSNormFactorB()`.

`sundials4py.cvodes.CVodeSetLSetupFrequency`(*cvode_mem*: *typing_extensions.CapsuleType*, *msbp*: *int*) → *int*

See `CVodeSetLSetupFrequency()`.

`sundials4py.cvodes.CVodeSetLinSysFn`(*cvode_mem*: *typing_extensions.CapsuleType*, *linsys*:
collections.abc.Callable[[*float*, *sundials4py.core._generic_N_Vector*,
sundials4py.core._generic_N_Vector,
sundials4py.core._generic_SUNMatrix, *int*, *int*, *float*,
typing_extensions.CapsuleType, *sundials4py.core._generic_N_Vector*,
sundials4py.core._generic_N_Vector,
sundials4py.core._generic_N_Vector], *int*] | *None*) → *int*

See `CVodeSetLinSysFn()`.

`sundials4py.cvodes.CVodeSetLinSysFnB`(*cv_mem*: *typing_extensions.CapsuleType*, *which*: *int*, *linsysB*:
collections.abc.Callable[[*float*,
sundials4py.core._generic_N_Vector,
sundials4py.core._generic_N_Vector,
sundials4py.core._generic_N_Vector,
sundials4py.core._generic_SUNMatrix, *int*, *int*, *float*,
typing_extensions.CapsuleType,
sundials4py.core._generic_N_Vector,
sundials4py.core._generic_N_Vector,
sundials4py.core._generic_N_Vector], *int*] | *None*) → *int*

See `CVodeSetLinSysFnB()`.

`sundials4py.cvodes.CVodeSetLinSysFnBS`(*cv_mem*: *typing_extensions.CapsuleType*, *which*: *int*, *linsysBS*:
collections.abc.Callable[[*float*,
sundials4py.core._generic_N_Vector,
collections.abc.Sequence[*sundials4py.core._generic_N_Vector*],
sundials4py.core._generic_N_Vector,
sundials4py.core._generic_N_Vector,
sundials4py.core._generic_SUNMatrix, *int*, *float*,
typing_extensions.CapsuleType,
sundials4py.core._generic_N_Vector,
sundials4py.core._generic_N_Vector,
sundials4py.core._generic_N_Vector], *tuple*[*int*, *int*]] | *None*) →
int

See `CVodeSetLinSysFnBS()`.

`sundials4py.cvodes.CVodeSetLinearSolutionScaling`(*cvode_mem*: *typing_extensions.CapsuleType*, *onoff*:
int) → *int*

See `CVodeSetLinearSolutionScaling()`.

`sundials4py.cvodes.CVodeSetLinearSolutionScalingB`(*cvode_mem*: *typing_extensions.CapsuleType*,
which: *int*, *onoffB*: *int*) → *int*

See `CVodeSetLinearSolutionScalingB()`.

`sundials4py.cvodes.CVodeSetLinearSolver`(*cvode_mem*: *typing_extensions.CapsuleType*, *LS*:
sundials4py.core._generic_SUNLinearSolver, *A*:
sundials4py.core._generic_SUNMatrix | *None* = *None*) → *int*

See `CVodeSetLinearSolver()`.

`sundials4py.cvodes.CVodeSetLinearSolverB`(*cvode_mem*: *typing_extensions.CapsuleType*, *which*: *int*, *LS*:
sundials4py.core._generic_SUNLinearSolver, *A*:
sundials4py.core._generic_SUNMatrix | *None* = *None*) → *int*

See `CVodeSetLinearSolverB()`.

`sundials4py.cvodes.CVodeSetMaxConvFails`(*cvode_mem*: *typing_extensions.CapsuleType*, *maxncf*: *int*) →
int

See [CNodeSetMaxConvFails\(\)](#).

`sundials4py.cvodes.CNodeSetMaxErrTestFails(cvode_mem: typing_extensions.CapsuleType, maxnef: int) → int`

See [CNodeSetMaxErrTestFails\(\)](#).

`sundials4py.cvodes.CNodeSetMaxHnilWarns(cvode_mem: typing_extensions.CapsuleType, mxhnil: int) → int`
See [CNodeSetMaxHnilWarns\(\)](#).

`sundials4py.cvodes.CNodeSetMaxNonlinIters(cvode_mem: typing_extensions.CapsuleType, maxcor: int) → int`

See [CNodeSetMaxNonlinIters\(\)](#).

`sundials4py.cvodes.CNodeSetMaxNumConstraintFails(cvode_mem: typing_extensions.CapsuleType, max_fails: int) → int`

See [CNodeSetMaxNumConstraintFails\(\)](#).

`sundials4py.cvodes.CNodeSetMaxNumProjFails(cvode_mem: typing_extensions.CapsuleType, max_fails: int) → int`

See [CNodeSetMaxNumProjFails\(\)](#).

`sundials4py.cvodes.CNodeSetMaxNumSteps(cvode_mem: typing_extensions.CapsuleType, mxsteps: int) → int`
See [CNodeSetMaxNumSteps\(\)](#).

`sundials4py.cvodes.CNodeSetMaxNumStepsB(cvode_mem: typing_extensions.CapsuleType, which: int, mxstepsB: int) → int`

See [CNodeSetMaxNumStepsB\(\)](#).

`sundials4py.cvodes.CNodeSetMaxOrd(cvode_mem: typing_extensions.CapsuleType, maxord: int) → int`
See [CNodeSetMaxOrd\(\)](#).

`sundials4py.cvodes.CNodeSetMaxOrdB(cvode_mem: typing_extensions.CapsuleType, which: int, maxordB: int) → int`

See [CNodeSetMaxOrdB\(\)](#).

`sundials4py.cvodes.CNodeSetMaxStep(cvode_mem: typing_extensions.CapsuleType, hmax: float) → int`
See [CNodeSetMaxStep\(\)](#).

`sundials4py.cvodes.CNodeSetMaxStepB(cvode_mem: typing_extensions.CapsuleType, which: int, hmaxB: float) → int`

See [CNodeSetMaxStepB\(\)](#).

`sundials4py.cvodes.CNodeSetMinStep(cvode_mem: typing_extensions.CapsuleType, hmin: float) → int`
See [CNodeSetMinStep\(\)](#).

`sundials4py.cvodes.CNodeSetMinStepB(cvode_mem: typing_extensions.CapsuleType, which: int, hminB: float) → int`

See [CNodeSetMinStepB\(\)](#).

`sundials4py.cvodes.CNodeSetMonitorFrequency(cvode_mem: typing_extensions.CapsuleType, nst: int) → int`

See [CNodeSetMonitorFrequency\(\)](#).

`sundials4py.cvodes.CNodeSetNlsRhsFn(cvode_mem: typing_extensions.CapsuleType, f: collections.abc.Callable[[float, sundials4py.core._generic_N_Vector, sundials4py.core._generic_N_Vector, typing_extensions.CapsuleType], int] | None) → int`

See [CNodeSetNlsRhsFn\(\)](#).

`sundials4py.cvodes.CNodeSetNoInactiveRootWarn(cvode_mem: typing_extensions.CapsuleType) → int`

See [CNodeSetNoInactiveRootWarn\(\)](#).

`sundials4py.cvodes.CNodeSetNonlinConvCoef(cvode_mem: typing_extensions.CapsuleType, nlscoef: float) → int`

See [CNodeSetNonlinConvCoef\(\)](#).

`sundials4py.cvodes.CNodeSetNonlinearSolver(cvode_mem: typing_extensions.CapsuleType, NLS: sundials4py.core._generic_SUNNonlinearSolver) → int`

See [CNodeSetNonlinearSolver\(\)](#).

`sundials4py.cvodes.CNodeSetNonlinearSolverB(cvode_mem: typing_extensions.CapsuleType, which: int, NLS: sundials4py.core._generic_SUNNonlinearSolver) → int`

See [CNodeSetNonlinearSolverB\(\)](#).

`sundials4py.cvodes.CNodeSetNonlinearSolverSensSim(cvode_mem: typing_extensions.CapsuleType, NLS: sundials4py.core._generic_SUNNonlinearSolver) → int`

See [CNodeSetNonlinearSolverSensSim\(\)](#).

`sundials4py.cvodes.CNodeSetNonlinearSolverSensStg(cvode_mem: typing_extensions.CapsuleType, NLS: sundials4py.core._generic_SUNNonlinearSolver) → int`

See [CNodeSetNonlinearSolverSensStg\(\)](#).

`sundials4py.cvodes.CNodeSetNonlinearSolverSensStg1(cvode_mem: typing_extensions.CapsuleType, NLS: sundials4py.core._generic_SUNNonlinearSolver) → int`

See [CNodeSetNonlinearSolverSensStg1\(\)](#).

`sundials4py.cvodes.CNodeSetNumFailsEtaMaxErrFail(cvode_mem: typing_extensions.CapsuleType, small_nef: int) → int`

See [CNodeSetNumFailsEtaMaxErrFail\(\)](#).

`sundials4py.cvodes.CNodeSetNumStepsEtaMaxEarlyStep(cvode_mem: typing_extensions.CapsuleType, small_nst: int) → int`

See [CNodeSetNumStepsEtaMaxEarlyStep\(\)](#).

`sundials4py.cvodes.CNodeSetOptions(cv_mem: typing_extensions.CapsuleType, cvid: str, file_name: str, argc: int, args: collections.abc.Sequence[str]) → int`

See [CNodeSetOptions\(\)](#).

`sundials4py.cvodes.CNodeSetPreconditioner(cvode_mem: typing_extensions.CapsuleType, pset: collections.abc.Callable[[float, sundials4py.core._generic_N_Vector, sundials4py.core._generic_N_Vector, int, int, float, typing_extensions.CapsuleType], int] | None, psolve: collections.abc.Callable[[float, sundials4py.core._generic_N_Vector, sundials4py.core._generic_N_Vector, sundials4py.core._generic_N_Vector, sundials4py.core._generic_N_Vector, float, float, int, typing_extensions.CapsuleType], int] | None) → int`

See [`CVodeSetPreconditioner\(\)`](#).

`sundials4py.cvodes.CVodeSetPreconditionerB`(*cv_mem*: *typing_extensions.CapsuleType*, *which*: *int*, *psetB*: *collections.abc.Callable*[[*float*, *sundials4py.core._generic_N_Vector*, *sundials4py.core._generic_N_Vector*, *sundials4py.core._generic_N_Vector*, *int*, *int*, *float*, *typing_extensions.CapsuleType*], *int*] | *None*, *psolveB*: *collections.abc.Callable*[[*float*, *sundials4py.core._generic_N_Vector*, *sundials4py.core._generic_N_Vector*, *sundials4py.core._generic_N_Vector*, *sundials4py.core._generic_N_Vector*, *sundials4py.core._generic_N_Vector*, *float*, *float*, *int*, *typing_extensions.CapsuleType*], *int*] | *None*) → *int*

See [`CVodeSetPreconditionerB\(\)`](#).

`sundials4py.cvodes.CVodeSetPreconditionerBS`(*cv_mem*: *typing_extensions.CapsuleType*, *which*: *int*, *psetBS*: *collections.abc.Callable*[[*float*, *sundials4py.core._generic_N_Vector*, *collections.abc.Sequence*[*sundials4py.core._generic_N_Vector*], *sundials4py.core._generic_N_Vector*, *sundials4py.core._generic_N_Vector*, *int*, *float*, *typing_extensions.CapsuleType*], *tuple*[*int*, *int*]] | *None*, *psolveBS*: *collections.abc.Callable*[[*float*, *sundials4py.core._generic_N_Vector*, *collections.abc.Sequence*[*sundials4py.core._generic_N_Vector*], *sundials4py.core._generic_N_Vector*, *sundials4py.core._generic_N_Vector*, *sundials4py.core._generic_N_Vector*, *sundials4py.core._generic_N_Vector*, *float*, *float*, *int*, *typing_extensions.CapsuleType*], *int*] | *None*) → *int*

See [`CVodeSetPreconditionerBS\(\)`](#).

`sundials4py.cvodes.CVodeSetProjErrEst`(*cvode_mem*: *typing_extensions.CapsuleType*, *onoff*: *int*) → *int*

See [`CVodeSetProjErrEst\(\)`](#).

`sundials4py.cvodes.CVodeSetProjFailEta`(*cvode_mem*: *typing_extensions.CapsuleType*, *eta*: *float*) → *int*

See [`CVodeSetProjFailEta\(\)`](#).

`sundials4py.cvodes.CVodeSetProjFn`(*cvode_mem*: *typing_extensions.CapsuleType*, *pfun*: *collections.abc.Callable*[[*float*, *sundials4py.core._generic_N_Vector*, *sundials4py.core._generic_N_Vector*, *float*, *sundials4py.core._generic_N_Vector*, *typing_extensions.CapsuleType*], *int*] | *None*) → *int*

See [`CVodeSetProjFn\(\)`](#).

`sundials4py.cvodes.CVodeSetProjFrequency`(*cvode_mem*: *typing_extensions.CapsuleType*, *proj_freq*: *int*) → *int*

See [`CVodeSetProjFrequency\(\)`](#).

`sundials4py.cvodes.CVodeSetQuadErrCon`(*cvode_mem*: *typing_extensions.CapsuleType*, *errconQ*: *int*) → *int*

See [`CVodeSetQuadErrCon\(\)`](#).

`sundials4py.cvodes.CVodeSetQuadErrConB`(*cvode_mem*: *typing_extensions.CapsuleType*, *which*: *int*,
errconQB: *int*) → *int*

See `CVodeSetQuadErrConB()`.

`sundials4py.cvodes.CVodeSetQuadSensErrCon`(*cvode_mem*: *typing_extensions.CapsuleType*, *errconQS*: *int*)
→ *int*

See `CVodeSetQuadSensErrCon()`.

`sundials4py.cvodes.CVodeSetRootDirection`(*cvode_mem*: *typing_extensions.CapsuleType*, *rootdir_ld*:
collections.abc.Sequence[int]) → *int*

See `CVodeSetRootDirection()`.

`sundials4py.cvodes.CVodeSetSensDQMethod`(*cvode_mem*: *typing_extensions.CapsuleType*, *DQtype*: *int*,
DQrhmax: *float*) → *int*

See `CVodeSetSensDQMethod()`.

`sundials4py.cvodes.CVodeSetSensErrCon`(*cvode_mem*: *typing_extensions.CapsuleType*, *errconS*: *int*) → *int*
See `CVodeSetSensErrCon()`.

`sundials4py.cvodes.CVodeSetSensMaxNonlinIters`(*cvode_mem*: *typing_extensions.CapsuleType*, *maxcorS*:
int) → *int*

See `CVodeSetSensMaxNonlinIters()`.

`sundials4py.cvodes.CVodeSetSensParams`(*cvode_mem*: *typing_extensions.CapsuleType*, *p_ld*:
numpy.ndarray[dtype=float64, shape=()]*, *order*='C', *pbar_ld*:
numpy.ndarray[dtype=float64, shape=()]*, *order*='C', *plist_ld*:
collections.abc.Sequence[int]) → *int*

See `CVodeSetSensParams()`.

`sundials4py.cvodes.CVodeSetStabLimDet`(*cvode_mem*: *typing_extensions.CapsuleType*, *stldet*: *int*) → *int*
See `CVodeSetStabLimDet()`.

`sundials4py.cvodes.CVodeSetStabLimDetB`(*cvode_mem*: *typing_extensions.CapsuleType*, *which*: *int*, *stldetB*:
int) → *int*

See `CVodeSetStabLimDetB()`.

`sundials4py.cvodes.CVodeSetStopTime`(*cvode_mem*: *typing_extensions.CapsuleType*, *tstop*: *float*) → *int*
See `CVodeSetStopTime()`.

`sundials4py.cvodes.CVodeWFtolerances`(*cvode_mem*: *typing_extensions.CapsuleType*, *efun*:
collections.abc.Callable[[sundials4py.core._generic_N_Vector,
sundials4py.core._generic_N_Vector,
typing_extensions.CapsuleType], *int*] | *None*) → *int*

See `CVodeWFtolerances()`.

Chapter 15

Release History

Date	SUNDIALS	ARKODE	CVODE	CVODES	IDA	IDAS	KINSOL
Apr 2026	7.7.0	6.7.0	7.7.0	7.7.0	7.7.0	6.7.0	7.7.0
Jan 2026	7.6.0	6.6.0	7.6.0	7.6.0	7.6.0	6.6.0	7.6.0
Sep 2025	7.5.0	6.5.0	7.5.0	7.5.0	7.5.0	6.5.0	7.5.0
Jun 2025	7.4.0	6.4.0	7.4.0	7.4.0	7.4.0	6.4.0	7.4.0
Apr 2025	7.3.0	6.3.0	7.3.0	7.3.0	7.3.0	6.3.0	7.3.0
Dec 2024	7.2.1	6.2.1	7.2.1	7.2.1	7.2.1	6.2.1	7.2.1
Dec 2024	7.2.0	6.2.0	7.2.0	7.2.0	7.2.0	6.2.0	7.2.0
Jun 2024	7.1.1	6.1.1	7.1.1	7.1.1	7.1.1	6.1.1	7.1.1
Jun 2024	7.1.0	6.1.0	7.1.0	7.1.0	7.1.0	6.1.0	7.1.0
Feb 2024	7.0.0	6.0.0	7.0.0	7.0.0	7.0.0	6.0.0	7.0.0
Dec 2023	6.7.0	5.7.0	6.7.0	6.7.0	6.7.0	5.7.0	6.7.0
Nov 2023	6.6.2	5.6.2	6.6.2	6.6.2	6.6.2	5.6.2	6.6.2
Sep 2023	6.6.1	5.6.1	6.6.1	6.6.1	6.6.1	5.6.1	6.6.1
Jul 2023	6.6.0	5.6.0	6.6.0	6.6.0	6.6.0	5.6.0	6.6.0
Mar 2023	6.5.1	5.5.1	6.5.1	6.5.1	6.5.1	5.5.1	6.5.1
Dec 2022	6.5.0	5.5.0	6.5.0	6.5.0	6.5.0	5.5.0	6.5.0
Oct 2022	6.4.1	5.4.1	6.4.1	6.4.1	6.4.1	5.4.1	6.4.1
Oct 2022	6.4.0	5.4.0	6.4.0	6.4.0	6.4.0	5.4.0	6.4.0
Aug 2022	6.3.0	5.3.0	6.3.0	6.3.0	6.3.0	5.3.0	6.3.0
Apr 2022	6.2.0	5.2.0	6.2.0	6.2.0	6.2.0	5.2.0	6.2.0
Feb 2022	6.1.1	5.1.1	6.1.1	6.1.1	6.1.1	5.1.1	6.1.1
Jan 2022	6.1.0	5.1.0	6.1.0	6.1.0	6.1.0	5.1.0	6.1.0
Dec 2021	6.0.0	5.0.0	6.0.0	6.0.0	6.0.0	5.0.0	6.0.0
Sep 2021	5.8.0	4.8.0	5.8.0	5.8.0	5.8.0	4.8.0	5.8.0
Jan 2021	5.7.0	4.7.0	5.7.0	5.7.0	5.7.0	4.7.0	5.7.0
Dec 2020	5.6.1	4.6.1	5.6.1	5.6.1	5.6.1	4.6.1	5.6.1
Dec 2020	5.6.0	4.6.0	5.6.0	5.6.0	5.6.0	4.6.0	5.6.0
Oct 2020	5.5.0	4.5.0	5.5.0	5.5.0	5.5.0	4.5.0	5.5.0
Sep 2020	5.4.0	4.4.0	5.4.0	5.4.0	5.4.0	4.4.0	5.4.0
May 2020	5.3.0	4.3.0	5.3.0	5.3.0	5.3.0	4.3.0	5.3.0
Mar 2020	5.2.0	4.2.0	5.2.0	5.2.0	5.2.0	4.2.0	5.2.0
Jan 2020	5.1.0	4.1.0	5.1.0	5.1.0	5.1.0	4.1.0	5.1.0
Oct 2019	5.0.0	4.0.0	5.0.0	5.0.0	5.0.0	4.0.0	5.0.0
Feb 2019	4.1.0	3.1.0	4.1.0	4.1.0	4.1.0	3.1.0	4.1.0

continues on next page

Table 15.1 – continued from previous page

Date	SUNDIALS	ARKODE	CVODE	CVODES	IDA	IDAS	KINSOL
Jan 2019	4.0.2	3.0.2	4.0.2	4.0.2	4.0.2	3.0.2	4.0.2
Dec 2018	4.0.1	3.0.1	4.0.1	4.0.1	4.0.1	3.0.1	4.0.1
Dec 2018	4.0.0	3.0.0	4.0.0	4.0.0	4.0.0	3.0.0	4.0.0
Oct 2018	3.2.1	2.2.1	3.2.1	3.2.1	3.2.1	2.2.1	3.2.1
Sep 2018	3.2.0	2.2.0	3.2.0	3.2.0	3.2.0	2.2.0	3.2.0
Jul 2018	3.1.2	2.1.2	3.1.2	3.1.2	3.1.2	2.1.2	3.1.2
May 2018	3.1.1	2.1.1	3.1.1	3.1.1	3.1.1	2.1.1	3.1.1
Nov 2017	3.1.0	2.1.0	3.1.0	3.1.0	3.1.0	2.1.0	3.1.0
Sep 2017	3.0.0	2.0.0	3.0.0	3.0.0	3.0.0	2.0.0	3.0.0
Sep 2016	2.7.0	1.1.0	2.9.0	2.9.0	2.9.0	1.3.0	2.9.0
Aug 2015	2.6.2	1.0.2	2.8.2	2.8.2	2.8.2	1.2.2	2.8.2
Mar 2015	2.6.1	1.0.1	2.8.1	2.8.1	2.8.1	1.2.1	2.8.1
Mar 2015	2.6.0	1.0.0	2.8.0	2.8.0	2.8.0	1.2.0	2.8.0
Mar 2012	2.5.0	–	2.7.0	2.7.0	2.7.0	1.1.0	2.7.0
May 2009	2.4.0	–	2.6.0	2.6.0	2.6.0	1.0.0	2.6.0
Nov 2006	2.3.0	–	2.5.0	2.5.0	2.5.0	–	2.5.0
Mar 2006	2.2.0	–	2.4.0	2.4.0	2.4.0	–	2.4.0
May 2005	2.1.1	–	2.3.0	2.3.0	2.3.0	–	2.3.0
Apr 2005	2.1.0	–	2.3.0	2.2.0	2.3.0	–	2.3.0
Mar 2005	2.0.2	–	2.2.2	2.1.2	2.2.2	–	2.2.2
Jan 2005	2.0.1	–	2.2.1	2.1.1	2.2.1	–	2.2.1
Dec 2004	2.0.0	–	2.2.0	2.1.0	2.2.0	–	2.2.0
Jul 2002	1.0.0	–	2.0.0	1.0.0	2.0.0	–	2.0.0
Mar 2002	–	–	1.0.0 ³	–	–	–	–
Feb 1999	–	–	–	–	1.0.0 ⁴	–	–
Aug 1998	–	–	–	–	–	–	1.0.0 ⁵
Jul 1997	–	–	1.0.0 ²	–	–	–	–
Sep 1994	–	–	1.0.0 ¹	–	–	–	–

1. CVODE written
2. PVODE written
3. CVODE and PVODE combined
4. IDA written
5. KINSOL written

Chapter 16

Changelog

16.1 Changes to SUNDIALS in release 7.7.0

New Features and Enhancements

The default number of stages for the SSP Runge-Kutta methods `ARKODE_LSRK_SSP_S_2` and `ARKODE_LSRK_SSP_S_3` in `LSRKStep` were changed from 10 and 9, respectively, to their minimum allowable values of 2 and 4. Users may revert to the previous values by calling `LSRKStepSetNumSSPStages()`.

Added the optional function `ARKodeInit()` to ARKODE to enable data allocation before the first call to `ARKodeEvolve()` (but after all other optional input routines have been called), to support users who measure memory usage before beginning a simulation.

Added the function `ARKodeGetStageIndex()` that returns the index of the stage currently being processed, and the total number of stages in the method, for users who wish to compute auxiliary quantities in their IVP right-hand side functions during some stages and not others (e.g., in all but the first or last stage).

Added the functions `ARKodeGetLastTime()` and `ARKodeGetLastState()` to return the last successful time and state achieved by ARKODE, respectively.

ARKODE now allows users to supply functions that will be called before each internal time step attempt (`ARKodeSetPreStepFn()`), after each successful time step (`ARKodeSetPostStepFn()`), before right-hand side routines are called on an updated state (`ARKodeSetPreRhsFn()`), and/or once each internal step/stage is computed (`ARKodeSetPostprocessStepFn()`/`ARKodeSetPostprocessStageFn()`). These are considered **advanced** functions, as they should treat the state vector as read-only, otherwise all theoretical guarantees of solution accuracy and stability will be lost. As a result of these new functions, the values of multiple ARKODE return codes (e.g., `ARK_INTERP_FAIL`) have been updated; users who key off of the named constants will not be affected, but users who rely on the values themselves should update their codes accordingly.

Note to users utilizing the previously undocumented `ARKodeSetPostprocessStepFn()` function, the supplied function is now called on the newly computed state vector for all step attempts not just successful steps. To obtain the previous behavior of only calling a function on successful steps, switch to using `ARKodeSetPostStepFn()`.

Added `SUNLogger_Set{Error,Warning,Info,Debug}File` functions to allow setting logger output streams with a `FILE*`.

Updated the Kokkos `N_Vector` to support Kokkos 5.x versions.

Bug Fixes

Fixed a CMake bug where the `SuperLU_MT` interface would not be built and installed without setting the `SUPERLUMT_WORKS` option to `TRUE`.

Fixed the embedded coefficients for the ARKODE_TSITOURAS_7_4_5 Butcher table.

Fixed a bug in LSRKStep where an incorrect state vector could be passed to a user-supplied dominant eigenvalue function on the first step unless the output vector passed to `ARKodeEvolve()` contained the initial condition and when an eigenvalue estimate is requested on the first step in a subsequent call to `ARKodeEvolve()` unless the output vector passed contained the most recently returned solution.

Fixed a potential bug in LSRKStep's `ARKODE_LSRK_SSP_S_3` method, where a real number was used instead of an integer, potentially resulting in a rounding error.

Fixed a bug in MRIStep for estimating the first “slow” time step in an adaptive multirate calculation.

Fixed a bug in MRIStep when using a custom inner integrator that relies on the input state being the initial condition for the fast integration rather than retaining the result from the last inner integration or most recent reset call and the output vector passed to `ARKodeEvolve()` does not contain the initial condition on the first call or the last returned solution on subsequent calls.

Added a missing call to `SUNNonlinSolSetup()` in MRIStep when using an IMEX-MRI-SR method.

Fixed a bug in the ARKODE discrete adjoint checkpointing where an incorrect state would be stored on the first step if the output vector passed to `ARKodeEvolve()` did not contain the initial condition on the first call.

Removed extraneous copy of output vector when using ARKODE in ARK_ONE_STEP mode.

Removed an extraneous copy of the output vector in each step with SplittingStep.

Fixed a bug in logging output from ARKODE, where for some time stepping modules, the current “time” output in the logger was incorrect.

Fixed a bug where passing an empty string to `SUNLogger_Set{Error,Warning,Info,Debug}Filename` did not disable the corresponding logging stream [Issue #844](#).

Deprecation Notices

The `CCodeSetMonitorFn` and `CCodeSetMonitorFrequency` functions have been deprecated and will be removed in the next major release.

Several CMake options have been deprecated in favor of namespaced versions prefixed with `SUNDIALS_` to avoid naming collisions in applications that include SUNDIALS directly within their CMake builds. Additionally, a consistent naming convention (`SUNDIALS_ENABLE`) is now used for all boolean options. The table below lists the old CMake option names and the new replacements.

Old Option	New Option
<code>BUILD_ARKODE</code>	<code>SUNDIALS_ENABLE_ARKODE</code>
<code>BUILD_CCODE</code>	<code>SUNDIALS_ENABLE_CCODE</code>
<code>BUILD_CCODES</code>	<code>SUNDIALS_ENABLE_CCODES</code>
<code>BUILD_IDA</code>	<code>SUNDIALS_ENABLE_IDA</code>
<code>BUILD_IDAS</code>	<code>SUNDIALS_ENABLE_IDAS</code>
<code>BUILD_KINSOL</code>	<code>SUNDIALS_ENABLE_KINSOL</code>
<code>ENABLE_MPI</code>	<code>SUNDIALS_ENABLE_MPI</code>
<code>ENABLE_OPENMP</code>	<code>SUNDIALS_ENABLE_OPENMP</code>
<code>ENABLE_OPENMP_DEVICE</code>	<code>SUNDIALS_ENABLE_OPENMP_DEVICE</code>
<code>OPENMP_DEVICE_WORKS</code>	<code>SUNDIALS_ENABLE_OPENMP_DEVICE_CHECKS</code>
<code>ENABLE_PTHREAD</code>	<code>SUNDIALS_ENABLE_PTHREAD</code>
<code>ENABLE_CUDA</code>	<code>SUNDIALS_ENABLE_CUDA</code>
<code>ENABLE_HIP</code>	<code>SUNDIALS_ENABLE_HIP</code>
<code>ENABLE_SYCL</code>	<code>SUNDIALS_ENABLE_SYCL</code>
<code>ENABLE_LAPACK</code>	<code>SUNDIALS_ENABLE_LAPACK</code>
<code>LAPACK_WORKS</code>	<code>SUNDIALS_ENABLE_LAPACK_CHECKS</code>

continues on next page

Table 16.1 – continued from previous page

ENABLE_GINKGO	<i>SUNDIALS_ENABLE_GINKGO</i>
GINKGO_WORKS	<i>SUNDIALS_ENABLE_GINKGO_CHECKS</i>
ENABLE_MAGMA	<i>SUNDIALS_ENABLE_MAGMA</i>
MAGMA_WORKS	<i>SUNDIALS_ENABLE_MAGMA_CHECKS</i>
ENABLE_SUPERLUDIST	<i>SUNDIALS_ENABLE_SUPERLUDIST</i>
SUPERLUDIST_WORKS	<i>SUNDIALS_ENABLE_SUPERLUDIST_CHECKS</i>
ENABLE_SUPERLUMT	<i>SUNDIALS_ENABLE_SUPERLUMT</i>
SUPERLUMT_WORKS	<i>SUNDIALS_ENABLE_SUPERLUMT_CHECKS</i>
ENABLE_KLU	<i>SUNDIALS_ENABLE_KLU</i>
KLU_WORKS	<i>SUNDIALS_ENABLE_KLU_CHECKS</i>
ENABLE_HYPRE	<i>SUNDIALS_ENABLE_HYPRE</i>
HYPRE_WORKS	<i>SUNDIALS_ENABLE_HYPRE_CHECKS</i>
ENABLE_PETSC	<i>SUNDIALS_ENABLE_PETSC</i>
PETSC_WORKS	<i>SUNDIALS_ENABLE_PETSC_CHECKS</i>
ENABLE_TRILINOS	<i>SUNDIALS_ENABLE_TRILINOS</i>
ENABLE_RAJA	<i>SUNDIALS_ENABLE_RAJA</i>
ENABLE_XBRAID	<i>SUNDIALS_ENABLE_XBRAID</i>
XBRAID_WORKS	<i>SUNDIALS_ENABLE_XBRAID_CHECKS</i>
ENABLE_ONEMKL	<i>SUNDIALS_ENABLE_ONEMKL</i>
ONEMKL_WORKS	<i>SUNDIALS_ENABLE_ONEMKL_CHECKS</i>
ENABLE_CALIPER	<i>SUNDIALS_ENABLE_CALIPER</i>
ENABLE_ADIK	<i>SUNDIALS_ENABLE_ADIK</i>
ENABLE_KOKKOS	<i>SUNDIALS_ENABLE_KOKKOS</i>
KOKKOS_WORKS	<i>SUNDIALS_ENABLE_KOKKOS_CHECKS</i>
ENABLE_KOKKOS_KERNELS	<i>SUNDIALS_ENABLE_KOKKOS_KERNELS</i>
KOKKOS_KERNELS_WORKS	<i>SUNDIALS_ENABLE_KOKKOS_KERNELS_CHECKS</i>
BUILD_FORTRAN_MODULE_INTERFACE	<i>SUNDIALS_ENABLE_FORTRAN</i>
SUNDIALS_BUILD_WITH_PROFILING	<i>SUNDIALS_ENABLE_PROFILING</i>
SUNDIALS_BUILD_WITH_MONITORING	<i>SUNDIALS_ENABLE_MONITORING</i>
SUNDIALS_BUILD_PACKAGE_FUSED_KERNELS	<i>SUNDIALS_ENABLE_PACKAGE_FUSED_KERNELS</i>
EXAMPLES_ENABLE_C	<i>SUNDIALS_ENABLE_C_EXAMPLES</i>
EXAMPLES_ENABLE_CXX	<i>SUNDIALS_ENABLE_CXX_EXAMPLES</i>
EXAMPLES_ENABLE_F2003	<i>SUNDIALS_ENABLE_FORTRAN_EXAMPLES</i>
EXAMPLES_ENABLE_CUDA	<i>SUNDIALS_ENABLE_CUDA_EXAMPLES</i>
EXAMPLES_INSTALL	<i>SUNDIALS_ENABLE_EXAMPLES_INSTALL</i>
EXAMPLES_INSTALL_PATH	<i>SUNDIALS_EXAMPLES_INSTALL_PATH</i>
BUILD_BENCHMARKS	<i>SUNDIALS_ENABLE_BENCHMARKS</i>
BENCHMARKS_INSTALL_PATH	<i>SUNDIALS_BENCHMARKS_INSTALL_PATH</i>
SUNDIALS_BENCHMARK_OUTPUT_DIR	<i>SUNDIALS_BENCHMARKS_OUTPUT_DIR</i>
SUNDIALS_BENCHMARK_CALIPER_OUTPUT_DIR	<i>SUNDIALS_BENCHMARKS_CALIPER_OUTPUT_DIR</i>
SUNDIALS_BENCHMARK_NUM_CPUS	<i>SUNDIALS_BENCHMARKS_NUM_CPUS</i>
SUNDIALS_BENCHMARK_NUM_GPUS	<i>SUNDIALS_BENCHMARKS_NUM_GPUS</i>
ENABLE_ALL_WARNINGS	<i>SUNDIALS_ENABLE_ALL_WARNINGS</i>
ENABLE_WARNINGS_AS_ERRORS	<i>CMAKE_COMPILE_WARNING_AS_ERROR</i>
ENABLE_ADDRESS_SANITIZER	<i>SUNDIALS_ENABLE_ADDRESS_SANITIZER</i>
ENABLE_MEMORY_SANITIZER	<i>SUNDIALS_ENABLE_MEMORY_SANITIZER</i>
ENABLE_LEAK_SANITIZER	<i>SUNDIALS_ENABLE_LEAK_SANITIZER</i>

Following the updated CMake options, the macros listed below have been deprecated and replaced with versions that align with the new CMake options.

Old Macro	New Macro
SUNDIALS_BUILD_WITH_PROFILING	SUNDIALS_ENABLE_PROFILING
SUNDIALS_BUILD_WITH_MONITORING	SUNDIALS_ENABLE_MONITORING
SUNDIALS_BUILD_PACKAGE_FUSED_KERNELS	SUNDIALS_ENABLE_PACKAGE_FUSED_KERNELS

16.2 Changes to SUNDIALS in release 7.6.0

Major Features

SUNDIALS now has official Python interfaces! With this release, we are shipping a **beta version** of the `sundials4py` Python module (created with `nanobind` and `litgen`). `sundials4py` provides explicit interfaces to most features of SUNDIALS. See the *Python* section of the user guide for more information.

New Features and Enhancements

Added functions to CVODE(S) and IDA(S) to set the maximum number of inequality constraint failures in a step attempt (`CVodeSetMaxNumConstraintFails()` and `IDASetMaxNumConstraintFails()`) and to retrieve the total number of failed step attempts due to an inequality constraint violation (`CVodeGetNumConstraintFails()` and `IDAGetNumConstraintFails()`). As a result, constraint failures are no longer included in the number of step failures due to a solver failure (i.e., the values returned by `CVodeGetNumStepSolveFails()` and `IDAGetNumStepSolveFails()`). The functions `CVodeGetNumConstraintCorrections()` and `IDAGetNumConstraintCorrections()` were also added to retrieve the number of steps where the corrector was modified to satisfy an inequality constraint without failing the step.

The functions `CVodeGetUserDataB` and `IDAGetUserDataB` were added to CVODES and IDAS, respectively.

Bug Fixes

Fixed a bug in the CVODE(S) inequality constraint handling where the predicted state was used to compute the step size reduction factor which could lead to an insufficient reduction in the step size or, when the prediction violates the constraints, an infinitely large step size in the next step attempt (*Issue #702*).

On the initial time step with a user-supplied initial step size, ARKODE and CVODE(S) will now return `ARK_T00_CLOSE` or `CV_T00_CLOSE`, respectively, when the requested output time is the same as, or within numerical roundoff of, the initial time (*Issue #722*). Before a `T00_CLOSE` error would only be returned when internally estimating the initial step size. In IDA(S), added a `IDA_T00_CLOSE` return value for when the initial and output time are too close. Previously, IDA(S) would return `IDA_ILL_INPUT`.

Fixed a bug in ARKODE, CVODE(S), and IDA(S) where the linear solver counters were not reset on reinitialization until the next call to advance the system. As such, non-zero linear solver statistics could be returned if retrieving or printing linear solver counters between reinitialization and the next call to advance the system.

In CVODES and IDA, added missing return flag names to `CVodeGetReturnFlagName()` and `IDAGetReturnFlagName()`, respectively.

The `SPRKStep` module now accounts for zero coefficients in the `SPRK` tables, eliminating extraneous function evaluations.

A bug was fixed in `KINSOL` where the information logging function would always be called even when informational logging was disabled (*Issue #801*).

A bug preventing a user supplied `SUNStepper_ResetCheckpointIndex()` function from being called was fixed.

The interface to Ginkgo batched linear solvers has been updated to fix build errors when using 64-bit index types (*Issue #797*). Note, only the batched dense matrix in Ginkgo is currently compatible with 64-bit indexing (as of Ginkgo 1.10).

The Kokkos `N_Vector` now properly handles unmanaged views. Previously, if a Kokkos `N_Vector` was created from an unmanaged view, the view would become a managed view and the data would be freed unexpectedly.

Fixed a CMake bug which resulted in static targets depending on shared targets when building both types of libraries in the same build ([Issue #692](#)).

Some installed Fortran example makefiles were not linking to `sundials_fcore_mod` and `sundials_core` libraries as they should be. This is now fixed.

Deprecation Notices

The `N_Vector_S` typedef to `N_Vector*` is deprecated and will be removed in the next major release.

The `CSC_MAT` and `CSR_MAT` macros defined in `sunmatrix_sparse.h` will be removed in the next major release. Use `SUN_CSC_MAT` and `SUN_CSR_MAT` instead.

`SUNDIALSFileOpen` and `SUNDIALSFileClose` will be removed in the next major release. Use [`SUNFileOpen\(\)`](#) and [`SUNFileClose\(\)`](#) instead.

The `Convert` methods on the `sundials::kokkos::Vector`, `sundials::kokkos::DenseMatrix`, `sundials::ginkgo::Matrix`, `sundials::ginkgo::BatchMatrix`, `sundials::kokkos::DenseLinearSolver`, `sundials::ginkgo::LinearSolver`, and `sundials::ginkgo::BatchLinearSolver` classes have been deprecated and will be removed in the next major release. The method `get`, should be used instead.

16.3 Changes to SUNDIALS in release 7.5.0

Major Features

Added the [`SUNDomEigEstimator`](#) interface for estimating the dominant eigenvalue value of a system. Two implementations are provided: Power Iteration and Arnoldi Iteration. The latter method requires building with LAPACK support enabled.

Added the function [`LSRKStepSetDomEigEstimator`](#) in `LSRKStep` to attach a [`SUNDomEigEstimator`](#), when using Runge-Kutta-Chebyshev or Runge-Kutta-Legendre methods, as an alternative to supplying a user-defined function to compute the dominant eigenvalue.

Added `SetOptions` functions all SUNDIALS packages and the classes for adaptivity controllers, dominant eigenvalue estimators, linear solvers, and nonlinear solvers to support setting options with command line inputs.

New Features and Enhancements

A new `SUNLinearSolver`, `SUNLINEARSOLVER_GINKGOBATCH`, and corresponding `SUNMatrix`, `SUNMATRIX_GINKGOBATCH`, were added for solving block/batched linear systems with the [Ginkgo linear solver library](#). As a result, Ginkgo 1.9.0 or newer is now required when enabling Ginkgo support.

The functions [`KINSetMAA\(\)`](#) and [`KINSetOrthAA\(\)`](#) have been updated to allow for setting the Anderson acceleration depth and orthogonalization method after [`KINInit\(\)`](#). Additionally, [`KINSetMAA\(\)`](#) and [`KINSetNumMaxIters\(\)`](#) may now be called in any order.

Bug Fixes

Fixed a bug in how `MRIStep` interacts with an `MRIHTol` `SUNAdaptController` object (the previous version essentially just reverted to a decoupled multirate controller). Removed the upper limit on `inner_max_tolfac` in [`SUNAdaptController_SetParams_MRIHTol\(\)`](#).

The shared library version numbers for the oneMKL dense linear solver and matrix as well as the PETSc SNES nonlinear solver have been corrected.

Fixed a CMake bug where the MRI H-Tol controller was not included in the ARKODE Fortran module.

Fixed a bug in the CUDA and HIP implementations of [`SUNMemoryHelper_CopyAsync\(\)`](#) where the execution stream is not extracted correctly from the helper when a stream is not provided to [`SUNMemoryHelper_CopyAsync\(\)`](#).

Fixed a bug in MRISStep where a segfault would occur when an MRI coupling table is not explicitly set and an MRI integrator is nested inside another MRI integrator.

Fixed a bug in MRISStep where MERK methods with unordered stage groups (MERK43 and MERK54) would include stage right-hand side vectors that had not been computed yet in fast time scale forcing computations. These vectors were scaled by zero, so in most cases the extraneous computations would not impact results. However, in cases where these vectors contain `inf` or `nan`, this would lead to erroneous forcing terms.

Fixed a bug in `ARKodeSetDefaults()` with LSRKStep where the stored spectral radius data was reset to zero, flags to update the dominant eigenvalue were reset to true, and a flag indicating if an SSP is being used was reset to false.

Fixed a bug introduced in v7.3.0 in KINSOL when using Anderson acceleration and solving a problem multiple times with the same KINSOL instance. In this use case, the current Anderson acceleration depth from the initial solve was not reinitialized on subsequent solves.

Fixed a logging bug in KINSOL where logging messages would not be output.

Fixed a bug in the `suntools.logs` Python module where the `get_history` function, when given a `step_status` for filtering output from a multirate method, would only extract values from the fast time scale if the slow time scale step matched the given status filter. Fixed an additional bug in `get_history` with MRI-GARK methods where values would not be extracted from a fast time scale integration associated with an embedding.

16.4 Changes to SUNDIALS in release 7.4.0

New Features and Enhancements

`ARKodeSetCFLFraction()` now allows `cfl_frac` to be greater than or equal to one.

Added an option to enable compensated summation of the time accumulator for all of ARKODE. This was previously only an option for the SPRKStep module. The new function to call to enable this is `ARKodeSetUseCompensatedSums()`.

Bug Fixes

Fixed segfaults in `CVodeAdjInit()` and `IDAAdjInit()` when called after adjoint memory has been freed.

Fixed a CMake bug that would cause the Caliper compile test to fail at configure time.

Fixed a bug in the CVODE/CVODES `CVodeSetEtaFixedStepBounds()` function which disallowed setting `eta_min_fx` or `eta_max_fx` to 1.

`SUNAdjointStepper_PrintAllStats()` was reporting the wrong quantity for the number of “recompute passes” and has been fixed.

Deprecation Notices

The `SPRKStepSetUseCompensatedSums()` function has been deprecated. Use the `ARKodeSetUseCompensatedSums()` function instead.

16.5 Changes to SUNDIALS in release 7.3.0

Major Features

A new discrete adjoint capability for explicit Runge–Kutta methods has been added to the ARKODE ERKStep and ARKStep stepper modules. This is based on a new set of shared classes, `SUNAdjointStepper` and `SUNAdjointCheckpointScheme`. A new example demonstrating this capability can be found in `examples/arkode/C_serial/ark_lotka_volterra_ASA.c`. See the [Adjoint Sensitivity Analysis](#) section of the ARKODE user guide for details.

New Features and Enhancements

ARKODE

The following changes have been made to the default ERK, DIRK, and ARK methods in ARKODE to utilize more efficient methods:

Type	Old Default	New Default
2nd Order Explicit	ARKODE_HEUN_EULER_2_1_2	ARKODE_RALSTON_3_1_2
4th Order Explicit	ARKODE_ZONNEVELD_5_3_4	ARKODE_SOFRONIOU_SPALETTA_5_3_4
5th Order Explicit	ARKODE_CASH_KARP_6_4_5	ARKODE_TSITOURAS_7_4_5
6th Order Explicit	ARKODE_VERNER_8_5_6	ARKODE_VERNER_9_5_6
8th Order Explicit	ARKODE_FEHLBERG_13_7_8	ARKODE_VERNER_13_7_8
2nd Order Implicit	ARKODE_SDIRK_2_1_2	ARKODE_ARK2_DIRK_3_1_2
3rd Order Implicit	ARKODE_ARK324L2SA_DIRK_4_2_3	ARKODE_ESDIRK325L2SA_5_2_3
4th Order Implicit	ARKODE_SDIRK_5_3_4	ARKODE_ESDIRK436L2SA_6_3_4
5th Order Implicit	ARKODE_ARK548L2SA_DIRK_8_4_5	ARKODE_ESDIRK547L2SA2_7_4_5
4th Order ARK	ARKODE_ARK436L2SA_ERK_6_3_4 ARKODE_ARK436L2SA_DIRK_6_3_4	and ARKODE_ARK437L2SA_ERK_7_3_4 ARKODE_ARK437L2SA_DIRK_7_3_4
5th Order ARK	ARKODE_ARK548L2SA_ERK_8_4_5 ARKODE_ARK548L2SA_DIRK_8_4_5	and ARKODE_ARK548L2SAb_ERK_8_4_5 ARKODE_ARK548L2SAb_DIRK_8_4_5

The old default methods can be loaded using the functions `ERKStepSetTableName()` or `ERKStepSetTableNum()` with `ERKStep` and `ARKStepSetTableName()` or `ARKStepSetTableNum()` with `ARKStep` and passing the desired method name string or constant, respectively. For example, the following call can be used to load the old default fourth order method with `ERKStep`:

```
/* Load the old 4th order ERK method using the table name */
ierr = ERKStepSetTableName(arkode_mem, "ARKODE_ZONNEVELD_5_3_4");
```

Similarly with `ARKStep`, the following calls can be used for ERK, DIRK, or ARK methods, respectively:

```
/* Load the old 4th order ERK method by name */
ierr = ARKStepSetTableName(arkode_mem, "ARKODE_DIRK_NONE",
                           "ARKODE_ZONNEVELD_5_3_4");

/* Load the old 4th order DIRK method by name */
ierr = ARKStepSetTableName(arkode_mem, "ARKODE_SDIRK_5_3_4",
                           "ARKODE_ERK_NONE");

/* Load the old 4th order ARK method by name */
ierr = ARKStepSetTableName(arkode_mem, "ARKODE_ARK436L2SA_DIRK_6_3_4",
                           "ARKODE_ARK436L2SA_ERK_6_3_4");
```

Additionally, the following changes have been made to the default time step adaptivity parameters in ARKODE:

Parameter	Old Default	New Default
Controller	PID (PI for ERKStep)	I
Safety Factor	0.96	0.9
Bias	1.5 (1.2 for ERKStep)	1.0
Fixed Step Bounds	[1.0, 1.5]	[1.0, 1.0]
Adaptivity Adjustment	-1	0

The following calls can be used to restore the old defaults for ERKStep:

```
SUNAdaptController controller = SUNAdaptController_Soderlind(ctx);
SUNAdaptController_SetParams_PI(controller, 0.8, -0.31);
ARKodeSetAdaptController(arkode_mem, controller);
SUNAdaptController_SetErrorBias(controller, 1.2);
ARKodeSetSafetyFactor(arkode_mem, 0.96);
ARKodeSetFixedStepBounds(arkode_mem, 1, 1.5);
ARKodeSetAdaptivityAdjustment(arkode_mem, -1);
```

The following calls can be used to restore the old defaults for other ARKODE integrators:

```
SUNAdaptController controller = SUNAdaptController_PID(ctx);
ARKodeSetAdaptController(arkode_mem, controller);
SUNAdaptController_SetErrorBias(controller, 1.5);
ARKodeSetSafetyFactor(arkode_mem, 0.96);
ARKodeSetFixedStepBounds(arkode_mem, 1, 1.5);
ARKodeSetAdaptivityAdjustment(arkode_mem, -1);
```

In both cases above, destroy the controller at the end of the run with `SUNAdaptController_Destroy(controller)`;
.

The Soderlind time step adaptivity controller now starts with an I controller until there is sufficient history of past time steps and errors.

Added `ARKodeSetAdaptControllerByName()` to set a time step adaptivity controller with a string. There are also four new controllers: `SUNAdaptController_H0211()`, `SUNAdaptController_H0321()`, `SUNAdaptController_H211()`, and `SUNAdaptController_H312()`.

Added the `ARKODE_RALSTON_3_1_2` and `ARKODE_TSITOURAS_7_4_5` explicit Runge-Kutta Butcher tables.

Improved the precision of the coefficients for `ARKODE_ARK324L2SA_ERK_4_2_3`, `ARKODE_VERNER_9_5_6`, `ARKODE_VERNER_10_6_7`, `ARKODE_VERNER_13_7_8`, `ARKODE_ARK324L2SA_DIRK_4_2_3`, and `ARKODE_ESDIRK324L2SA_4_2_3`.

CVODE / CVODES

Added support for resizing CVODE and CVODES when solving initial value problems where the number of equations and unknowns changes over time. Resizing requires a user supplied history of solution and right-hand side values at the new problem size, see `CVodeResizeHistory()` for more information.

KINSOL

Added support in KINSOL for setting user-supplied functions to compute the damping factor and, when using Anderson acceleration, the depth in fixed-point or Picard iterations. See `KINSetDampingFn()` and `KINSetDepthFn()`, respectively, for more information.

SUNDIALS Types

A new type, *suncountertype*, was added for the integer type used for counter variables. It is currently an alias for `long int`.

Bug Fixes

ARKODE

Fixed bug in `ARKodeResize()` which caused it return an error for MRI methods.

Removed error floors from the `SUNAdaptController` implementations which could unnecessarily limit the time size growth, particularly after the first step.

Fixed bug in `ARKodeSetFixedStep()` where it could return `ARK_SUCCESS` despite an error occurring.

Fixed bug in the ARKODE `SPRKStep` `SPRKStepReInit()` function and `ARKodeReset()` function with `SPRKStep` that could cause a segmentation fault when compensated summation is not used.

KINSOL

Fixed a bug in KINSOL where an incorrect damping parameter is applied on the initial iteration with Anderson acceleration unless `KINSetDamping()` and `KINSetDampingAA()` are both called with the same value when enabling damping.

Fixed a bug in KINSOL where errors that occurred when computing Anderson acceleration were not captured.

Added missing return values to `KINGetReturnFlagName()`.

CMake

Fixed the behavior of `SUNDIALS_ENABLE_ERROR_CHECKS` so additional runtime error checks are disabled by default with all release build types. Previously, `MinSizeRel` builds enabled additional error checking by default.

Deprecation Notices

All work space functions, e.g., `CVodeGetWorkSpace` and `ARKodeGetLinWorkSpace`, have been deprecated and will be removed in version 8.0.0.

16.6 Changes to SUNDIALS in release 7.2.1

New Features and Enhancements

Unit tests were separated from examples. To that end, the following directories were moved out of the `examples/` directory to the `test/unit_tests` directory: `nvector`, `sunmatrix`, `sunlinsol`, and `sunnonlinsol`.

Bug Fixes

Fixed a bug in `ARKStep` where an extra right-hand side evaluation would occur each time step when enabling the `ARKodeSetAutonomous()` option and using an IMEX method where the DIRK table has an implicit first stage and is not stiffly accurate.

16.7 Changes to SUNDIALS in release 7.2.0

Major Features

Added a time-stepping module to ARKODE for low storage Runge–Kutta methods, `LSRKStep`. This currently supports five explicit low-storage methods: the second-order Runge–Kutta–Chebyshev and Runge–Kutta–Legendre methods, and the second- through fourth-order optimal strong stability preserving Runge–Kutta methods. All methods include embeddings for temporal adaptivity.

Added an operator splitting module, [SplittingStep](#), and forcing method module, [ForcingStep](#), to ARKODE. These modules support a broad range of operator-split time integration methods for multiphysics applications.

Added support for multirate time step adaptivity controllers, based on the recently introduced [SUNAdaptController](#) base class, to ARKODE's [MRISStep](#) module. As a part of this, we added embeddings for existing MRI-GARK methods, as well as support for embedded MERK and IMEX-MRI-SR methods. Added new default MRI methods for temporally adaptive versus fixed-step runs.

New Features and Enhancements

Logging

The information level logging output in ARKODE, CVODE(S), and IDA(S) has been updated to be more uniform across the packages and a new `tools` directory has been added with a Python module, `suntools`, containing utilities for parsing logging output. The Python utilities for parsing CSV output have been relocated from the `scripts` directory to the Python module.

SUNStepper

Added the [SUNStepper](#) base class to represent a generic solution procedure for IVPs. This is used by the [SplittingStep](#) and [ForcingStep](#) modules of ARKODE. A [SUNStepper](#) can be created from an ARKODE memory block with the new function [ARKodeCreateSUNStepper\(\)](#). To enable interoperability with [MRISStepInnerStepper](#), the function [MRISStepInnerStepper_CreateFromSUNStepper\(\)](#) was added.

ARKODE

Added functionality to ARKODE to accumulate a temporal error estimate over multiple time steps. See the routines [ARKodeSetAccumulatedErrorType\(\)](#), [ARKodeResetAccumulatedError\(\)](#), and [ARKodeGetAccumulatedError\(\)](#) for details.

Added the [ARKodeSetStepDirection\(\)](#) and [ARKodeGetStepDirection\(\)](#) functions to change and query the direction of integration.

Added the function [MRISStepGetNumInnerStepperFails\(\)](#) to retrieve the number of recoverable failures reported by the [MRISStepInnerStepper](#).

Added a utility routine to wrap any valid ARKODE integrator for use as an [MRISStep](#) inner stepper object, [ARKodeCreateMRISStepInnerStepper\(\)](#).

The following DIRK schemes now have coefficients accurate to quad precision:

- [ARKODE_BILLINGTON_3_3_2](#)
- [ARKODE_KVAERNO_4_2_3](#)
- [ARKODE_CASH_5_2_4](#)
- [ARKODE_CASH_5_3_4](#)
- [ARKODE_KVAERNO_5_3_4](#)
- [ARKODE_KVAERNO_7_4_5](#)

CMake

The default value of [CMAKE_CUDA_ARCHITECTURES](#) is no longer set to 70 and is now determined automatically by CMake. The previous default was only valid for Volta GPUs while the automatically selected value will vary across compilers and compiler versions. As such, users are encouraged to override this value with the architecture for their system.

The build system has been updated to utilize the CMake LAPACK imported target which should ease building SUN-DIALS with LAPACK libraries that require setting specific linker flags e.g., MKL.

Third Party Libraries

The Trilinos Tpetra NVector interface has been updated to utilize CMake imported targets added in Trilinos 14 to improve support for different Kokkos backends with Trilinos. As such, Trilinos 14 or newer is required and the `Trilinos_INTERFACE_*` CMake options have been removed.

Example programs using *hypre* have been updated to support v2.20 and newer.

Bug Fixes

CMake

Fixed a CMake bug regarding usage of missing “`print_warning`” macro that was only triggered when the deprecated `CUDA_ARCH` option was used.

Fixed a CMake configuration issue related to aliasing an `ALIAS` target when using `ENABLE_KLU=ON` in combination with a static-only build of SuiteSparse.

Fixed a CMake issue which caused third-party CMake variables to be unset. Users may see more options in the CMake GUI now as a result of the fix. See details in GitHub Issue #538.

NVector

Fixed a build failure with the SYCL NVector when using Intel oneAPI 2025.0 compilers. See GitHub Issue #596.

Fixed compilation errors when building the Trilinos Tpetra NVector with CUDA support.

SUNMatrix

Fixed a [bug](#) in the sparse matrix implementation of `SUNMatScaleAddI()` which caused out of bounds writes unless `indexvals` were in ascending order for each row/column.

SUNLinearSolver

Fixed a bug in the SPTFQMR linear solver where recoverable preconditioner errors were reported as unrecoverable.

ARKODE

Fixed `ARKodeResize()` not using the default `hscale` when an argument of 0 was provided.

Fixed a memory leak that could occur if `ARKodeSetDefaults()` is called repeatedly.

Fixed the loading of ARKStep’s default first order explicit method.

Fixed loading the default IMEX-MRI method if `ARKodeSetOrder()` is used to specify a third or fourth order method. Previously, the default second order method was loaded in both cases.

Fixed potential memory leaks and out of bounds array accesses that could occur in the ARKODE Lagrange interpolation module when changing the method order or polynomial degree after re-initializing an integrator.

Fixed a bug in ARKODE when enabling rootfinding with fixed step sizes and the initial value of the rootfinding function is zero. In this case, uninitialized right-hand side data was used to compute a state value near the initial condition to determine if any rootfinding functions are initially active.

Fixed a bug in MRISStep where the data supplied to the Hermite interpolation module did not include contributions from the fast right-hand side function. With this fix, users will see one additional fast right-hand side function evaluation per slow step with the Hermite interpolation option.

Fixed a bug in SPRKStep when using compensated summations where the error vector was not initialized to zero.

CVODE(S)

Fixed a bug where `CVodeSetProjFailEta()` would ignore the *eta* parameter.

Fortran Interfaces

Fixed a bug in the 32-bit `sunindextype` Fortran interfaces to `N_VGetSubvectorArrayPointer_ManyVector()`, `N_VGetSubvectorArrayPointer_MPIManyVector()`, `SUNBandMatrix_Column()` and `SUNDenseMatrix_Column()` where 64-bit `sunindextype` interface functions were used.

Deprecation Notices

Deprecated the ARKStep-specific utility routine for wrapping an ARKStep instance as an MRISStep inner stepper object, `ARKStepCreateMRISStepInnerStepper()`. Use `ARKodeCreateMRISStepInnerStepper()` instead.

The ARKODE stepper specific functions to retrieve the number of right-hand side function evaluations have been deprecated. Use `ARKodeGetNumRhsEvals()` instead.

16.8 Changes to SUNDIALS in release 7.1.1

Bug Fixes

Fixed a [bug](#) in v7.1.0 with the SYCL `N_Vector N_VSpace` function.

16.9 Changes to SUNDIALS in release 7.1.0

Major Features

Created shared user interface functions for ARKODE to allow more uniform control over time-stepping algorithms, improved extensibility, and simplified code maintenance. The corresponding stepper-specific user-callable functions are now deprecated and will be removed in a future major release.

Added CMake infrastructure that enables externally maintained addons/plugins to be *optionally* built with SUNDIALS. See [Contributing](#) for details.

New Features and Enhancements

Added support for Kokkos Kernels v4.

Added the following Runge-Kutta Butcher tables

- `ARKODE_FORWARD_EULER_1_1`
- `ARKODE_RALSTON_EULER_2_1_2`
- `ARKODE_EXPLICIT_MIDPOINT_EULER_2_1_2`
- `ARKODE_BACKWARD_EULER_1_1`
- `ARKODE_IMPLICIT_MIDPOINT_1_2`
- `ARKODE_IMPLICIT_TRAPEZOIDAL_2_2`

Added the following MRI coupling tables

- `ARKODE_MRI_GARK_FORWARD_EULER`
- `ARKODE_MRI_GARK_RALSTON2`
- `ARKODE_MRI_GARK_RALSTON3`
- `ARKODE_MRI_GARK_BACKWARD_EULER`
- `ARKODE_MRI_GARK_IMPLICIT_MIDPOINT`
- `ARKODE_IMEX_MRI_GARK_EULER`
- `ARKODE_IMEX_MRI_GARK_TRAPEZOIDAL`
- `ARKODE_IMEX_MRI_GARK_MIDPOINT`

Added `ARKodeButcherTable_ERKIDToName()` and `ARKodeButcherTable_DIRKIDToName()` to convert a Butcher table ID to a string representation.

Added the function `ARKodeSetAutonomous()` in ARKODE to indicate that the implicit right-hand side function does not explicitly depend on time. When using the trivial predictor, an autonomous problem may reuse implicit function evaluations across stage solves to reduce the total number of function evaluations.

Users may now disable interpolated output in ARKODE by passing `ARK_INTERP_NONE` to `ARKodeSetInterpolantType()`. When interpolation is disabled, rootfinding is not supported, implicit methods must use the trivial predictor (the default option), and interpolation at stop times cannot be used (interpolating at stop times is disabled by default). With interpolation disabled, calling `ARKodeEvolve()` in `ARK_NORMAL` mode will return at or past the requested output time (setting a stop time may still be used to halt the integrator at a specific time). Disabling interpolation will reduce the memory footprint of an integrator by two or more state vectors (depending on the interpolant type and degree) which can be beneficial when interpolation is not needed e.g., when integrating to a final time without output in between or using an explicit fast time scale integrator with an MRI method.

Added “Resize” capability to ARKODE’s `SPRKStep` time-stepping module.

Enabled the Fortran interfaces to build with 32-bit `sunindextype`.

Bug Fixes

Updated the CMake variable `HIP_PLATFORM` default to `amd` as the previous default, `hcc`, is no longer recognized in ROCm 5.7.0 or newer. The new default is also valid in older version of ROCm (at least back to version 4.3.1).

Renamed the DPCPP value for the `SUNDIALS_GINKGO_BACKENDS` CMake option to `SYCL` to match Ginkgo’s updated naming convention.

Changed the CMake version compatibility mode for SUNDIALS to `AnyNewerVersion` instead of `SameMajorVersion`. This fixes the issue seen [here](#).

Fixed a CMake bug that caused an MPI linking error for our C++ examples in some instances. Fixes [GitHub Issue #464](#).

Fixed the runtime library installation path for windows systems. This fix changes the default library installation path from `CMAKE_INSTALL_PREFIX/CMAKE_INSTALL_LIBDIR` to `CMAKE_INSTALL_PREFIX/CMAKE_INSTALL_BINDIR`.

Fixed conflicting `.lib` files between shared and static libs when using `MSVC` on Windows

Fixed invalid `SUNDIALS_EXPORT` generated macro when building both shared and static libs.

Fixed a bug in some Fortran examples where `c_null_ptr` was passed as an argument to a function pointer instead of `c_null_funptr`. This caused compilation issues with the Cray Fortran compiler.

Fixed a bug in the HIP execution policies where `WARP_SIZE` would not be set with ROCm 6.0.0 or newer.

Fixed a bug that caused error messages to be cut off in some cases. Fixes [GitHub Issue #461](#).

Fixed a memory leak when an error handler was added to a [SUNContext](#). Fixes [GitHub Issue #466](#).

Fixed a bug where `MRIStepEvolve()` would not handle a recoverable error produced from evolving the inner stepper.

Added missing `SetRootDirection` and `SetNoInactiveRootWarn` functions to ARKODE’s `SPRKStep` time-stepping module.

Fixed a bug in `ARKodeSPRKTable_Create()` where the coefficient arrays were not allocated.

Fix bug on LLP64 platforms (like Windows 64-bit) where `KLU_INDEXTYPE` could be 32 bits wide even if `SUNDIALS_INT64_T` is defined.

Check if size of `SuiteSparse_long` is 8 if the size of `sunindextype` is 8 when using `KLU`.

Fixed several build errors with the Fortran interfaces on Windows systems.

Deprecation Notices

Numerous ARKODE stepper-specific functions are now deprecated in favor of ARKODE-wide functions.

Deprecated the *ARKStepSetOptimalParams* function. Since this function does not have an ARKODE-wide equivalent, instructions have been added to the user guide for how to retain the current functionality using other user-callable functions.

The unsupported implementations of *N_VGetArrayPointer* and *N_VSetArrayPointer* for the *hypr*e and PETSc vectors are now deprecated. Users should access the underlying wrapped external library vector objects instead with *N_VGetVector_ParHyp* and *N_VGetVector_Petsc*, respectively.

16.10 Changes to SUNDIALS in release 7.0.0

Major Feature

SUNDIALS now has more robust and uniform error handling. Non-release builds will be built with additional error checking by default. See §4.3 for details.

Breaking Changes

Minimum C Standard

SUNDIALS now requires using a compiler that supports a subset of the C99 standard. Note with the Microsoft C/C++ compiler the subset of C99 features utilized by SUNDIALS are available starting with [Visual Studio 2015](#).

Minimum CMake Version

CMake 3.18 or newer is now required when building SUNDIALS.

Deprecated Types and Functions Removed

The previously deprecated types *realtype* and *booleantype* were removed from *sundials_types.h* and replaced with *sunrealtype* and *sunbooleantype*. The deprecated names for these types can be used by including the header file *sundials_types_deprecated.h* but will be fully removed in the next major release. Functions, types and header files that were previously deprecated have also been removed.

Error Handling Changes

With the addition of the new error handling capability, the **SetErrHandlerFn* and **SetErrFile* functions in CVODE(S), IDA(S), ARKODE, and KINSOL have been removed. Users of these functions can use the functions *SUNContext_PushErrHandler()*, and *SUNLogger_SetErrorFilename()* instead. For further details see Sections §4.3 and §4.4.

In addition the following names/symbols were replaced by *SUN_ERR_** codes:

Removed	Replaced with SUNErrCode
SUNLS_SUCCESS	SUN_SUCCESS
SUNLS_UNRECOV_FAILURE	no replacement (value was unused)
SUNLS_MEM_NULL	SUN_ERR_ARG_CORRUPT
SUNLS_ILL_INPUT	SUN_ERR_ARG_*
SUNLS_MEM_FAIL	SUN_ERR_MEM_FAIL
SUNLS_PACKAGE_FAIL_UNREC	SUN_ERR_EXT_FAIL
SUNLS_VECTOROP_ERR	SUN_ERR_OP_FAIL
SUN_NLS_SUCCESS	SUN_SUCCESS
SUN_NLS_MEM_NULL	SUN_ERR_ARG_CORRUPT
SUN_NLS_MEM_FAIL	SUN_ERR_MEM_FAIL
SUN_NLS_ILL_INPUT	SUN_ERR_ARG_*
SUN_NLS_VECTOROP_ERR	SUN_ERR_OP_FAIL
SUN_NLS_EXT_FAIL	SUN_ERR_EXT_FAIL
SUNMAT_SUCCESS	SUN_SUCCESS
SUNMAT_ILL_INPUT	SUN_ERR_ARG_*
SUNMAT_MEM_FAIL	SUN_ERR_MEM_FAIL
SUNMAT_OPERATION_FAIL	SUN_ERR_OP_FAIL
SUNMAT_MATVEC_SETUP_REQUIRED	SUN_ERR_OP_FAIL

The following functions have had their signature updated to ensure they can leverage the new SUNDIALS error handling capabilities.

- From `sundials_futils.h`
 - `SUNDIALSFileOpen()`
 - `SUNDIALSFileClose()`
- From `sundials_memory.h`
 - `SUNMemoryNewEmpty()`
 - `SUNMemoryHelper_Alias()`
 - `SUNMemoryHelper_Wrap()`
- From `sundials_nvector.h`
 - `N_VNewVectorArray()`

SUNComm Type Added

We have replaced the use of a type-erased (i.e., `void*`) pointer to a communicator in place of `MPI_Comm` throughout the SUNDIALS API with a `SUNComm`, which is just a typedef to an `int` in builds without MPI and a typedef to a `MPI_Comm` in builds with MPI. As a result:

- When MPI is enabled, all SUNDIALS libraries will include MPI symbols and applications will need to include the path for MPI headers and link against the corresponding MPI library.
- All users will need to update their codes because the call to `SUNContext_Create()` now takes a `SUNComm` instead of type-erased pointer to a communicator. For non-MPI codes, pass `SUN_COMM_NULL` to the `comm` argument instead of `NULL`. For MPI codes, pass the `MPI_Comm` directly.
- The same change must be made for calls to `SUNLogger_Create()` or `SUNProfiler_Create()`.
- Some users will need to update their calls to `N_VGetCommunicator()`, and update any custom `N_Vector` implementations that provide `N_VGetCommunicator()`, since it now returns a `SUNComm`.

The change away from type-erased pointers for [SUNComm](#) fixes problems like the one described in [GitHub Issue #275](#).

The SUNLogger is now always MPI-aware if MPI is enabled in SUNDIALS and the SUNDIALS_LOGGING_ENABLE_MPI CMake option and macro definition were removed accordingly.

SUNDIALS Core Library

Users now need to link to `sundials_core` in addition to the libraries already linked to. This will be picked up automatically in projects that use the SUNDIALS CMake target. The library `sundials_generic` has been superseded by `sundials_core` and is no longer available. This fixes some duplicate symbol errors on Windows when linking to multiple SUNDIALS libraries.

Fortran Interface Modules Streamlined

We have streamlined the Fortran modules that need to be included by users by combining the SUNDIALS core into one Fortran module, `fsundials_core_mod`. Modules for implementations of the core APIs still exist (e.g., for the Dense linear solver there is `fsunlinsol_dense_mod`) as do the modules for the SUNDIALS packages (e.g., `fcvode_mod`). The following modules are the ones that have been consolidated into `fsundials_core_mod`:

```
fsundials_adaptcontroller_mod
fsundials_context_mod
fsundials_futils_mod
fsundials_linearsolver_mod
fsundials_logger_mod
fsundials_matrix_mod
fsundials_nonlinearsolver_mod
fsundials_nvector_mod
fsundials_profiler_mod
fsundials_types_mod
```

Minor Changes

The `CMAKE_BUILD_TYPE` defaults to `RelWithDebInfo` mode now i.e., SUNDIALS will be built with optimizations and debugging symbols enabled by default. Previously the build type was unset by default so no optimization or debugging flags were set.

The advanced CMake options to override the inferred LAPACK name-mangling scheme have been updated from `SUNDIALS_F77_FUNC_CASE` and `SUNDIALS_F77_FUNC_UNDERSCORES` to [SUNDIALS_LAPACK_CASE](#) and [SUNDIALS_LAPACK_UNDERSCORES](#), respectively.

As a subset of C99 is now required the CMake option `USE_GENERIC_MATH` as been removed.

The C++ convenience classes (e.g., `sundials::Context`) have been moved to from SUNDIALS `.h` headers to corresponding `.hpp` headers (e.g., `sundials/sundials_context.hpp`) so C++ codes do not need to compile with C++14 support when using the C API.

Converted most previous Fortran 77 and 90 examples to use SUNDIALS' Fortran 2003 interface.

Bug Fixes

Fixed [GitHub Issue #329](#) so that C++20 aggregate initialization can be used.

Fixed integer overflow in the internal SUNDIALS hashmap. This resolves [GitHub Issues #409](#) and [#249](#).

Deprecation Notice

The functions in `sundials_math.h` will be deprecated in the next release.

```
sunrealtype SUNRpowerI(sunrealtype base, int exponent);
sunrealtype SUNRpowerR(sunrealtype base, sunrealtype exponent);
sunbooleantype SUNRCompare(sunrealtype a, sunrealtype b);
```

(continues on next page)

(continued from previous page)

```
sunbooleantype SUNRCompareTol(sunrealtype a, sunrealtype b, sunrealtype tol);
sunrealtype SUNStrToReal(const char* str);
```

Additionally, the following header files (and everything in them) will be deprecated – users who rely on these are recommended to transition to the corresponding *SUNMatrix* and *SUNLinearSolver* modules:

```
sundials_direct.h
sundials_dense.h
sundials_band.h
```

16.11 Changes to SUNDIALS in release 6.7.0

Major Feature

Added the *SUNAdaptController* base class, ported ARKODE's internal implementations of time step controllers to implementations of this class, and updated ARKODE to use these objects instead of its own implementations. Added *ARKStepSetAdaptController()* and *ERKStepSetAdaptController()* routines so that users can modify controller parameters, or even provide custom implementations.

New Features

Improved the computational complexity of the sparse matrix *ScaleAddI* function from $\mathcal{O}(M * N)$ to $\mathcal{O}(\text{NNZ})$.

Added Fortran support for the LAPACK dense linear solver implementation.

Added the routines *ARKStepSetAdaptivityAdjustment()* and *ERKStepSetAdaptivityAdjustment()*, that allow users to adjust the value for the method order supplied to the temporal adaptivity controllers. The ARKODE default for this adjustment has been -1 since its initial release, but for some applications a value of 0 is more appropriate. Users who notice that their simulations encounter a large number of temporal error test failures may want to experiment with adjusting this value.

Added the third order ERK method *ARKODE_SHU_OSHER_3_2_3*, the fourth order ERK method *ARKODE_SOFRONIOU_SPALETTA_5_3_4*, the sixth order ERK method *ARKODE_VERNER_9_5_6*, the seventh order ERK method *ARKODE_VERNER_10_6_7*, the eighth order ERK method *ARKODE_VERNER_13_7_8*, and the ninth order ERK method *ARKODE_VERNER_16_8_9*.

ARKStep, *ERKStep*, *MRISStep*, and *SPRKStep* were updated to remove a potentially unnecessary right-hand side evaluation at the end of an integration. *ARKStep* was additionally updated to remove extra right-hand side evaluations when using an explicit method or an implicit method with an explicit first stage.

The *MRISStepInnerStepper* class in *MRISStep* was updated to make supplying an *MRISStepInnerFullRhsFn* optional.

Bug Fixes

Changed the *SUNProfiler* so that it does not rely on *MPI_WTime* in any case. This fixes [GitHub Issue #312](#).

Fixed scaling bug in *SUNMatScaleAddI_Sparse* for non-square matrices.

Fixed a regression introduced by the stop time bug fix in v6.6.1 where ARKODE, CVODE, CVODES, IDA, and IDAS would return at the stop time rather than the requested output time if the stop time was reached in the same step in which the output time was passed.

Fixed a bug in *ERKStep* where methods with $c_s = 1$ but $a_{s,j} \neq b_j$ were incorrectly treated as having the first same as last (FSAL) property.

Fixed a bug in ARKODE where *ARKStepSetInterpolateStopTime()* would return an interpolated solution at the stop time in some cases when interpolation was disabled.

Fixed a bug in `ARKStepSetTableNum()` wherein it did not recognize `ARKODE_ARK2_ERK_3_1_2` and `ARKODE_ARK2_DIRK_3_1_2` as a valid additive Runge–Kutta Butcher table pair.

Fixed a bug in `MRIStepCoupling_Write()` where explicit coupling tables were not written to the output file pointer.

Fixed missing soversions in some `SUNLinearSolver` and `SUNNonlinearSolver` CMake targets.

Renamed some internal types in CVODES and IDAS to allow both packages to be built together in the same binary.

16.12 Changes to SUNDIALS in release 6.6.2

Fixed the build system support for MAGMA when using a NVIDIA HPC SDK installation of CUDA and fixed the targets used for rocBLAS and rocSPARSE.

16.13 Changes to SUNDIALS in release 6.6.1

New Features

Updated the Trilinos Tpetra `N_Vector` interface to support Trilinos 14.

Bug Fixes

Fixed a memory leak when destroying a CUDA, HIP, SYCL, or system `SUNMemoryHelper` object.

Fixed a bug in ARKODE, CVODE, CVODES, IDA, and IDAS where the stop time may not be cleared when using normal mode if the requested output time is the same as the stop time. Additionally, with ARKODE, CVODE, and CVODES this fix removes an unnecessary interpolation of the solution at the stop time that could occur in this case.

16.14 Changes to SUNDIALS in release 6.6.0

Major Features

A new time-stepping module, `SPRKStep`, was added to ARKODE. This time-stepper provides explicit symplectic partitioned Runge–Kutta methods up to order 10 for separable Hamiltonian systems.

Added support for relaxation Runge–Kutta methods in ERKStep and ARKStep, see [Relaxation Methods](#), [Relaxation Methods](#), and [Relaxation Methods](#) for more information.

New Features

Updated the default ARKODE, CVODE, and CVODES behavior when returning the solution when the internal time has reached a user-specified stop time. Previously, the output solution was interpolated to the value of `tstop`; the default is now to copy the internal solution vector. Users who wish to revert to interpolation may call a new routine `CVodeSetInterpolateStopTime()`, `ARKStepSetInterpolateStopTime()`, `ERKStepSetInterpolateStopTime()`, or `MRIStepSetInterpolateStopTime()`.

Added the second order IMEX method from [34] as the default second order IMEX method in ARKStep. The explicit table is given by `ARKODE_ARK2_ERK_3_1_2` and the implicit table by `ARKODE_ARK2_DIRK_3_1_2`.

Updated the F2003 utility routines `SUNDIALSFileOpen()` and `SUNDIALSFileClose()` to support user specification of `stdout` and `stderr` strings for the output file names.

Bug Fixes

A potential bug was fixed when using inequality constraint handling and calling `ARKStepGetEstLocalErrors()` or `ERKStepGetEstLocalErrors()` after a failed step in which an inequality constraint violation occurred. In this case, the values returned by `ARKStepGetEstLocalErrors()` or `ERKStepGetEstLocalErrors()` may have been invalid.

16.15 Changes to SUNDIALS in release 6.5.1

New Features

Added the following functions to disable a previously set stop time:

- `ARKStepClearStopTime()`
- `ERKStepClearStopTime()`
- `MRISStepClearStopTime()`
- `CVodeClearStopTime()`
- `IDAClearStopTime()`

The default interpolant in ARKODE when using a first order method has been updated to a linear interpolant to ensure values obtained by the integrator are returned at the ends of the time interval. To restore the previous behavior of using a constant interpolant call `ARKStepSetInterpolantDegree()`, `ERKStepSetInterpolantDegree()`, or `MRISStepSetInterpolantDegree()` and set the interpolant degree to zero before evolving the problem.

Bug Fixes

Fixed build errors when using SuperLU_DIST with ROCM enabled to target AMD GPUs.

Fixed compilation errors in some SYCL examples when using the `icx` compiler.

16.16 Changes to SUNDIALS in release 6.5.0

New Features

A new capability to keep track of memory allocations made through the *SUNMemoryHelper* classes has been added. Memory allocation stats can be accessed through the *SUNMemoryHelper_GetAllocStats()* function. See §10.1 for more details.

Added the following functions to assist in debugging simulations utilizing matrix-based linear solvers:

- `ARKStepGetJac()`
- `ARKStepGetJacTime()`
- `ARKStepGetJacNumSteps()`
- `MRISStepGetJac()`
- `MRISStepGetJacTime()`
- `MRISStepGetJacNumSteps()`
- `CVodeGetJac()`
- `CVodeGetJacTime()`
- `CVodeGetJacNumSteps()`
- `IDAGetJac()`
- `IDAGetJacCj()`
- `IDAGetJacTime()`
- `IDAGetJacNumSteps()`
- `KINGetJac()`

- `KINGGetJacNumIters()`

Added support for CUDA 12.

Added support for the SYCL backend with RAJA 2022.x.y.

Bug Fixes

Fixed an underflow bug during root finding in ARKODE, CVODE, CVODES, IDA and IDAS. This fixes [GitHub Issue #57](#).

Fixed an issue with finding oneMKL when using the `icpx` compiler with the `-fsycl` flag as the C++ compiler instead of `dpcpp`.

Fixed the shape of the arrays returned by the Fortran interfaces to `N_VGetArrayPointer()`, `SUNDenseMatrix_Data()`, `SUNBandMatrix_Data()`, `SUNSparseMatrix_Data()`, `SUNSparseMatrix_IndexValues()`, and `SUNSparseMatrix_IndexPointers()`. Compiling and running code that uses the SUNDIALS Fortran interfaces with bounds checking will now work.

Fixed an implicit conversion error in the Butcher table for ESDIRK5(4)7L[2]SA2.

16.17 Changes to SUNDIALS in release 6.4.1

Fixed a bug with the Kokkos interfaces that would arise when using clang.

Fixed a compilation error with the Intel oneAPI 2022.2 Fortran compiler in the Fortran 2003 interface test for the serial `N_Vector`.

Fixed a bug in the LAPACK band and dense linear solvers which would cause the tests to fail on some platforms.

16.18 Changes to SUNDIALS in release 6.4.0

New Requirements

CMake 3.18.0 or newer is now required for CUDA support.

A C++14 compliant compiler is now required for C++ based features and examples e.g., CUDA, HIP, RAJA, Trilinos, SuperLU_DIST, MAGMA, Ginkgo, and Kokkos.

Major Features

Added support for the [Ginkgo](#) linear algebra library. This support includes new SUNDIALS matrix and linear solver implementations, see the sections [§7.10](#) and [§8.18](#).

Added new SUNDIALS vector, dense matrix, and dense linear solver implementations utilizing the [Kokkos Ecosystem](#) for performance portability, see sections [§6.14](#), [§7.12](#), and [§8.20](#) for more information.

New Features

Added support for GPU enabled SuperLU_DIST and SuperLU_DIST v8.x.x. Removed support for SuperLU_DIST v6.x.x or older. Fix mismatched definition and declaration bug in SuperLU_DIST matrix constructor.

Added the functions following functions to load a Butcher table from a string:

- `ARKStepSetTableName()`
- `ERKStepSetTableName()`
- `MRISStepCoupling_LoadTableByName()`
- `ARKodeButcherTable_LoadDIRKByName()`

- [ARKodeButcherTable_LoadERKByName\(\)](#)

Bug Fixes

Fixed a bug in the CUDA and HIP vectors where [N_VMaxNorm\(\)](#) would return the minimum positive floating-point value for the zero vector.

Fixed memory leaks/out of bounds memory accesses in the ARKODE MRISep module that could occur when attaching a coupling table after reinitialization with a different number of stages than originally selected.

Fixed a memory leak where the projection memory would not be deallocated when calling [CvodeFree\(\)](#).

16.19 Changes to SUNDIALS in release 6.3.0

New Features

Added the following functions to retrieve the user data pointer provided with [SetUserData](#) functions:

- [ARKStepGetUserData\(\)](#)
- [ERKStepGetUserData\(\)](#)
- [MRISepGetUserData\(\)](#)
- [CvodeGetUserData\(\)](#)
- [IDAGetUserData\(\)](#)
- [KINGetUserData\(\)](#)

Added a variety of embedded DIRK methods from [47] and [48].

Updated [MRISepReset\(\)](#) to call the corresponding [MRISepInnerResetFn](#) with the same `tR` and `yR` arguments for the [MRISepInnerStepper](#) object that is used to evolve the MRI “fast” time scale subproblems.

Added a new example (`examples/cvode/serial/cvRocket_dns.c`) which demonstrates using CVODE with a discontinuous right-hand-side function and rootfinding.

Bug Fixes

Fixed a bug in [ERKStepReset\(\)](#), [ERKStepReInit\(\)](#), [ARKStepReset\(\)](#), [ARKStepReInit\(\)](#), [MRISepReset\(\)](#), and [MRISepReInit\(\)](#) where a previously-set value of `tstop` (from a call to [ERKStepSetStopTime\(\)](#), [ARKStepSetStopTime\(\)](#), or [MRISepSetStopTime\(\)](#), respectively) would not be cleared.

Fixed the unintuitive behavior of the `USE_GENERIC_MATH` CMake option which caused the double precision math functions to be used regardless of the value of [SUNDIALS_PRECISION](#). Now, SUNDIALS will use precision appropriate math functions when they are available and the user may provide the math library to link to via the advanced CMake option [SUNDIALS_MATH_LIBRARY](#).

Changed `SUNDIALS_LOGGING_ENABLE_MPI` CMake option default to be OFF. This fixes [GitHub Issue #177](#).

16.20 Changes to SUNDIALS in release 6.2.0

Major Features

Added the [SUNLogger](#) API which provides a SUNDIALS-wide mechanism for logging of errors, warnings, informational output, and debugging output.

Added support to CVODES for integrating IVPs with constraints using BDF methods and projecting the solution onto the constraint manifold with a user defined projection function. This implementation is accompanied by additions to the CVODES user documentation and examples.

New Features

Added the function `SUNProfiler_Reset()` to reset the region timings and counters to zero.

Added the following functions to output all of the integrator, nonlinear solver, linear solver, and other statistics in one call:

- `ARKStepPrintAllStats()`
- `ERKStepPrintAllStats()`
- `MRIStepPrintAllStats()`
- `CVodePrintAllStats()`
- `IDAPrintAllStats()`
- `KINPrintAllStats()`

The file `scripts/sundials_csv.py` contains functions for parsing the comma-separated value (CSV) output files when using the CSV output format.

Added functions to CVODE, CVODES, IDA, and IDAS to change the default step size adaptivity parameters. For more information see the documentation for:

- `CVodeSetEtaFixedStepBounds()`
- `CVodeSetEtaMaxFirstStep()`
- `CVodeSetEtaMaxEarlyStep()`
- `CVodeSetNumStepsEtaMaxEarlyStep()`
- `CVodeSetEtaMax()`
- `CVodeSetEtaMin()`
- `CVodeSetEtaMinErrFail()`
- `CVodeSetEtaMaxErrFail()`
- `CVodeSetNumFailsEtaMaxErrFail()`
- `CVodeSetEtaConvFail()`
- `IDASetEtaFixedStepBounds()`
- `IDASetEtaMax()`
- `IDASetEtaMin()`
- `IDASetEtaLow()`
- `IDASetEtaMinErrFail()`
- `IDASetEtaConvFail()`

Added the functions `ARKStepSetDeduceImplicitRhs()` and `MRIStepSetDeduceImplicitRhs()` to optionally remove an evaluation of the implicit right-hand side function after nonlinear solves. See [Nonlinear solver methods](#), for considerations on using this optimization.

Added the function `MRIStepSetOrder()` to select the default MRI method of a given order.

Added the functions `CVodeSetDeltaGammaMaxLSetup()` and `CVodeSetDeltaGammaMaxBadJac()` in CVODE and CVODES to adjust the γ change thresholds to require a linear solver setup or Jacobian/precondition update, respectively.

Added the function `IDASetDeltaCjLSetup()` in IDA and IDAS to adjust the parameter that determines when a change in c_j requires calling the linear solver setup function.

Added the function `IDASetMinStep()` to set a minimum step size.

Bug Fixes

Fixed the `SUNContext` convenience class for C++ users to disallow copy construction and allow move construction.

The behavior of `N_VSetKernelExecPolicy_Sycl()` has been updated to be consistent with the CUDA and HIP vectors. The input execution policies are now cloned and may be freed after calling `N_VSetKernelExecPolicy_Sycl()`. Additionally, NULL inputs are now allowed and, if provided, will reset the vector execution policies to the defaults.

A memory leak in the SYCL vector was fixed where the execution policies were not freed when the vector was destroyed.

The include guard in `nvector_mpmianyvector.h` has been corrected to enable using both the ManyVector and MPI-ManyVector vector implementations in the same simulation.

A bug was fixed in the ARKODE, CVODE(S), and IDA(S) functions to retrieve the number of nonlinear solver failures. The failure count returned was the number of failed *steps* due to a nonlinear solver failure i.e., if a nonlinear solve failed with a stale Jacobian or preconditioner but succeeded after updating the Jacobian or preconditioner, the initial failure was not included in the nonlinear solver failure count. The following functions have been updated to return the total number of nonlinear solver failures:

- `ARKStepGetNumNonlinSolvConvFails()`
- `ARKStepGetNonlinSolvStats()`
- `MRISStepGetNumNonlinSolvConvFails()`
- `MRISStepGetNonlinSolvStats()`
- `CVodeGetNumNonlinSolvConvFails()`
- `CVodeGetNonlinSolvStats()`
- `CVodeGetSensNumNonlinSolvConvFails()`
- `CVodeGetSensNonlinSolvStats()`
- `CVodeGetStgrSensNumNonlinSolvConvFails()`
- `CVodeGetStgrSensNonlinSolvStats()`
- `IDAGetNumNonlinSolvConvFails()`
- `IDAGetNonlinSolvStats()`
- `IDAGetSensNumNonlinSolvConvFails()`
- `IDAGetSensNonlinSolvStats()`

As a result of this change users may see an increase in the number of failures reported from the above functions. The following functions have been added to retrieve the number of failed steps due to a nonlinear solver failure i.e., the counts previously returned by the above functions:

- `ARKStepGetNumStepSolveFails()`
- `MRISStepGetNumStepSolveFails()`
- `CVodeGetNumStepSolveFails()`
- `CVodeGetNumStepSensSolveFails()`
- `CVodeGetNumStepStgrSensSolveFails()`
- `IDAGetNumStepSolveFails()`
- `IDAGetNumStepSensSolveFails()`

Changed exported SUNDIALS PETSc CMake targets to be INTERFACE IMPORTED instead of UNKNOWN IMPORTED.

Deprecation Notice

Deprecated the following functions, it is recommended to use the [SUNLogger](#) API instead.

- ARKStepSetDiagnostics
- ERKStepSetDiagnostics
- MRISetSetDiagnostics
- KINSetInfoFile
- SUNNonlinSolSetPrintLevel_Newton
- SUNNonlinSolSetInfoFile_Newton
- SUNNonlinSolSetPrintLevel_FixedPoint
- SUNNonlinSolSetInfoFile_FixedPoint
- SUNLinSolSetInfoFile_PCG
- SUNLinSolSetPrintLevel_PCG
- SUNLinSolSetInfoFile_SPGMR
- SUNLinSolSetPrintLevel_SPGMR
- SUNLinSolSetInfoFile_SPFQMR
- SUNLinSolSetPrintLevel_SPFQMR
- SUNLinSolSetInfoFile_SPTFQM
- SUNLinSolSetPrintLevel_SPTFQM
- SUNLinSolSetInfoFile_SPBCGS
- SUNLinSolSetPrintLevel_SPBCGS

The `SUNLinSolSetInfoFile_*` and `SUNNonlinSolSetInfoFile_*` family of functions are now enabled by setting the CMake option [SUNDIALS_LOGGING_LEVEL](#) to a value ≥ 3 .

16.21 Changes to SUNDIALS in release 6.1.1

New Feature

Added new Fortran example program, `examples/arkode/F2003_serial/ark_kpr_mri_f2003.f90` demonstrating MRI capabilities.

Bug Fixes

Fixed exported `SUNDIALSConfig.cmake`.

Fixed Fortran interface to [MRISetInnerStepper](#) and [MRISetCoupling](#) structures and functions.

16.22 Changes to SUNDIALS in release 6.1.0

New Features

Added new reduction implementations for the CUDA and HIP vectors that use shared memory (local data storage) instead of atomics. These new implementations are recommended when the target hardware does not provide atomic support for the floating point precision that SUNDIALS is being built with. The HIP vector uses these by default, but the `N_VSetKernelExecPolicy_Cuda()` and `N_VSetKernelExecPolicy_Hip()` functions can be used to choose between different reduction implementations.

SUNDIALS: <lib> targets with no static/shared suffix have been added for use within the build directory (this mirrors the targets exported on installation).

`CMAKE_C_STANDARD` is now set to 99 by default.

Bug Fixes

Fixed exported SUNDIALSConfig.cmake when profiling is enabled without Caliper.

Fixed sundials_export.h include in sundials_config.h.

Fixed memory leaks in the SuperLU_MT linear solver interface.

16.23 Changes to SUNDIALS in release 6.0.0

Breaking Changes

SUNContext Object Added

SUNDIALS v6.0.0 introduces a new `SUNContext` object on which all other SUNDIALS objects depend. As such, the constructors for all SUNDIALS packages, vectors, matrices, linear solvers, nonlinear solvers, and memory helpers have been updated to accept a context as the last input. Users upgrading to SUNDIALS v6.0.0 will need to call `SUNContext_Create()` to create a context object with before calling any other SUNDIALS library function, and then provide this object to other SUNDIALS constructors. The context object has been introduced to allow SUNDIALS to provide new features, such as the profiling/instrumentation also introduced in this release, while maintaining thread-safety. See the §4.2 for more details.

The script `scripts/upgrade-to-sundials-6-from-5.sh` has been provided with this release (and obtainable from the GitHub release page) to help ease the transition to SUNDIALS v6.0.0. The script will add a `SUNCTX_PLACEHOLDER` argument to all of the calls to SUNDIALS constructors that now require a `SUNContext` object. It can also update deprecated SUNDIALS constants/types to the new names. It can be run like this:

```
./upgrade-to-sundials-6-from-5.sh <files to update>
```

Updated SUNMemoryHelper Function Signatures

The `SUNMemoryHelper` functions `SUNMemoryHelper_Alloc()`, `SUNMemoryHelper_Dealloc()`, and `SUNMemoryHelper_Copy()` have been updated to accept an opaque handle as the last input. At a minimum, user-defined `SUNMemoryHelper` implementations will need to update these functions to accept the additional argument. Typically, this handle is the execution stream (e.g., a CUDA/HIP stream or SYCL queue) for the operation. The CUDA, HIP, and SYCL implementations have been updated accordingly. Additionally, the constructor `SUNMemoryHelper_Sycl()` has been updated to remove the SYCL queue as an input.

Deprecated Functions Removed

The previously deprecated constructor `N_VMakeWithManagedAllocator_Cuda` and the function `N_VSetCudaStream_Cuda` have been removed and replaced with `N_VNewWithMemHelp_Cuda()` and `N_VSetKernelExecPolicy_Cuda()` respectively.

The previously deprecated macros `PVEC_REAL_MPI_TYPE` and `PVEC_INTEGER_MPI_TYPE` have been removed and replaced with `MPI_SUNREALTYPE` and `MPI_SUNINDEXTYPE` respectively.

The following previously deprecated *SUNLinearSolver* functions have been removed:

Removed	Replacement
<code>SUNBandLinearSolver</code>	<code>SUNLinSol_Band()</code>
<code>SUNDenseLinearSolver</code>	<code>SUNLinSol_Dense()</code>
<code>SUNKLU</code>	<code>SUNLinSol_KLU()</code>
<code>SUNKLUReInit</code>	<code>SUNLinSol_KLUReInit()</code>
<code>SUNKLUSetOrdering</code>	<code>SUNLinSol_KLUSetOrdering()</code>
<code>SUNLapackBand</code>	<code>SUNLinSol_LapackBand()</code>
<code>SUNLapackDense</code>	<code>SUNLinSol_LapackDense()</code>
<code>SUNPCG</code>	<code>SUNLinSol_PCG()</code>
<code>SUNPCGSetPrecType</code>	<code>SUNLinSol_PCGSetPrecType()</code>
<code>SUNPCGSetMaxl</code>	<code>SUNLinSol_PCGSetMaxl()</code>
<code>SUNSPBCGS</code>	<code>SUNLinSol_SPBCGS()</code>
<code>SUNSPBCGSSetPrecType</code>	<code>SUNLinSol_SPBCGSSetPrecType()</code>
<code>SUNSPBCGSSetMaxl</code>	<code>SUNLinSol_SPBCGSSetMaxl()</code>
<code>SUNSPFGMR</code>	<code>SUNLinSol_SPFGMR()</code>
<code>SUNSPFGMRSetPrecType</code>	<code>SUNLinSol_SPFGMRSetPrecType()</code>
<code>SUNSPFGMRSetGStype</code>	<code>SUNLinSol_SPFGMRSetGStype()</code>
<code>SUNSPFGMRSetMaxRestarts</code>	<code>SUNLinSol_SPFGMRSetMaxRestarts()</code>
<code>SUNSPGMR</code>	<code>SUNLinSol_SPGMR()</code>
<code>SUNSPGMRSetPrecType</code>	<code>SUNLinSol_SPGMRSetPrecType()</code>
<code>SUNSPGMRSetGStype</code>	<code>SUNLinSol_SPGMRSetGStype()</code>
<code>SUNSPGMRSetMaxRestarts</code>	<code>SUNLinSol_SPGMRSetMaxRestarts()</code>
<code>SUNSPTFQMR</code>	<code>SUNLinSol_SPTFQMR()</code>
<code>SUNSPTFQMRSetPrecType</code>	<code>SUNLinSol_SPTFQMRSetPrecType()</code>
<code>SUNSPTFQMRSetMaxl</code>	<code>SUNLinSol_SPTFQMRSetMaxl()</code>
<code>SUNSuperLUMT</code>	<code>SUNLinSol_SuperLUMT()</code>
<code>SUNSuperLUMTSetOrdering</code>	<code>SUNLinSol_SuperLUMTSetOrdering()</code>

The deprecated functions `MRISetGetCurrentButcherTables` and `MRISetWriteButcher` and the utility functions `MRISetSetTable` and `MRISetSetTableNum` have been removed. Users wishing to create an MRI-GARK method from a Butcher table should use `MRISetCoupling_MISetMRI()` to create the corresponding MRI coupling table and attach it with `MRISetSetCoupling()`.

The previously deprecated functions `ARKSetSetMaxStepsBetweenLSet` and `ARKSetSetMaxStepsBetweenJac` have been removed and replaced with `ARKSetSetLSetupFrequency()` and `ARKSetSetJacEvalFrequency()` respectively.

The previously deprecated function `CVodeSetMaxStepsBetweenJac` has been removed and replaced with `CVodeSetJacEvalFrequency()`.

The ARKODE, CVODE, IDA, and KINSOL Fortran 77 interfaces has been removed. See §13 and the F2003 example programs for more details using the SUNDIALS Fortran 2003 module interfaces.

Namespace Changes

The CUDA, HIP, and SYCL execution policies have been moved from the `sundials` namespace to the `sundials::cuda`, `sundials::hip`, and `sundials::sycl` namespaces respectively. Accordingly, the prefixes “Cuda”, “Hip”, and “Sycl” have been removed from the execution policy classes and methods.

The `Sundials` namespace used by the Trilinos Tpetra *N_Vector* implementation has been replaced with the `sundials::trilinos::nvector_tpetra` namespace.

Major Features

Profiling Capability

A capability to profile/instrument SUNDIALS library code has been added. This can be enabled with the CMake option `SUNDIALS_BUILD_WITH_PROFILING`. A built-in profiler will be used by default, but the [Caliper](#) library can also be used instead with the CMake option `ENABLE_CALIPER`. See the documentation section on profiling for more details.

Warning

Profiling will impact performance, and should be enabled judiciously.

IMEX MRI Methods and MRISetInnerStepper Object

The MRISet module has been extended to support implicit-explicit (ImEx) multirate infinitesimal generalized additive Runge–Kutta (MRI-GARK) methods. As such, `MRISetCreate()` has been updated to include arguments for the slow explicit and slow implicit ODE right-hand side functions. `MRISetCreate()` has also been updated to require attaching an MRISetInnerStepper for evolving the fast time scale. `MRISetReInit()` has been similarly updated to take explicit and implicit right-hand side functions as input. Codes using explicit or implicit MRI methods will need to update `MRISetCreate()` and `MRISetReInit()` calls to pass NULL for either the explicit or implicit right-hand side function as appropriate. If ARKStep is used as the fast time scale integrator, codes will need to call `ARKStepCreateMRISetInnerStepper()` to wrap the ARKStep memory as an MRISetInnerStepper object. Additionally, `MRISetGetNumRhsEvals()` has been updated to return the number of slow implicit and explicit function evaluations. The coupling table, `MRISetCoupling`, and the functions `MRISetCoupling_Alloc()` and `MRISetCoupling_Create()` have also been updated to support IMEX-MRI-GARK methods.

New Features

Two new optional vector operations, `N_VDotProdMultiLocal()` and `N_VDotProdMultiAllReduce()`, have been added to support low-synchronization methods for Anderson acceleration.

The implementation of solve-decoupled implicit MRI-GARK methods has been updated to remove extraneous slow implicit function calls and reduce the memory requirements.

Added a new function `CVodeGetLinSolveStats()` to get the CVODES linear solver statistics as a group.

Added a new function, `CVodeSetMonitorFn()`, that takes a user-function to be called by CVODES after every `nst` successfully completed time-steps. This is intended to provide a way of monitoring the CVODES statistics throughout the simulation.

New orthogonalization methods were added for use within the KINSOL Anderson acceleration routine. See [Anderson Acceleration QR Factorization](#) and `KINSetOrthAA()` for more details.

Deprecation Notice

The serial, PThreads, PETSc, *hypr*, Parallel, OpenMP_DEV, and OpenMP vector functions `N_VCloneVectorArray_*` and `N_VDestroyVectorArray_*` have been deprecated. The generic `N_VCloneVectorArray()` and `N_VDestroyVectorArray()` functions should be used instead.

Many constants, types, and functions have been renamed so that they are properly namespaced. The old names have been deprecated and will be removed in SUNDIALS v7.0.0.

The following constants, macros, and typedefs are now deprecated:

Deprecated Name	New Name
<code>realtype</code>	<code>sunrealtype</code>
<code>booleantype</code>	<code>sunbooleantype</code>

continues on next page

Table 16.2 – continued from previous page

Deprecated Name	New Name
RCONST	SUN_RCONST
BIG_REAL	SUN_BIG_REAL
SMALL_REAL	SUN_SMALL_REAL
UNIT_ROUNDOFF	SUN_UNIT_ROUNDOFF
PREC_NONE	SUN_PREC_NONE
PREC_LEFT	SUN_PREC_LEFT
PREC_RIGHT	SUN_PREC_RIGHT
PREC_BOTH	SUN_PREC_BOTH
MODIFIED_GS	SUN_MODIFIED_GS
CLASSICAL_GS	SUN_CLASSICAL_GS
ATimesFn	SUNATimesFn
PSetupFn	SUNPSetupFn
PSolveFn	SUNPSolveFn
DlsMat	SUNDlsMat
DENSE_COL	SUNDLS_DENSE_COL
DENSE_ELEM	SUNDLS_DENSE_ELEM
BAND_COL	SUNDLS_BAND_COL
BAND_COL_ELEM	SUNDLS_BAND_COL_ELEM
BAND_ELEM	SUNDLS_BAND_ELEM
SDIRK_2_1_2	ARKODE_SDIRK_2_1_2
BILLINGTON_3_3_2	ARKODE_BILLINGTON_3_3_2
TRBDF2_3_3_2	ARKODE_TRBDF2_3_3_2
KVAERNO_4_2_3	ARKODE_KVAERNO_4_2_3
ARK324L2SA_DIRK_4_2_3	ARKODE_ARK324L2SA_DIRK_4_2_3
CASH_5_2_4	ARKODE_CASH_5_2_4
CASH_5_3_4	ARKODE_CASH_5_3_4
SDIRK_5_3_4	ARKODE_SDIRK_5_3_4
KVAERNO_5_3_4	ARKODE_KVAERNO_5_3_4
ARK436L2SA_DIRK_6_3_4	ARKODE_ARK436L2SA_DIRK_6_3_4
KVAERNO_7_4_5	ARKODE_KVAERNO_7_4_5
ARK548L2SA_DIRK_8_4_5	ARKODE_ARK548L2SA_DIRK_8_4_5
ARK437L2SA_DIRK_7_3_4	ARKODE_ARK437L2SA_DIRK_7_3_4
ARK548L2Sab_DIRK_8_4_5	ARKODE_ARK548L2Sab_DIRK_8_4_5
MIN_DIRK_NUM	ARKODE_MIN_DIRK_NUM
MAX_DIRK_NUM	ARKODE_MAX_DIRK_NUM
MIS_KW3	ARKODE_MIS_KW3
MRI_GARK_ERK33a	ARKODE_MRI_GARK_ERK33a
MRI_GARK_ERK45a	ARKODE_MRI_GARK_ERK45a
MRI_GARK_IRK21a	ARKODE_MRI_GARK_IRK21a
MRI_GARK_ESDIRK34a	ARKODE_MRI_GARK_ESDIRK34a
MRI_GARK_ESDIRK46a	ARKODE_MRI_GARK_ESDIRK46a
IMEX_MRI_GARK3a	ARKODE_IMEX_MRI_GARK3a
IMEX_MRI_GARK3b	ARKODE_IMEX_MRI_GARK3b
IMEX_MRI_GARK4	ARKODE_IMEX_MRI_GARK4
MIN_MRI_NUM	ARKODE_MIN_MRI_NUM
MAX_MRI_NUM	ARKODE_MAX_MRI_NUM
DEFAULT_MRI_TABLE_3	MRISTEP_DEFAULT_TABLE_3
DEFAULT_EXPL_MRI_TABLE_3	MRISTEP_DEFAULT_EXPL_TABLE_3
DEFAULT_EXPL_MRI_TABLE_4	MRISTEP_DEFAULT_EXPL_TABLE_4
DEFAULT_IMPL_SD_TABLE_2	MRISTEP_DEFAULT_IMPL_SD_TABLE_2

continues on next page

Table 16.2 – continued from previous page

Deprecated Name	New Name
DEFAULT_IMPL_SD_TABLE_3	MRISTEP_DEFAULT_IMPL_SD_TABLE_3
DEFAULT_IMPL_SD_TABLE_4	MRISTEP_DEFAULT_IMPL_SD_TABLE_4
DEFAULT_IMEX_SD_TABLE_3	MRISTEP_DEFAULT_IMEX_SD_TABLE_3
DEFAULT_IMEX_SD_TABLE_4	MRISTEP_DEFAULT_IMEX_SD_TABLE_4
HEUN_EULER_2_1_2	ARKODE_HEUN_EULER_2_1_2
BOGACKI_SHAMPINE_4_2_3	ARKODE_BOGACKI_SHAMPINE_4_2_3
ARK324L2SA_ERK_4_2_3	ARKODE_ARK324L2SA_ERK_4_2_3
ZONNEVELD_5_3_4	ARKODE_ZONNEVELD_5_3_4
ARK436L2SA_ERK_6_3_4	ARKODE_ARK436L2SA_ERK_6_3_4
SAYFY_ABURUB_6_3_4	ARKODE_SAYFY_ABURUB_6_3_4
CASH_KARP_6_4_5	ARKODE_CASH_KARP_6_4_5
FEHLBERG_6_4_5	ARKODE_FEHLBERG_6_4_5
DORMAND_PRINCE_7_4_5	ARKODE_DORMAND_PRINCE_7_4_5
ARK548L2SA_ERK_8_4_5	ARKODE_ARK548L2SA_ERK_8_4_5
VERNER_8_5_6	ARKODE_VERNER_8_5_6
FEHLBERG_13_7_8	ARKODE_FEHLBERG_13_7_8
KNOTH_WOLKE_3_3	ARKODE_KNOTH_WOLKE_3_3
ARK437L2SA_ERK_7_3_4	ARKODE_ARK437L2SA_ERK_7_3_4
ARK548L2SAb_ERK_8_4_5	ARKODE_ARK548L2SAb_ERK_8_4_5
MIN_ERK_NUM	ARKODE_MIN_ERK_NUM
MAX_ERK_NUM	ARKODE_MAX_ERK_NUM
DEFAULT_ERK_2	ARKSTEP_DEFAULT_ERK_2
DEFAULT_ERK_3	ARKSTEP_DEFAULT_ERK_3
DEFAULT_ERK_4	ARKSTEP_DEFAULT_ERK_4
DEFAULT_ERK_5	ARKSTEP_DEFAULT_ERK_5
DEFAULT_ERK_6	ARKSTEP_DEFAULT_ERK_6
DEFAULT_ERK_8	ARKSTEP_DEFAULT_ERK_8
DEFAULT_DIRK_2	ARKSTEP_DEFAULT_DIRK_2
DEFAULT_DIRK_3	ARKSTEP_DEFAULT_DIRK_3
DEFAULT_DIRK_4	ARKSTEP_DEFAULT_DIRK_4
DEFAULT_DIRK_5	ARKSTEP_DEFAULT_DIRK_5
DEFAULT_ARK_ETABLE_3	ARKSTEP_DEFAULT_ARK_ETABLE_3
DEFAULT_ARK_ETABLE_4	ARKSTEP_DEFAULT_ARK_ETABLE_4
DEFAULT_ARK_ETABLE_5	ARKSTEP_DEFAULT_ARK_ETABLE_4
DEFAULT_ARK_ITABLE_3	ARKSTEP_DEFAULT_ARK_ITABLE_3
DEFAULT_ARK_ITABLE_4	ARKSTEP_DEFAULT_ARK_ITABLE_4
DEFAULT_ARK_ITABLE_5	ARKSTEP_DEFAULT_ARK_ITABLE_5
DEFAULT_ERK_2	ERKSTEP_DEFAULT_2
DEFAULT_ERK_3	ERKSTEP_DEFAULT_3
DEFAULT_ERK_4	ERKSTEP_DEFAULT_4
DEFAULT_ERK_5	ERKSTEP_DEFAULT_5
DEFAULT_ERK_6	ERKSTEP_DEFAULT_6
DEFAULT_ERK_8	ERKSTEP_DEFAULT_8

In addition, the following functions are now deprecated (compile-time warnings will be printed if supported by the compiler):

Deprecated Name	New Name
DenseGETRF	SUNDlsMat_DenseGETRF

continues on next page

Table 16.3 – continued from previous page

Deprecated Name	New Name
DenseGETRS	SUNDlsMat_DenseGETRS
denseGETRF	SUNDlsMat_denseGETRF
denseGETRS	SUNDlsMat_denseGETRS
DensePOTRF	SUNDlsMat_DensePOTRF
DensePOTRS	SUNDlsMat_DensePOTRS
densePOTRF	SUNDlsMat_densePOTRF
densePOTRS	SUNDlsMat_densePOTRS
DenseGEQRF	SUNDlsMat_DenseGEQRF
DenseORMQR	SUNDlsMat_DenseORMQR
denseGEQRF	SUNDlsMat_denseGEQRF
denseORMQR	SUNDlsMat_denseORMQR
DenseCopy	SUNDlsMat_DenseCopy
denseCopy	SUNDlsMat_denseCopy
DenseScale	SUNDlsMat_DenseScale
denseScale	SUNDlsMat_denseScale
denseAddIdentity	SUNDlsMat_denseAddIdentity
DenseMatvec	SUNDlsMat_DenseMatvec
denseMatvec	SUNDlsMat_denseMatvec
BandGBTRF	SUNDlsMat_BandGBTRF
bandGBTRF	SUNDlsMat_bandGBTRF
BandGBTRS	SUNDlsMat_BandGBTRS
bandGBTRS	SUNDlsMat_bandGBTRS
BandCopy	SUNDlsMat_BandCopy
bandCopy	SUNDlsMat_bandCopy
BandScale	SUNDlsMat_BandScale
bandScale	SUNDlsMat_bandScale
bandAddIdentity	SUNDlsMat_bandAddIdentity
BandMatvec	SUNDlsMat_BandMatvec
bandMatvec	SUNDlsMat_bandMatvec
ModifiedGS	SUNModifiedGS
ClassicalGS	SUNClassicalGS
QRfact	SUNQRFact
QRsol	SUNQRsol
DlsMat_NewDenseMat	SUNDlsMat_NewDenseMat
DlsMat_NewBandMat	SUNDlsMat_NewBandMat
DestroyMat	SUNDlsMat_DestroyMat
NewIntArray	SUNDlsMat_NewIntArray
NewIndexArray	SUNDlsMat_NewIndexArray
NewRealArray	SUNDlsMat_NewRealArray
DestroyArray	SUNDlsMat_DestroyArray
AddIdentity	SUNDlsMat_AddIdentity
SetToZero	SUNDlsMat_SetToZero
PrintMat	SUNDlsMat_PrintMat
newDenseMat	SUNDlsMat_newDenseMat
newBandMat	SUNDlsMat_newBandMat
destroyMat	SUNDlsMat_destroyMat
newIntArray	SUNDlsMat_newIntArray
newIndexArray	SUNDlsMat_newIndexArray
newRealArray	SUNDlsMat_newRealArray
destroyArray	SUNDlsMat_destroyArray

In addition, the entire `sundials_lapack.h` header file is now deprecated for removal in SUNDIALS v7.0.0. Note, this header file is not needed to use the SUNDIALS LAPACK linear solvers.

Deprecated “bootstrap” and “minimum correction” predictors in `ARKStep` (options 4 and 5 to `ARKStepSetPredictorMethod()`) and the “bootstrap” predictor in `MRISStep` (option 4 to `MRISStepSetPredictorMethod()`). These functions will output a deprecation warning message and will be removed in a future release.

16.24 Changes to SUNDIALS in release 5.8.0

New Features

The *RAJA vector* implementation has been updated to support the SYCL backend in addition to the CUDA and HIP backend. Users can choose the backend when configuring SUNDIALS by using the `SUNDIALS_RAJA_BACKENDS` CMake variable. This vector remains experimental and is subject to change from version to version.

New *SUNMatrix* and *SUNLinearSolver* implementation were added to interface with the Intel oneAPI Math Kernel Library (oneMKL). Both the matrix and the linear solver support general dense linear systems as well as block diagonal linear systems. See §8.9 for more details. This matrix is experimental and is subject to change from version to version.

Added a new *optional* function to the `SUNLinearSolver` API, `SUNLinSolSetZeroGuess()`, to indicate that the next call to `SUNLinSolSolve()` will be made with a zero initial guess. `SUNLinearSolver` implementations that do not use the `SUNLinSolNewEmpty()` constructor will, at a minimum, need set the `setzeroguess` function pointer in the linear solver `ops` structure to `NULL`. The SUNDIALS iterative linear solver implementations have been updated to leverage this new set function to remove one dot product per solve.

The time integrator packages (`ARKODE`, `CVODE(S)`, and `IDA(S)`) all now support a new “matrix-embedded” *SUNLinearSolver* type. This type supports user-supplied `SUNLinearSolver` implementations that set up and solve the specified linear system at each linear solve call. Any matrix-related data structures are held internally to the linear solver itself, and are not provided by the SUNDIALS package.

Added functions to `ARKODE` and `CVODE(S)` for supplying an alternative right-hand side function and to `IDA(S)` for supplying an alternative residual for use within nonlinear system function evaluations:

- `ARKStepSetNlsRhsFn()`
- `MRISStepSetNlsRhsFn()`
- `CVodeSetNlsRhsFn()`
- `IDASetNlsResFn()`

Support for user-defined inner (fast) integrators has been to the `MRISStep` module. See *MRISStep Custom Inner Steppers* for more information on providing a user-defined integration method.

Added specialized fused HIP kernels to `CVODE` which may offer better performance on smaller problems when using `CVODE` with the HIP vector. See the optional input function `CVodeSetUseIntegratorFusedKernels()` for more information. As with other SUNDIALS HIP features, this capability is considered experimental and may change from version to version.

New `KINSOL` options have been added to apply a constant damping factor in the fixed point and Picard iterations (see `KINSetDamping()`), to delay the start of Anderson acceleration with the fixed point and Picard iterations (see `KINSetDelayAA()`), and to return the newest solution with the fixed point iteration (see `KINSetReturnNewest()`).

The installed `SUNDIALSConfig.cmake` file now supports the `COMPONENTS` option to `find_package`. The exported targets no longer have `IMPORTED_GLOBAL` set.

Bug Fixes

A bug was fixed in `SUNMatCopyOps()` where the matrix-vector product setup function pointer was not copied.

A bug was fixed in the *SPBCGS* and *SPTFQMR* solvers for the case where a non-zero initial guess and a solution scaling vector are provided. This fix only impacts codes using SPBCGS or SPTFQMR as standalone solvers as all SUNDIALS packages utilize a zero initial guess.

A bug was fixed in the ARKODE stepper modules where the stop time may be passed after resetting the integrator.

A bug was fixed in *IDASSetJacTimesResFn()* in IDAS where the supplied function was used in the dense finite difference Jacobian computation rather than the finite difference Jacobian-vector product approximation.

A bug was fixed in the KINSOL Picard iteration where the value of *KINSetMaxSetupCalls()* would be ignored.

16.25 Changes to SUNDIALS in release 5.7.0

A new *N_Vector* implementation based on the SYCL abstraction layer has been added targeting Intel GPUs. At present the only SYCL compiler supported is the DPC++ (Intel oneAPI) compiler. See §6.12 for more details. This vector is considered experimental and is subject to major changes even in minor releases.

A new *SUNMatrix* and *SUNLinearSolver* implementation were added to interface with the MAGMA linear algebra library. Both the matrix and the linear solver support general dense linear systems as well as block diagonal linear systems, and both are targeted at GPUs (AMD or NVIDIA). See §8.8 for more details.

16.26 Changes to SUNDIALS in release 5.6.1

Fixed a CMake bug which caused an error if the *CMAKE_CXX_STANDARD* and *SUNDIALS_RAJA_BACKENDS* options were not provided.

Fixed some compiler warnings when using the IBM XL compilers.

16.27 Changes to SUNDIALS in release 5.6.0

A new *N_Vector* implementation based on the AMD ROCm HIP platform has been added. This vector can target NVIDIA or AMD GPUs. See §6.11 for more details. This vector is considered experimental and is subject to change from version to version.

The *RAJA vector* implementation has been updated to support the HIP backend in addition to the CUDA backend. Users can choose the backend when configuring SUNDIALS by using the *SUNDIALS_RAJA_BACKENDS* CMake variable. This vector remains experimental and is subject to change from version to version.

A new optional operation, *N_VGetDeviceArrayPointer()*, was added to the *N_Vector* API. This operation is useful for vectors that utilize dual memory spaces, e.g. the native SUNDIALS CUDA *N_Vector*.

The SUNDIALS matrix and linear solver interfaces to the *cuSparse matrix* and *cuSolver batched QR solver* no longer require using the CUDA *N_Vector*. Instead, they require that the vector utilized provides the *N_VGetDeviceArrayPointer()* operation, and that the pointer returned by *N_VGetDeviceArrayPointer()* is a valid CUDA device pointer.

16.28 Changes to SUNDIALS in release 5.5.0

Refactored the SUNDIALS build system. CMake 3.12.0 or newer is now required. Users will likely see deprecation warnings, but otherwise the changes should be fully backwards compatible for almost all users. SUNDIALS now exports CMake targets and installs a *SUNDIALSConfig.cmake* file.

Added support for SuperLU DIST 6.3.0 or newer.

16.29 Changes to SUNDIALS in release 5.4.0

Major Features

A new class, *SUNMemoryHelper*, was added to support **GPU users** who have complex memory management needs such as using memory pools. This is paired with new constructors for the CUDA and RAJA vectors that accept a *SUNMemoryHelper* object. Refer to §4.7, §10, §6.10 and §6.13 for more information.

Added full support for time-dependent mass matrices in ARKStep, and expanded existing non-identity mass matrix infrastructure to support use of the fixed point nonlinear solver.

An interface between ARKStep and the XBraid multigrid reduction in time (MGRIT) library [1] has been added to enable parallel-in-time integration. See the *Multigrid Reduction in Time with XBraid* section for more information and the example codes in `examples/arkode/CXX_xbraid`. This interface required the addition of three new *N_Vector* operations to exchange vector data between computational nodes, see *N_VBufSize()*, *N_VBufPack()*, and *N_VBufUnpack()*. These *N_Vector* operations are only used within the XBraid interface and need not be implemented for any other context.

New Features

The *RAJA vector* has been updated to mirror the CUDA vector. Notably, the update adds managed memory support to the RAJA vector. Users of the vector will need to update any calls to the *N_VMake_Raja()* function because that signature was changed. This vector remains experimental and is subject to change from version to version.

The expected behavior of *SUNNonlinSolGetNumIters()* and *SUNNonlinSolGetNumConvFails()* in the *SUNNonlinearSolver* API have been updated to specify that they should return the number of nonlinear solver iterations and convergence failures in the most recent solve respectively rather than the cumulative number of iterations and failures across all solves respectively. The API documentation and SUNDIALS provided *SUNNonlinearSolver* implementations have been updated accordingly. As before, the cumulative number of nonlinear iterations and failures may be retrieved with the following functions:

- *ARKStepGetNumNonlinSolvIters()*
- *ARKStepGetNumNonlinSolvConvFails()*
- *ARKStepGetNonlinSolvStats()*
- *MRIStepGetNumNonlinSolvIters()*
- *MRIStepGetNumNonlinSolvConvFails()*
- *MRIStepGetNonlinSolvStats()*
- *CVodeGetNumNonlinSolvIters()*
- *CVodeGetNumNonlinSolvConvFails()*
- *CVodeGetNonlinSolvStats()*
- *IDAGetNumNonlinSolvIters()*
- *IDAGetNumNonlinSolvConvFails()*
- *IDAGetNonlinSolvStats()*

Added the following the following functions that advanced users might find useful when providing a custom *SUNNonlinSolSysFn()*:

- *ARKStepComputeState()*
- *ARKStepGetNonlinearSystemData()*

- `MRISetComputeState()`
- `MRISetGetNonlinearSystemData()`
- `CVodeComputeState()`
- `CVodeGetNonlinearSystemData()`
- `IDAGetNonlinearSystemData()`

Added new functions to CVODE(S), ARKODE, and IDA(S) to specify the factor for converting between integrator tolerances (WRMS norm) and linear solver tolerances (L2 norm) i.e., `tol_L2 = nrmfac * tol_WRMS`:

- `ARKStepSetLSNormFactor()`
- `ARKStepSetMassLSNormFactor()`
- `MRISetSetLSNormFactor()`
- `CVodeSetLSNormFactor()`
- `IDASetLSNormFactor()`

Added new reset functions `ARKStepReset()`, `ERKStepReset()`, and `MRISetReset()` to reset the stepper time and state vector to user-provided values for continuing the integration from that point while retaining the integration history. These functions complement the reinitialization functions `ARKStepReInit()`, `ERKStepReInit()`, and `MRISetReInit()` which reinitialize the stepper so that the problem integration should resume as if started from scratch.

Updated the MRISet time-stepping module in ARKODE to support higher-order MRI-GARK methods [60], including methods that involve solve-decoupled, diagonally-implicit treatment of the slow time scale.

The function `CVodeSetLSetupFrequency()` has been added to CVODE(S) to set the frequency of calls to the linear solver setup function.

The Trilinos Tpetra `N_Vector` interface has been updated to work with Trilinos 12.18+. This update changes the local ordinal type to always be an `int`.

Added support for CUDA 11.

Bug Fixes

A minor inconsistency in CVODE(S) and a bug ARKODE when checking the Jacobian evaluation frequency has been fixed. As a result codes using a non-default Jacobian update frequency through a call to `CVodeSetMaxStepsBetweenJac` or `ARKStepSetMaxStepsBetweenJac` will need to increase the provided value by 1 to achieve the same behavior as before.

In IDAS and CVODES, the functions for forward integration with checkpointing (`IDASolveF()`, `CVodeF()`) are now subject to a restriction on the number of time steps allowed to reach the output time. This is the same restriction applied to `IDASolve()` and `CVode()`. The default maximum number of steps is 500, but this may be changed using the `CVodeSetMaxNumSteps()` and `IDASetMaxNumSteps()` function. This change fixes a bug that could cause an infinite loop in `IDASolveF()` and `CVodeF()`. **This change may cause a runtime error in existing user code.**

Fixed bug in using ERK method integration with static mass matrices.

Deprecation Notice

For greater clarity the following functions have been deprecated:

- `CVodeSetMaxStepsBetweenJac`
- `ARKStepSetMaxStepsBetweenJac`
- `ARKStepSetMaxStepsBetweenLSet`

The following functions should be used instead:

- `CVodeSetJacEvalFrequency()`

- [ARKStepSetJacEvalFrequency\(\)](#)
- [ARKStepSetLSetupFrequency\(\)](#)

16.30 Changes to SUNDIALS in release 5.3.0

Major Feature

Added support to CVODE for integrating IVPs with constraints using BDF methods and projecting the solution onto the constraint manifold with a user defined projection function. This implementation is accompanied by additions to user documentation and CVODE examples. See [CvodeSetProjFn\(\)](#) for more information.

New Features

Added the ability to control the CUDA kernel launch parameters for the CUDA vector and sparse matrix implementations. These implementations remain experimental and are subject to change from version to version. In addition, the CUDA vector kernels were rewritten to be more flexible. Most users should see equivalent performance or some improvement, but a select few may observe minor performance degradation with the default settings. Users are encouraged to contact the SUNDIALS team about any performance changes that they notice.

Added new capabilities for monitoring the solve phase in the Newton and fixed-point [SUNNonlinearSolver](#), and the SUNDIALS iterative linear solvers. SUNDIALS must be built with the CMake option `SUNDIALS_BUILD_WITH_MONITORING` to use these capabilities.

Added specialized fused CUDA kernels to CVODE which may offer better performance on smaller problems when using CVODE with the CUDA vector. See the optional input function [CvodeSetUseIntegratorFusedKernels\(\)](#) for more information. As with other SUNDIALS CUDA features, this feature is experimental and may change from version to version.

Added a new function, [CvodeSetMonitorFn\(\)](#), that takes a user-function to be called by CVODE after every `nst` successfully completed time-steps. This is intended to provide a way of monitoring the CVODE statistics throughout the simulation.

Added a new function [CvodeGetLinSolveStats\(\)](#) to get the CVODE linear solver statistics as a group.

Added the following optional functions to provide an alternative ODE right-hand side function (ARKODE and CVODE(S)), DAE residual function (IDA(S)), or nonlinear system function (KINSOL) for use when computing Jacobian-vector products with the internal difference quotient approximation:

- [ARKStepSetJacTimesRhsFn\(\)](#)
- [CvodeSetJacTimesRhsFn\(\)](#)
- [CvodeSetJacTimesRhsFnB\(\)](#)
- [IDASetJacTimesResFn\(\)](#)
- [IDASetJacTimesResFnB\(\)](#)
- [KINSetJacTimesVecSysFn\(\)](#)

Bug Fixes

Fixed a bug in the iterative linear solvers where an error is not returned if the `Atimes` function is NULL or, if preconditioning is enabled, the `PSolve` function is NULL.

Fixed a bug in ARKODE where the prototypes for [ERKStepSetMinReduction\(\)](#) and [ARKStepSetMinReduction\(\)](#) were not included in `arkode_erkstep.h` and `arkode_arkstep.h` respectively.

Fixed a bug in ARKODE where inequality constraint checking would need to be disabled and then re-enabled to update the inequality constraint values after resizing a problem. Resizing a problem will now disable constraints and a call

to `ARKStepSetConstraints()` or `ERKStepSetConstraints()` is required to re-enable constraint checking for the new problem size.

16.31 Changes to SUNDIALS in release 5.2.0

New Features

The following functions were added to each of the time integration packages to enable or disable the scaling applied to linear system solutions with matrix-based linear solvers to account for lagged matrix information:

- `ARKStepSetLinearSolutionScaling()`
- `CVodeSetLinearSolutionScaling()`
- `CVodeSetLinearSolutionScalingB()`
- `IDASSetLinearSolutionScaling()`
- `IDASSetLinearSolutionScalingB()`

When using a matrix-based linear solver with ARKODE, IDA(S), or BDF methods in CVODE(S) scaling is enabled by default.

Added a new *SUNMatrix* implementation that interfaces to the sparse matrix implementation from the NVIDIA cuSPARSE library, see §7.7 for more details. In addition, the CUDA Sparse linear solver has been updated to use the new matrix, as such, users of this matrix will need to update their code. This implementations are still considered to be experimental, thus they are subject to breaking changes even in minor releases.

Added a new “stiff” interpolation module to ARKODE, based on Lagrange polynomial interpolation, that is accessible to each of the ARKStep, ERKStep and MRISStep time-stepping modules. This module is designed to provide increased interpolation accuracy when integrating stiff problems, as opposed to the ARKODE-standard Hermite interpolation module that can suffer when the IVP right-hand side has large Lipschitz constant. While the Hermite module remains the default, the new Lagrange module may be enabled using one of the routines `ARKStepSetInterpolantType()`, `ERKStepSetInterpolantType()`, or `MRISStepSetInterpolantType()`. The serial example problem `ark_brusselator.c` has been converted to use this Lagrange interpolation module. Created accompanying routines `ARKStepSetInterpolantDegree()`, `ERKStepSetInterpolantDegree()` and `MRISStepSetInterpolantDegree()` to provide user control over these interpolating polynomials.

Added two new functions, `ARKStepSetMinReduction()` and `ERKStepSetMinReduction()`, to change the minimum allowed step size reduction factor after an error test failure.

Bug Fixes

Fixed a build system bug related to the Fortran 2003 interfaces when using the IBM XL compiler. When building the Fortran 2003 interfaces with an XL compiler it is recommended to set `CMAKE_Fortran_COMPILER` to `f2003`, `xl_f2003`, or `xl_f2003_r`.

Fixed a bug in how ARKODE interfaces with a user-supplied, iterative, unscaled linear solver. In this case, ARKODE adjusts the linear solver tolerance in an attempt to account for the lack of support for left/right scaling matrices. Previously, ARKODE computed this scaling factor using the error weight vector, `ewt`; this fix changes that to the residual weight vector, `rwt`, that can differ from `ewt` when solving problems with non-identity mass matrix.

Fixed a linkage bug affecting Windows users that stemmed from `dllimport/dllexport` attribute missing on some SUNDIALS API functions.

Fixed a memory leak in CVODES and IDAS from not deallocating the `atolSmin0` and `atolQsmin0` arrays.

Fixed a bug where a non-default value for the maximum allowed growth factor after the first step would be ignored.

Deprecation Notice

The routines `ARKStepSetDenseOrder()`, `ARKStepSetDenseOrder()` and `ARKStepSetDenseOrder()` have been deprecated and will be removed in a future release. The new functions `ARKStepSetInterpolantDegree()`, `ARKStepSetInterpolantDegree()`, and `ARKStepSetInterpolantDegree()` should be used instead.

16.32 Changes to SUNDIALS in release 5.1.0

New Features

Added support for a user-supplied function to update the prediction for each implicit stage solution in `ARKStep`. If supplied, this routine will be called *after* any existing `ARKStep` predictor algorithm completes, so that the predictor may be modified by the user as desired. The new user-supplied routine has type `ARKStagePredictFn`, and may be set by calling `ARKStepSetStagePredictFn()`.

The `MRISStep` module has been updated to support attaching different user data pointers to the inner and outer integrators. If applicable, user codes will need to add a call to `ARKStepSetUserData()` to attach their user data pointer to the inner integrator memory as `MRISStepSetUserData()` will not set the pointer for both the inner and outer integrators. The `MRISStep` examples have been updated to reflect this change.

Added support for damping when using Anderson acceleration in `KINSOL`. See the [Mathematical Considerations](#) and the description of the `KINSetDampingAA()` function for more details.

Added support for constant damping to the fixed-point `SUNNonlinearSolver` when using Anderson acceleration. See [SUNNonlinSol_FixedPoint description](#) and the `SUNNonlinSolSetDamping_FixedPoint()` for more details.

Added two utility functions, `SUNDIALSFileOpen()` and `SUNDIALSFileClose()` for creating/destroying file pointers. These are useful when using the Fortran 2003 interfaces.

Added a new build system option, `CUDA_ARCH`, to specify the CUDA architecture to target.

Bug Fixes

Fixed a build system bug related to finding LAPACK/BLAS.

Fixed a build system bug related to checking if the KLU library works.

Fixed a build system bug related to finding PETSc when using the CMake variables `PETSC_INCLUDES` and `PETSC_LIBRARIES` instead of `PETSC_DIR`.

Fixed a bug in the Fortran 2003 interfaces to the `ARKODE` Butcher table routines and structure. This includes changing the `ARKodeButcherTable` type to be a `type(c_ptr)` in Fortran.

16.33 Changes to SUNDIALS in release 5.0.0

Build System

Increased the minimum required CMake version to 3.5 for most SUNDIALS configurations, and 3.10 when CUDA or OpenMP with device offloading are enabled.

The CMake option `BLAS_ENABLE` and the variable `BLAS_LIBRARIES` have been removed to simplify builds as SUNDIALS packages do not use BLAS directly. For third party libraries that require linking to BLAS, the path to the BLAS library should be included in the `_LIBRARIES` variable for the third party library e.g., `SUPERLUDIST_LIBRARIES` when enabling `SuperLU_DIST`.

NVector

Two new functions were added to aid in creating custom `N_Vector` objects. The constructor `N_VNewEmpty()` allocates an “empty” generic `N_Vector` with the object’s content pointer and the function pointers in the operations structure initialized to NULL. When used in the constructor for custom objects this function will ease the introduction of any

new optional operations to the *N_Vector* API by ensuring only required operations need to be set. Additionally, the function *N_VCopyOps()* has been added to copy the operation function pointers between vector objects. When used in clone routines for custom vector objects these functions also will ease the introduction of any new optional operations to the *N_Vector* API by ensuring all operations are copied when cloning objects.

Added new *N_Vector* implementations, *ManyVector* and *MPIManyVector*, to support flexible partitioning of solution data among different processing elements (e.g., CPU + GPU) or for multi-physics problems that couple distinct MPI-based simulations together (see the §6.17 and §6.18 for more details). This implementation is accompanied by additions to user documentation and SUNDIALS examples.

Additionally, an *MPIPlusX vector* implementation has been created to support the MPI+X paradigm where X is a type of on-node parallelism (e.g., OpenMP, CUDA, etc.). The implementation is accompanied by additions to user documentation and SUNDIALS examples.

One new required vector operation and ten new optional vector operations have been added to the *N_Vector* API. The new required operation, *N_VGetLength()*, returns the global vector length. The optional operations have been added to support the new *MPIManyVector* implementation. The operation *N_VGetCommunicator()* must be implemented by subvectors that are combined to create an *MPIManyVector*, but is not used outside of this context. The remaining nine operations are optional local reduction operations intended to eliminate unnecessary latency when performing vector reduction operations (norms, etc.) on distributed memory systems. The optional local reduction vector operations are *N_VDotProdLocal*, *N_VMaxNormLocal*, *N_VMinLocal*, *N_VL1NormLocal*, *N_VWSqrSumLocal*, *N_VWSqrSumMaskLocal*, *N_VInvTestLocal*, *N_VConstrMaskLocal*, and *N_VMinQuotientLocal*. If an *N_Vector* implementation defines any of the local operations as NULL, then the *MPIManyVector* will call standard *N_Vector* operations to complete the computation.

The *_*MPICuda* and *_*MPIRaja* functions have been removed from the CUDA and RAJA vector implementations respectively. Accordingly, the *nvector_mpicuda.h*, *nvector_mpiraja.h*, *libsundials_nvecmpicuda.lib*, and *libsundials_nvecmpicudaraja.lib* files have been removed. Users should use the MPI+X vector in conjunction with the CUDA and RAJA vectors to replace the functionality. The necessary changes are minimal and should require few code modifications. See the example programs in *examples/ida/mpicuda* and *examples/ida/mpiraja* for examples of how to use the MPI+X vector with the CUDA and RAJA vectors, respectively.

Made performance improvements to the CUDA vector. Users who utilize a non-default stream should no longer see default stream synchronizations after memory transfers.

Added a new constructor to the CUDA vector that allows a user to provide custom allocate and free functions for the vector data array and internal reduction buffer.

Added three new *N_Vector* utility functions, *N_VGetVecAtIndexVectorArray()*, *N_VSetVecAtIndexVectorArray()*, and *N_VNewVectorArray()*, for working with *N_Vector* arrays when using the Fortran 2003 interfaces.

SUNMatrix

Two new functions were added to aid in creating custom *SUNMatrix* objects. The constructor *SUNMatNewEmpty()* allocates an “empty” generic *SUNMatrix* with the object’s content pointer and the function pointers in the operations structure initialized to NULL. When used in the constructor for custom objects this function will ease the introduction of any new optional operations to the *SUNMatrix* API by ensuring only required operations need to be set. Additionally, the function *SUNMatCopyOps()* has been added to copy the operation function pointers between matrix objects. When used in clone routines for custom matrix objects these functions also will ease the introduction of any new optional operations to the *SUNMatrix* API by ensuring all operations are copied when cloning objects.

A new operation, *SUNMatMatvecSetup()*, was added to the *SUNMatrix* API to perform any setup necessary for computing a matrix-vector product. This operation is useful for *SUNMatrix* implementations which need to prepare the matrix itself, or communication structures before performing the matrix-vector product. Users who have implemented a custom *SUNMatrix* will need to at least update their code to set the corresponding ops structure member, *matvecsetup*, to NULL.

The generic *SUNMatrix* API now defines error codes to be returned by matrix operations. Operations which return an integer flag indicating success/failure may return different values than previously.

A new *SUNMatrix* (and *SUNLinearSolver*) implementation was added to facilitate the use of the SuperLU_DIST library with SUNDIALS.

SUNLinearSolver

A new function was added to aid in creating custom *SUNLinearSolver* objects. The constructor *SUNLinSol-NewEmpty()* allocates an “empty” generic *SUNLinearSolver* with the object’s content pointer and the function pointers in the operations structure initialized to NULL. When used in the constructor for custom objects this function will ease the introduction of any new optional operations to the *SUNLinearSolver* API by ensuring only required operations need to be set.

The return type of the *SUNLinSolLastFlag* in the *SUNLinearSolver* has changed from long int to *sunindextype* to be consistent with the type used to store row indices in dense and banded linear solver modules.

Added a new optional operation to the *SUNLinearSolver* API, *SUNLinSolGetID()*, that returns a *SUNLinearSolver_ID* for identifying the linear solver module.

The *SUNLinearSolver* API has been updated to make the initialize and setup functions optional.

A new *SUNLinearSolver* (and *SUNMatrix*) implementation was added to facilitate the use of the SuperLU_DIST library with SUNDIALS.

Added a new *SUNLinearSolver* implementation, *cuSolverSp_batchQR*, which leverages the NVIDIA cuSOLVER sparse batched QR method for efficiently solving block diagonal linear systems on NVIDIA GPUs.

Added three new accessor functions to the KLU linear solver to provide user access to the underlying KLU solver structures: *SUNLinSol_KLUGetSymbolic()*, *SUNLinSol_KLUGetNumeric()*, and *SUNLinSol_KLUGetCommon()*.

SUNNonlinearSolver

A new function was added to aid in creating custom *SUNNonlinearSolver* objects. The constructor *SUNNonlinSol-NewEmpty()* allocates an “empty” generic *SUNNonlinearSolver* with the object’s content pointer and the function pointers in the operations structure initialized to NULL. When used in the constructor for custom objects this function will ease the introduction of any new optional operations to the *SUNNonlinearSolver* API by ensuring only required operations need to be set.

To facilitate the use of user supplied nonlinear solver convergence test functions the *SUNNonlinSolSetConvTestFn()* function in the *SUNNonlinearSolver* API has been updated to take a void* data pointer as input. The supplied data pointer will be passed to the nonlinear solver convergence test function on each call.

The inputs values passed to the first two inputs of the *SUNNonlinSolSolve()* function in the *SUNNonlinearSolver* have been changed to be the predicted state and the initial guess for the correction to that state. Additionally, the definitions of *SUNNonlinSolSetupFn()* and *SUNNonlinSolSolveFn()* in the *SUNNonlinearSolver* API have been updated to remove unused input parameters. For more information on the nonlinear system formulation and the API functions see *Nonlinear Algebraic Solvers*.

Added a new *SUNNonlinearSolver* implementation for interfacing with the *PETSc SNES* nonlinear solver.

New Features

A new linear solver interface functions, *ARKLsLinSysFn* and *CVLsLinSysFn*, as added as an alternative method for evaluating the linear systems $M - \gamma J$ or $I - \gamma J$.

Added the following functions to get the current state and gamma value to ARKStep, CVODE and CVODES that may be useful to users who choose to provide their own nonlinear solver implementation:

- *ARKStepGetCurrentState()*
- *ARKStepGetCurrentGamma()*
- *CVodeGetCurrentGamma()*
- *CVodeGetCurrentState()*

- [CNodeGetCurrentGamma\(\)](#)
- [CNodeGetCurrentStateSens\(\)](#)
- [CNodeGetCurrentSensSolveIndex\(\)](#)
- [IDAGetCurrentCj\(\)](#)
- [IDAGetCurrentY\(\)](#)
- [IDAGetCurrentYp\(\)](#)
- [IDAComputeY\(\)](#)
- [IDAComputeYp\(\)](#)

Removed extraneous calls to [N_VMin\(\)](#) for simulations where the scalar valued absolute tolerance, or all entries of the vector-valued absolute tolerance array, are strictly positive. In this scenario ARKODE, CVODE(S), and IDA(S) steppers will remove at least one global reduction per time step.

The ARKODE, CVODE(S), IDA(S), and KINSOL linear solver interfaces have been updated to only zero the Jacobian matrix before calling a user-supplied Jacobian evaluation function when the attached linear solver has type [SUNLIN-EARSOLVER_DIRECT](#).

Added new Fortran 2003 interfaces to all of the SUNDIALS packages (ARKODE, CVODE(S), IDA(S), and KINSOL) as well as most of the [N_Vector](#), [SUNMatrix](#), [SUNLinearSolver](#), and [SUNNonlinearSolver](#) implementations. See §13 section for more details. These new interfaces were generated with SWIG-Fortran and provide a user an idiomatic Fortran 2003 interface to most of the SUNDIALS C API.

The MRISStep module has been updated to support explicit, implicit, or IMEX methods as the fast integrator using the ARKStep module. As a result some function signatures have been changed including [MRISStepCreate\(\)](#) which now takes an ARKStep memory structure for the fast integration as an input.

The reinitialization functions [ERKStepReInit\(\)](#), [ARKStepReInit\(\)](#), and [MRISStepReInit\(\)](#) have been updated to retain the minimum and maximum step size values from before reinitialization rather than resetting them to the default values.

Added two new embedded ARK methods of orders 4 and 5 to ARKODE (from [49]).

Support for optional inequality constraints on individual components of the solution vector has been added the ARKODE ERKStep and ARKStep modules. See the descriptions of [ERKStepSetConstraints\(\)](#) and [ARKStepSetConstraints\(\)](#) for more details. Note that enabling constraint handling requires the [N_Vector](#) operations [N_VMinQuotient\(\)](#), [N_VConstrMask\(\)](#), and [N_VCompare\(\)](#) that were not previously required by ARKODE.

Add two new ‘Set’ functions to MRISStep, [MRISStepSetPreInnerFn\(\)](#) and [MRISStepSetPostInnerFn\(\)](#), for performing communication or memory transfers needed before or after the inner integration.

Bug Fixes

Fixed a bug in the build system that prevented the PThreads NVECTOR module from being built.

Fixed a memory leak in the PETSc [N_Vector](#) clone function.

Fixed a memory leak in the ARKODE, CVODE, and IDA F77 interfaces when not using the default nonlinear solver.

Fixed a bug in the ARKStep time-stepping module in ARKODE that would result in an infinite loop if the nonlinear solver failed to converge more than the maximum allowed times during a single step.

Fixed a bug in ARKODE that would result in a “too much accuracy requested” error when using fixed time step sizes with explicit methods in some cases.

Fixed a bug in ARKStep where the mass matrix linear solver setup function was not called in the Matrix-free case.

Fixed a minor bug in ARKStep where an incorrect flag is reported when an error occurs in the mass matrix setup or Jacobian-vector product setup functions.

Fixed a bug in the CVODE and CVODES constraint handling where the step size could be set below the minimum step size.

Fixed a bug in the CVODE and CVODES nonlinear solver interfaces where the norm of the accumulated correction was not updated when using a non-default convergence test function.

Fixed a bug in the CVODES `cvRescale` function where the loops to compute the array of scalars for the fused vector scale operation stopped one iteration early.

Fixed a bug in CVODES and IDAS where `CVodeF()` and `IDASolveF()` would return the wrong flag under certain circumstances.

Fixed a bug in CVODES and IDAS where `CVodeF()` and `IDASolveF()` would not return a root in `NORMAL_STEP` mode if the root occurred after the desired output time.

Fixed a bug in the IDA and IDAS linear solver interfaces where an incorrect Jacobian-vector product increment was used with iterative solvers other than SPGMR and SPFGMR.

Fixed a bug the IDAS `IDAQuadReInitB()` function where an incorrect memory structure was passed to `IDAQuadReInit()`.

Fixed a bug in the KINSOL linear solver interface where the auxiliary scalar `sJpnorm` was not computed when necessary with the Picard iteration and the auxiliary scalar `sFdotJp` was unnecessarily computed in some cases.

16.34 Changes to SUNDIALS in release 4.1.0

Removed Implementation Headers

The implementation header files (`*_impl.h`) are no longer installed. This means users who are directly accessing or manipulating package memory structures will need to update their code to use the package's public API.

New Features

An additional `N_Vector` implementation was added for interfacing with the Tpetra vector from Trilinos library to facilitate interoperability between SUNDIALS and Trilinos. This implementation is accompanied by additions to user documentation and SUNDIALS examples.

Bug Fixes

The `EXAMPLES_ENABLE_RAJA` CMake option has been removed. The option `EXAMPLES_ENABLE_CUDA` enables all examples that use CUDA including the RAJA examples with a CUDA back end (if RAJA is enabled).

Python is no longer required to run `make test` and `make test_install`.

A bug was fixed where a nonlinear solver object could be freed twice in some use cases.

Fixed a bug in `ARKodeButcherTable_Write()` when printing a Butcher table without an embedding.

16.35 Changes to SUNDIALS in release 4.0.2

Added information on how to contribute to SUNDIALS and a contributing agreement.

Moved the definitions of backwards compatibility functions for the prior direct linear solver (DLS) and scaled preconditioned iterative linear solvers (SPILS) to a source file. The symbols are now included in the appropriate package library, e.g. `libsundials_cvode.lib`.

16.36 Changes to SUNDIALS in release 4.0.1

A bug in ARKODE where single precision builds would fail to compile has been fixed.

16.37 Changes to SUNDIALS in release 4.0.0

The direct and iterative linear solver interfaces in all SUNDIALS packages have been merged into a single unified linear solver interface to support any valid *SUNLinearSolver*. This includes the `DIRECT` and `ITERATIVE` types as well as the new `MATRIX_ITERATIVE` type. Details regarding how SUNDIALS packages utilize linear solvers of each type as well as a discussion regarding the intended use cases for user-supplied linear solver implementations are included in §8. All example programs have been updated to use the new unified linear solver interfaces.

The unified linear solver interface is very similar to the previous DLS (direct linear solver) and SPILS (scaled pre-conditioned iterative linear solver) interface in each package. To minimize challenges in user migration to the unified linear solver interfaces, the previous DLS and SPILS functions may still be used however, these are now deprecated and will be removed in a future release. Additionally, that Fortran users will need to enlarge their array of optional integer outputs, and update the indices that they query for certain linear solver related statistics.

The names of all SUNDIALS-provided *SUNLinearSolver* constructors have been updated to follow the naming convention `SUNLinSol_*` where `*` is the name of the linear solver. The new constructor names are:

- *SUNLinSol_Band()*
- *SUNLinSol_Dense()*
- *SUNLinSol_KLU()*
- *SUNLinSol_LapackBand()*
- *SUNLinSol_LapackDense()*
- *SUNLinSol_PCG()*
- *SUNLinSol_SPBCGS()*
- *SUNLinSol_SPGMR()*
- *SUNLinSol_SPGMR()*
- *SUNLinSol_SPTFQMR()*
- *SUNLinSol_SuperLUMT()*

Linear solver-specific “set” routine names have been similarly standardized. To minimize challenges in user migration to the new names, the previous function names may still be used however, these are now deprecated and will be removed in a future release. All example programs and the standalone linear solver examples have been updated to use the new naming convention.

The *SUNLinSol_Band()* constructor has been simplified to remove the storage upper bandwidth argument.

SUNDIALS integrators (ARKODE, CVODE(S), and IDA(S)) have been updated to utilize generic nonlinear solvers defined by the *SUNNonlinearSolver* API. This enables the addition of new nonlinear solver options and allows for external or user-supplied nonlinear solvers. The nonlinear solver API and SUNDIALS provided implementations are described in *Nonlinear Algebraic Solvers* and follow the same object oriented design used by the *N_Vector*, *SUN-Matrix*, and *SUNLinearSolver* classes. Currently two nonlinear solver implementations are provided, *Newton* and *fixed-point*. These replicate the previous integrator-specific implementations of Newton’s method and a fixed-point iteration (previously referred to as a functional iteration), respectively. Note the new *fixed-point* implementation can optionally utilize Anderson’s method to accelerate convergence. Example programs using each of these nonlinear solvers in a standalone manner have been added and all example programs have been updated accordingly.

The SUNDIALS integrators (ARKODE, CVODE(S), and IDA(S)) all now use the *Newton SUNNonlinearSolver* by default. Users that wish to use the *fixed-point SUNNonlinearSolver* will need to create the corresponding nonlinear solver object and attach it to the integrator with the appropriate set function:

- `ARKStepSetNonlinearSolver()`
- `CVodeSetNonlinearSolver()`
- `IDASetNonlinearSolver()`

Functions for setting the nonlinear solver options or getting nonlinear solver statistics remain unchanged and internally call generic `SUNNonlinearSolver` functions as needed.

With the introduction of the *SUNNonlinearSolver* class, the input parameter `iter` to `CVodeCreate()` has been removed along with the function `CVodeSetIterType` and the constants `CV_NEWTON` and `CV_FUNCTIONAL`. While SUNDIALS includes a fixed-point nonlinear solver, it is not currently supported in IDA.

Three fused vector operations and seven vector array operations have been added to the *N_Vector* API. These *optional* operations are disabled by default and may be activated by calling vector specific routines after creating a vector (see §6.1 for more details). The new operations are intended to increase data reuse in vector operations, reduce parallel communication on distributed memory systems, and lower the number of kernel launches on systems with accelerators. The fused operations are:

- `N_VLinearCombination()`
- `N_VScaleAddMulti()`
- `N_VDotProdMulti()`

and the vector array operations are:

- `N_VLinearCombinationVectorArray()`
- `N_VScaleVectorArray()`
- `N_VConstVectorArray()`
- `N_VWrmsNormVectorArray()`
- `N_VWrmsNormMaskVectorArray()`
- `N_VScaleAddMultiVectorArray()`
- `N_VLinearCombinationVectorArray()`

If an *N_Vector* implementation defines the implementation any of these operations as `NULL`, then standard vector operations will automatically be called as necessary to complete the computation.

A new *N_Vector* implementation, *OpenMPDEV*, leveraging OpenMP device offloading has been added.

Multiple updates to the *CUDA* vector were made:

- Changed the `N_VMake_Cuda()` function to take a host data pointer and a device data pointer instead of an `N_VectorContent_Cuda` object.
- Changed `N_VGetLength_Cuda` to return the global vector length instead of the local vector length.
- Added `N_VGetLocalLength_Cuda` to return the local vector length.
- Added `N_VGetMPIComm_Cuda` to return the MPI communicator used.
- Removed the accessor functions in the `suncudavec` namespace.
- Added the ability to set the `cudaStream_t` used for execution of the CUDA kernels. See the function `N_VSetCudaStreams_Cuda`.

- Added `N_VNewManaged_Cuda()`, `N_VMakeManaged_Cuda()`, and `N_VIsManagedMemory_Cuda()` functions to accommodate using managed memory with the CUDA vector.

Multiple updates to the `RAJA` vector were made:

- Changed `N_VGetLength_Raja` to return the global vector length instead of the local vector length.
- Added `N_VGetLocalLength_Raja` to return the local vector length.
- Added `N_VGetMPIComm_Raja` to return the MPI communicator used.
- Removed the accessor functions in the `sunraja_vec` namespace.

Two changes were made in the ARKODE and CVODE(S) initial step size algorithm:

- Fixed an efficiency bug where an extra call to the RHS function was made.
- Changed the behavior of the algorithm if the max-iterations case is hit. Before the algorithm would exit with the step size calculated on the penultimate iteration. Now it will exit with the step size calculated on the final iteration.

Fortran 2003 interfaces to CVODE, the fixed-point and Newton nonlinear solvers, the dense, band, KLU, PCG, SP-BCGS, SPFGMR, SPGMR, and SPTFQMR linear solvers, and the serial, PThreads, and OpenMP vectors have been added.

The ARKODE library has been entirely rewritten to support a modular approach to one-step methods, which should allow rapid research and development of novel integration methods without affecting existing solver functionality. To support this, the existing ARK-based methods have been encapsulated inside the new `ARKStep` time-stepping module. Two new time-stepping modules have been added:

- The `ERKStep` module provides an optimized implementation for explicit Runge–Kutta methods with reduced storage and number of calls to the ODE right-hand side function.
- The `MRISStep` module implements two-rate explicit-explicit multirate infinitesimal step methods utilizing different step sizes for slow and fast processes in an additive splitting.

This restructure has resulted in numerous small changes to the user interface, particularly the suite of “Set” routines for user-provided solver parameters and “Get” routines to access solver statistics, that are now prefixed with the name of time-stepping module (e.g., `ARKStep` or `ERKStep`) instead of ARKODE. Aside from affecting the names of these routines, user-level changes have been kept to a minimum. However, we recommend that users consult both this documentation and the ARKODE example programs for further details on the updated infrastructure.

As part of the ARKODE restructuring an `ARKodeButcherTable` structure has been added for storing Butcher tables. Functions for creating new Butcher tables and checking their analytic order are provided along with other utility routines. For more details see the [Butcher Table Data Structure](#) section.

ARKODE’s dense output infrastructure has been improved to support higher-degree Hermite polynomial interpolants (up to degree 5) over the last successful time step.

16.38 Changes to SUNDIALS in release 3.2.1

Fixed a bug in the `CUDA` vector where the `N_VInvTest()` operation could write beyond the allocated vector data.

Fixed the library installation path for multiarch systems. This fix changes the default library installation path from `CMAKE_INSTALL_PREFIX/lib` to `CMAKE_INSTALL_PREFIX/CMAKE_INSTALL_LIBDIR`. The default value library directory name is automatically set to `lib`, `lib64`, or `lib/<multiarch-tuple>` depending on the system, but maybe be overridden by setting `CMAKE_INSTALL_LIBDIR`.

16.39 Changes to SUNDIALS in release 3.2.0

Library Name Change

Changed the name of the RAJA nvector library from `libsundials_nvecraja.lib` to `libsundials_nveccudaraja.lib` to better reflect that the RAJA vector only support the CUDA backend currently.

New Features

Added hybrid MPI+CUDA and MPI+RAJA vectors to allow use of more than one MPI rank when using a GPU system. The vectors assume one GPU device per MPI rank.

Support for optional inequality constraints on individual components of the solution vector has been added to CVODE and CVODES. For more details see the [Mathematical Considerations](#) and [Optional input functions](#) sections. Use of `CVodeSetConstraints()` requires the *N_Vector* operations `N_VMinQuotient()`, `N_VConstrMask()`, and `N_VCompare()` that were not previously required by CVODE and CVODES.

CMake Updates

CMake 3.1.3 is now the minimum required CMake version.

Deprecated the behavior of the `SUNDIALS_INDEX_TYPE` CMake option and added the `SUNDIALS_INDEX_SIZE` CMake option to select the `sunindextype` integer size.

The native CMake FindMPI module is now used to locate an MPI installation.

If MPI is enabled and MPI compiler wrappers are not set, the build system will check if `CMAKE_<language>_COMPILER` can compile MPI programs before trying to locate and use an MPI installation.

The previous options for setting MPI compiler wrappers and the executable for running MPI programs have been deprecated. The new options that align with those used in native CMake FindMPI module are `MPI_C_COMPILER`, `MPI_CXX_COMPILER`, `MPI_Fortran_COMPILER`, and `MPIEXEC_EXECUTABLE`.

When a Fortran name-mangling scheme is needed (e.g., `ENABLE_LAPACK` is ON) the build system will infer the scheme from the Fortran compiler. If a Fortran compiler is not available or the inferred or default scheme needs to be overridden, the advanced options `SUNDIALS_F77_FUNC_CASE` and `SUNDIALS_F77_FUNC_UNDERSCORES` can be used to manually set the name-mangling scheme and bypass trying to infer the scheme.

Parts of the main `CMakeLists.txt` file were moved to new files in the `src` and `example` directories to make the CMake configuration file structure more modular.

Bug Fixes

Fixed a problem with setting `sunindextype` which would occur with some compilers (e.g. `armclang`) that do not define `__STDC_VERSION__`.

Fixed a thread-safety issue in CVODES and IDAS when using adjoint sensitivity analysis.

Fixed a bug in IDAS where the saved residual value used in the nonlinear solve for consistent initial conditions was passed as temporary workspace and could be overwritten.

16.40 Changes to SUNDIALS in release 3.1.2

CMake Updates

Updated the minimum required version of CMake to 2.8.12 and enabled using `rpath` by default to locate shared libraries on OSX.

New Features

Added the function `SUNSparseMatrix_Reallocate()` to allow specification of the matrix nonzero storage.

Added named constants for the two reinitialization types for the KLU SUNLinearSolver.

Updated the `SUNMatScaleAdd()` and `SUNMatScaleAddI()` implementations in the sparse SUNMatrix to more optimally handle the case where the target matrix contained sufficient storage for the sum, but had the wrong sparsity pattern. The sum now occurs in-place, by performing the sum backwards in the existing storage. However, it is still more efficient if the user-supplied Jacobian routine allocates storage for the sum $M + \gamma J$ or $M + \gamma J$ manually (with zero entries if needed).

The following examples from the usage notes page of the SUNDIALS website, and updated them to work with SUNDIALS 3.x:

- `cvDisc_dns.c` demonstrates using CVODE with discontinuous solutions or RHS.
- `cvRoberts_dns_negsol.c` illustrates the use of the RHS function return value to control unphysical negative concentrations.
- `cvRoberts_FSA_dns_Switch.c` demonstrates switching on/off forward sensitivity computations. This example came from the usage notes page of the SUNDIALS website.

Bug Fixes

Fixed a Windows specific problem where `sunindextype` was not correctly defined when using 64-bit integers. On Windows `sunindextype` is now defined as the MSVC basic type `__int64`.

Fixed a bug in the full KLU SUNLinearSolver reinitialization approach where the sparse SUNMatrix pointer would go out of scope on some architectures.

The misnamed function `CVSpilsSetJacTimesSetupFnBS` has been deprecated and replaced by `CVSpilsSetJacTimesBS`. The deprecated function `CVSpilsSetJacTimesSetupFnBS` will be removed in the next major release.

Changed LICENSE install path to `instdir/include/sundials`.

16.41 Changes to SUNDIALS in release 3.1.1

Bug Fixes

Fixed a minor bug in the CVODE and CVODES `cvSLdet`, where a return was missing in the error check for three inconsistent roots.

Fixed a potential memory leak in the `SPGMR` and `SPFGMR` linear solvers. If “Initialize” was called multiple times then the solver memory was reallocated (without being freed).

Fixed a minor bug in `ARKReInit`, where a flag was incorrectly set to indicate that the problem had been resized (instead of just re-initialized).

Fixed C++11 compiler errors/warnings about incompatible use of string literals.

Updated the KLU SUNLinearSolver to use a typedef for the precision-specific solve functions to avoid compiler warnings.

Added missing typecasts for some `(void*)` pointers to avoid compiler warnings.

Fixed bug in the sparse SUNMatrix where `int` was used instead of `sunindextype` in one location.

Fixed a minor bug in `KINPrintInfo` where a case was missing for `KIN_REPTD_SYSFUNC_ERR` leading to an undefined info message.

Added missing `#include <stdio.h>` in `N_Vector` and `SUNMatrix` header files.

Added missing prototypes for `ARKSpilsGetNumMTSetups` in ARKODE and `IDASpilsGetNumJTSetupEvals` in IDA and IDAS.

Fixed an indexing bug in the CUDA vector implementation of `N_VWrmsNormMask()` and revised the RAJA vector implementation of `N_VWrmsNormMask()` to work with mask arrays using values other than zero or one. Replaced `double` with `realtype` in the RAJA vector test functions.

Fixed compilation issue with GCC 7.3.0 and Fortran programs that do not require a `SUNMatrix` or `SUNLinearSolver` e.g., iterative linear solvers, explicit methods in ARKODE, functional iteration in CVODE, etc.

16.42 Changes to SUNDIALS in release 3.1.0

Added `N_Vector` print functions that write vector data to a specified file (e.g., `N_VPrintFile_Serial()`).

Added `make test` and `make test_install` options to the build system for testing SUNDIALS after building with `make` and installing with `make install` respectively.

16.43 Changes to SUNDIALS in release 3.0.0

Major Feature

Added new linear solver and matrix interfaces for all SUNDIALS packages and updated the existing linear solver and matrix implementations. The goal of the redesign is to provide greater encapsulation and ease interfacing custom linear solvers with linear solver libraries. Specific changes include:

- Added a `SUNMatrix` interface with three provided implementations: dense, banded, and sparse. These replicate previous SUNDIALS direct (DIs) and sparse (SIs) matrix structures.
- Added example problems demonstrating use of the matrices.
- Added a `SUNLinearSolver` interface with eleven provided implementations: dense, banded, LAPACK dense, LAPACK band, KLU, SuperLU_MT, SPGMR, SPBCGS, SPTFQMR, SPFGMR, PCG. These replicate previous SUNDIALS generic linear solvers.
- Added example problems demonstrating use of the linear solvers.
- Expanded package-provided direct linear solver (DIs) interfaces and scaled, preconditioned, iterative linear solver (Spils) interfaces to utilize `SUNMatrix` and `SUNLinearSolver` objects.
- Removed package-specific, linear solver-specific, solver modules (e.g., CVDENSE, KINBAND, IDAKLU, ARK-SPGMR) since their functionality is entirely replicated by the generic DIs/Spils interfaces and `SUNLinearSolver` / `SUNMatrix` classes. The exception is CVDIAG, a diagonal approximate Jacobian solver available to CVODE and CVODES.
- Converted all SUNDIALS example problems to utilize new the new matrix and linear solver objects, along with updated DIs and Spils linear solver interfaces.
- Added Spils interface routines to ARKODE, CVODE, CVODES, IDA and IDAS to allow specification of a user-provided JTSetup routine. This change supports users who wish to set up data structures for the user-provided Jacobian-times-vector (JTimes) routine, and where the cost of one JTSetup setup per Newton iteration can be amortized between multiple JTimes calls.

Corresponding updates were made to all the example programs.

New Features

`CUDA` and `RAJA N_Vector` implementations to support GPU systems. These vectors are supplied to provide very basic support for running on GPU architectures. Users are advised that these vectors both move all data to the GPU device upon construction, and speedup will only be realized if the user also conducts the right-hand-side function evaluation on the device. In addition, these vectors assume the problem fits on one GPU. For further information about RAJA, users are referred to the [RAJA web site](#).

Added the type *sunindextype* to support using 32-bit or 64-bit integer types for indexing arrays within all SUNDIALS structures. *sunindextype* is defined to `int32_t` or `int64_t` when portable types are supported, otherwise it is defined as `int` or `long int`. The Fortran interfaces continue to use `long int` for indices, except for the sparse matrix interface that now uses *sunindextype*. Interfaces to PETSc, hypre, SuperLU_MT, and KLU have been updated with 32-bit or 64-bit capabilities depending how the user configures SUNDIALS.

To avoid potential namespace conflicts, the macros defining *boolean* type values `TRUE` and `FALSE` have been changed to *SUNTRUE* and *SUNFALSE* respectively.

Temporary vectors were removed from preconditioner setup and solve routines for all packages. It is assumed that all necessary data for user-provided preconditioner operations will be allocated and stored in user-provided data structures.

The file `include/sundials_fconfig.h` was added. This file contains SUNDIALS type information for use in Fortran programs.

Added support for many xSDK-compliant build system keys. For more information on xSDK compliance the *xSDK policies*. The xSDK is a movement in scientific software to provide a foundation for the rapid and efficient production of high-quality, sustainable extreme-scale scientific applications. For more information visit the *xSDK web site*.

Added functions *SUNDIALSGetVersion()* and *SUNDIALSGetVersionNumber()* to get SUNDIALS release version information at runtime.

Added comments to `arkode_butcher.c` regarding which methods should have coefficients accurate enough for use in quad precision.

Build System

Renamed CMake options to enable/disable examples for greater clarity and added option to enable/disable Fortran 77 examples:

- Changed `EXAMPLES_ENABLE` to `EXAMPLES_ENABLE_C`
- Changed `CXX_ENABLE` to `EXAMPLES_ENABLE_CXX`
- Changed `F90_ENABLE` to `EXAMPLES_ENABLE_F90`
- Added `EXAMPLES_ENABLE_F77` option

Added separate `BLAS_ENABLE` and `BLAS_LIBRARIES` CMake variables.

Fixed minor CMake bugs and included additional error checking during CMake configuration.

Bug Fixes

ARKODE

Fixed `RCONST` usage in `arkode_butcher.c`.

Fixed bug in `arkInitialSetup` to ensure the mass matrix vector product is set up before the “msetup” routine is called.

Fixed ARKODE `printf`-related compiler warnings when building SUNDIALS with extended precision.

CVODE and CVODES

CVodeFree() now calls `lfree` unconditionally (if non-NULL).

IDA and IDAS

Added missing prototype for *IDASetMaxBacksIC()* in `ida.h` and `idas.h`.

KINSOL

Corrected KINSOL Fortran name translation for `FKIN_SPFGMR`.

Renamed `KINLocalFn` and `KINCommFn` to *KINBBDBLocalFn* and *KINBBDBCommFn* respectively in the BBD preconditioner module for consistency with other SUNDIALS solvers.

16.44 Changes to SUNDIALS in release 2.7.0

New Features and Enhancements

Two additional *N_Vector* implementations were added – one for *hypr parallel vectors* and one for *PETSc vectors*. These additions are accompanied by additions to various interface functions and to user documentation.

Added a new *N_Vector* function, *N_VGetVectorID()*, that returns an identifier for the vector.

The sparse matrix structure was enhanced to support both CSR and CSC matrix storage formats.

Various additions were made to the KLU and SuperLU_MT sparse linear solver interfaces, including support for the CSR matrix format when using KLU.

In all packages, the linear solver and preconditioner *free* routines were updated to return an integer.

In all packages, example codes were updated to use *N_VGetArrayPointer_** rather than the *NV_DATA* macro when using the native vectors shipped with SUNDIALS.

Additional example programs were added throughout including new examples utilizing the OpenMP vector.

ARKODE

The ARKODE implicit predictor algorithms were updated: methods 2 and 3 were improved slightly, a new predictor approach was added, and the default choice was modified.

The handling of integer codes for specifying built-in ARKODE Butcher tables was enhanced. While a global numbering system is still used, methods now have *#defined* names to simplify the user interface and to streamline incorporation of new Butcher tables into ARKODE.

The maximum number of Butcher table stages was increased from 8 to 15 to accommodate very high order methods, and an 8th-order adaptive ERK method was added.

Support was added for the explicit and implicit methods in an additive Runge–Kutta method with different stage times to support new SSP-ARK methods.

The FARKODE interface was extended to include a routine to set scalar/array-valued residual tolerances, to support Fortran applications with non-identity mass-matrices.

IDA and IDAS

The optional input function *IDASetMaxBacksIC()* was added to set the maximum number of linesearch backtracks in the initial condition calculation.

Bug Fixes

Various minor fixes to installation-related files.

Fixed some examples with respect to the change to use new macro/function names e.g., *SUNRexp*, etc.

In all packages, a memory leak was fixed in the banded preconditioner and banded-block-diagonal preconditioner interfaces.

Corrected name *N_VCloneEmptyVectorArray* to *N_VCloneVectorArrayEmpty* in all documentation files.

Various corrections were made to the interfaces to the sparse solvers KLU and SuperLU_MT.

For each linear solver, the various solver performance counters are now initialized to 0 in both the solver specification function and in the solver *linit* function. This ensures that these solver counters are initialized upon linear solver instantiation as well as at the beginning of the problem solution.

ARKODE

The missing *ARKSpilsGetNumMtimesEvals* function was added – this had been included in the previous documentation but had not been implemented.

The choice of the method vs embedding the Billington and TRBDF2 explicit Runge–Kutta methods were swapped, since in those the lower-order coefficients result in an A-stable method, while the higher-order coefficients do not. This change results in significantly improved robustness when using those methods.

A bug was fixed for the situation where a user supplies a vector of absolute tolerances, and also uses the vector Resize functionality.

A bug was fixed wherein a user-supplied Butcher table without an embedding is supplied, and the user is running with either fixed time steps (or they do adaptivity manually); previously this had resulted in an error since the embedding order was below 1.

CVODE

Corrections were made to three Fortran interface functions.

In FCVODE, fixed argument order bugs in the FCVKLU and FCVSUPERLUMT linear solver interfaces.

Added missing Fortran interface routines for supplying a sparse Jacobian routine with sparse direct solvers.

CVODES

A bug was fixed in the interpolation functions used in solving backward problems for adjoint sensitivity analysis.

In the interpolation routines for backward problems, added logic to bypass sensitivity interpolation if input sensitivity argument is NULL.

Changed each the return type of *FreeB functions to `int` and added `return(0)` to each.

IDA

Corrections were made to three Fortran interface functions.

Corrected the output from the `idaFoodWeb_bnd.c` example, the wrong component was printed in `PrintOutput`.

IDAS

In the interpolation routines for backward problems, added logic to bypass sensitivity interpolation if input sensitivity argument is NULL.

Changed each the return type of *FreeB functions to `int` and added `return(0)` to each.

Corrections were made to three Fortran interface functions.

Added missing Fortran interface routines for supplying a sparse Jacobian routine with sparse direct solvers.

KINSOL

The Picard iteration return was changed to always return the newest iterate upon success.

A minor bug in the line search was fixed to prevent an infinite loop when the beta condition fails and lambda is below the minimum size.

Corrections were made to three Fortran interface functions.

The functions `FKINCREATE` and `FKININIT` were added to split the `FKINMALLOC` routine into two pieces. `FKINMALLOC` remains for backward compatibility, but documentation for it has been removed.

Added missing Fortran interface routines for supplying a sparse Jacobian routine with sparse direct solvers.

Matlab Interfaces Removed

Removed the Matlab interface from distribution as it has not been updated since 2009.

16.45 Changes to SUNDIALS in release 2.6.2

New Features and Enhancements

Various minor fixes to installation-related files

In KINSOL and ARKODE, updated the Anderson acceleration implementation with QR updating.

In CVODES and IDAS, added `ReInit` and `SetOrdering` wrappers for backward problems.

In IDAS, fixed for-loop bugs in `IDAackpntAllocVectors` that could lead to a memory leak.

Bug Fixes

Updated the BiCGStab linear solver to remove a redundant dot product call.

Fixed potential memory leak in KLU `ReInit` functions in all solvers.

In ARKODE, fixed a bug in the Cash-Karp Butcher table where the method and embedding coefficient were swapped.

In ARKODE, fixed error in `arkDoErrorTest` in recovery after failure.

In CVODES, added CVKLUB prototype and corrected CVSuperLUMTB prototype.

In the CVODES and IDAS header files, corrected documentation of backward integration functions, especially the `which` argument.

In IDAS, added missing backward problem support functions `IDALapackDenseB`, `IDALapackDenseFreeB`, `IDALapackBandB`, and `IDALapackBandFreeB`.

In IDAS, made SuperLUMT call for backward problem consistent with CVODES.

In CVODE, IDA, and ARKODE, fixed Fortran interfaces to enable calls to `GetErrWeights`, `GetEstLocalErrors`, and `GetDky` within a time step.

16.46 Changes to SUNDIALS in release 2.6.1

Fixed loop limit bug in `SlsAddMat` function.

In all six solver interfaces to KLU and SuperLUMT, added `#include` lines, and removed redundant KLU structure allocations.

Minor bug fixes in ARKODE.

16.47 Changes to SUNDIALS in release 2.6.0

Autotools Build Option Removed

With this version of SUNDIALS, support and documentation of the Autotools mode of installation is being dropped, in favor of the CMake mode, which is considered more widely portable.

New Package: ARKODE

Addition of ARKODE package of explicit, implicit, and additive Runge-Kutta methods for ODEs. This package API is close to CVODE so switching between the two should be straightforward. Thanks go to Daniel Reynolds for the addition of this package.

New Features and Enhancements

Added *OpenMP* and *Pthreads N_Vector* implementations for thread-parallel computing environments.

Two major additions were made to the linear system solvers available in all packages. First, in the serial case, an interface to the sparse direct solver KLU was added. Second, an interface to SuperLU_MT, the multi-threaded version of SuperLU, was added as a thread-parallel sparse direct solver option, to be used with the serial version of the N_Vector module. As part of these additions, a sparse matrix (CSC format) structure was added to CVODE.

KINSOL

Two major additions were made to the globalization strategy options (KINSol argument `strategy`). One is fixed-point iteration, and the other is Picard iteration. Both can be accelerated by use of the Anderson acceleration method. See the relevant paragraphs in Chapter [Mathematical Considerations](#).

An interface to the Flexible GMRES iterative linear solver was added.

Bug Fixes

In order to avoid possible name conflicts, the mathematical macro and function names MIN, MAX, SQR, RAbs, RSqrt, RExp, RPowerI, and RPowerR were changed to SUNMIN, SUNMAX, SUNSQR, SUNRabs, SUNRsqr, SUNRexp, SRpowerI, and SUNRpowerR, respectively. These names occur in both the solver and example programs.

In the LAPACK banded linear solver interfaces, the line `smu = MIN(N-1,mu+ml)` was changed to `smu = mu + ml` to correct an illegal input error for `DGBTRF` and `DGBTRS`.

In all Fortran examples, integer declarations were revised so that those which must match a C type `long int` are declared `INTEGER*8`, and a comment was added about the type match. All other integer declarations are just `INTEGER`. Corresponding minor corrections were made to the user guide.

CVODE and CVODES

In `cvRootFind`, a minor bug was corrected, where the input array was ignored, and a line was added to break out of root-search loop if the initial interval size is below the tolerance `ttol`.

Two minor bugs were fixed regarding the testing of input on the first call to `CVode` – one involving `tstop` and one involving the initialization of `*tret`.

The example program `cvAdvDiff_diag_p` was added to illustrate the use of `in_parallel`.

In the FCVODE optional input routines `FCVSETIIN` and `FCVSETRIN`, the optional fourth argument `key_length` was removed, with hardcoded key string lengths passed to all tests.

In order to eliminate or minimize the differences between the sources for private functions in CVODE and CVODES, the names of many private functions were changed from `CV*` to `cv*` and a few other names were also changed.

An option was added in the case of Adjoint Sensitivity Analysis with dense or banded Jacobian. With a call to `CVDlsSetDenseJacFnBS` or `CVDlsSetBandJacFnBS`, the user can specify a user-supplied Jacobian function of type `CVDls***JacFnBS`, for the case where the backward problem depends on the forward sensitivities.

In `CVodeQuadSensInit`, the line `cv_mem->cv_fQS_data = ...` was corrected (missing `Q`).

In the CVODES User Guide, a paragraph was added in Section 6.2.1 on `CVodeAdjReInit`, and a paragraph was added in Section 6.2.9 on `CVodeGetAdjY`. In the example `cvsRoberts_ASAi_dns`, the output was revised to include the use of `CVodeGetAdjY`.

For the Adjoint Sensitivity Analysis case in which the backward problem depends on the forward sensitivities, options have been added to allow for user-supplied `pset`, `psolve`, and `jtimes` functions.

In the example `cvsHessian_ASA_FSA`, an error was corrected in the function `fB2`, `y2` in place of `y3` in the third term of `Ith(yBdot,6)`.

IDA and IDAS

In `IDARootfind`, a minor bug was corrected, where the input array `rootdir` was ignored, and a line was added to break out of root-search loop if the initial interval size is below the tolerance `ttol`.

A minor bug was fixed regarding the testing of the input `tstop` on the first call to `IDASolve()`.

In the FIDA optional input routines FIDASETIIN, FIDASETRIN, and FIDASETVIN, the optional fourth argument `key_length` was removed, with hardcoded key string lengths passed to all `strcmp` tests.

An option was added in the case of Adjoint Sensitivity Analysis with dense or banded Jacobian. With a call to `IDADlsSetDenseJacFnBS` or `IDADlsSetBandJacFnBS`, the user can specify a user-supplied Jacobian function of type `IDADls***JacFnBS`, for the case where the backward problem depends on the forward sensitivities.

KINSOL

In function `KINStop`, two return values were corrected to make the values of `uu` and `fval` consistent.

A bug involving initialization of `mxnewtstep` was fixed. The error affects the case of repeated user calls to `KINSol` with no intervening call to `KINSetMaxNewtonStep`.

A bug in the increments for difference quotient Jacobian approximations was fixed in function `kinDlsBandDQJac`.

In the FKINSOL module, an incorrect return value `ier` in `FKINfunc` was fixed.

In the FKINSOL optional input routines FKINSETIIN, FKINSETRIN, and FKINSETVIN, the optional fourth argument `key_length` was removed, with hardcoded key string lengths passed to all `strcmp` tests.

16.48 Changes to SUNDIALS in release 2.5.0

Integer Type Change

One significant design change was made with this release, the problem size and its relatives, bandwidth parameters, related internal indices, pivot arrays, and the optional output `lsflag` have all been changed from type `int` to type `long int`, except for the problem size and bandwidths in user calls to routines specifying BLAS/LAPACK routines for the dense/band linear solvers. The function `NewIntArray` is replaced by a pair `NewIntArray / NewLintArray`, for `int` and `long int` arrays, respectively.

Bug Fixes

In the installation files, we modified the treatment of the macro `SUNDIALS_USE_GENERIC_MATH`, so that the parameter `GENERIC_MATH_LIB` is either defined (with no value) or not defined.

In all packages, after the solver memory is created, it is set to zero before being filled.

In each linear solver interface function, the linear solver memory is freed on an error return, and the function now includes a line setting to NULL the main memory pointer to the linear solver memory.

Rootfinding

In CVODE(S) and IDA(S), in the functions `Rcheck1` and `Rcheck2`, when an exact zero is found, the array `glo` of g values at the left endpoint is adjusted, instead of shifting the t location `tlo` slightly.

CVODE and CVODES

In `CVSetTqBDF`, the logic was changed to avoid a divide by zero.

In a minor change to the CVODES user interface, the type of the index `which` was changed from `long int` to `int`.

Errors in the logic for the integration of backward problems in CVODES were identified and fixed.

IDA and IDAS

To be consistent with IDAS, IDA uses the function `IDAGetDky` for optional output retrieval.

A memory leak was fixed in two of the `IDASp***Free` functions.

A missing vector pointer setting was added in `IDASensLineSrch`.

In `IDACompleteStep`, conditionals around lines loading a new column of three auxiliary divided difference arrays, for a possible order increase, were fixed.

KINSOL

Three major logic bugs were fixed - involving updating the solution vector, updating the linesearch parameter, and a missing error return.

Three minor errors were fixed - involving setting `etachoice` in the Matlab/KINSOL interface, a missing error case in `KINPrintInfo`, and avoiding an exponential overflow in the evaluation of `omega`.

16.49 Changes to SUNDIALS in release 2.4.0

Added a CMake-based build option in addition to the one based on autotools.

The user interface has been further refined. Some of the API changes involve:

- (a) a reorganization of all linear solver modules into two families (besides the existing family of scaled preconditioned iterative linear solvers, the direct solvers, including new LAPACK-based ones, were also organized into a *direct* family);
- (b) maintaining a single pointer to user data, optionally specified through a Set-type function; and
- (c) a general streamlining of the preconditioner modules distributed with the solvers.

Added interfaces to LAPACK linear solvers for dense and banded matrices to all packages.

An option was added to specify which direction of zero-crossing is to be monitored while performing rootfinding in `CVODE(S)` and `IDA(S)`.

CVODES includes several new features related to sensitivity analysis, among which are:

- (a) support for integration of quadrature equations depending on both the states and forward sensitivity (and thus support for forward sensitivity analysis of quadrature equations),
- (b) support for simultaneous integration of multiple backward problems based on the same underlying ODE (e.g., for use in an *forward-over-adjoint* method for computing second order derivative information),
- (c) support for backward integration of ODEs and quadratures depending on both forward states and sensitivities (e.g., for use in computing second-order derivative information), and
- (d) support for reinitialization of the adjoint module.

Moreover, the prototypes of all functions related to integration of backward problems were modified to support the simultaneous integration of multiple problems.

All backward problems defined by the user are internally managed through a linked list and identified in the user interface through a unique identifier.

16.50 Changes to SUNDIALS in release 2.3.0

New Features and Enhancements

The main changes in this release involve a rearrangement of the entire SUNDIALS source tree. At the user interface level, the main impact is in the mechanism of including SUNDIALS header files which must now include the relative path e.g., `#include <cvcde/cvcde.h>` as all exported header files are now installed in separate subdirectories of the installation *include* directory.

The functions in the generic dense linear solver (`sundials_dense` and `sundials_smalldense`) were modified to work for rectangular $m \times n$ matrices ($m \leq n$), while the factorization and solution functions were renamed to `DenseGETRF` / `denGETRF` and `DenseGETRS` / `denGETRS`, respectively. The factorization and solution functions in the generic band linear solver were renamed `BandGBTRF` and `BandGBTRS`, respectively.

In IDA, the user interface to the consistent initial conditions calculations was modified. The `IDACalcIC()` arguments `t0`, `yy0`, and `yp0` were removed and a new function, `IDAGetConsistentIC()` is provided.

Bug Fixes

In the CVODES adjoint solver module, the following two bugs were fixed:

- In `CVodeF` the solver was sometimes incorrectly taking an additional step before returning control to the user (in `CV_NORMAL` mode) thus leading to a failure in the interpolated output function.
- In `CVodeB`, while searching for the current check point, the solver was sometimes reaching outside the integration interval resulting in a segmentation fault.

In IDA, a bug was fixed in the internal difference-quotient dense and banded Jacobian approximations, related to the estimation of the perturbation (which could have led to a failure of the linear solver when zero components with sufficiently small absolute tolerances were present).

16.51 Changes to SUNDIALS in release 2.2.0

New Header Files Names

To reduce the possibility of conflicts, the names of all header files have been changed by adding unique prefixes (e.g., `cvode_` and `sundials_`). When using the default installation procedure, the header files are exported under various subdirectories of the target `include` directory. For more details see Appendix §11.

Build System Changes

Updated configure script and Makefiles for Fortran examples to avoid C++ compiler errors (now use `CC` and `MPICC` to link only if necessary).

The shared object files are now linked into each SUNDIALS library rather than into a separate `libsundials_shared` library.

New Features and Enhancements

Deallocation functions now take the address of the respective memory block pointer as the input argument.

Interfaces to the Scaled Preconditioned Bi-CGstab (SPBCG) and Scaled Preconditioned Transpose-Free Quasi-Minimal Residual (SPTFQMR) linear solver modules have been added to all packages. At the same time, function type names for Scaled Preconditioned Iterative Linear Solvers were added for the user-supplied Jacobian-times-vector and preconditioner setup and solve functions. Additionally, in KINSOL interfaces have been added to the SUNDIALS DENSE, and BAND linear solvers and include support for nonlinear residual monitoring which can be used to control Jacobian updating.

A new interpolation method was added to the CVODES adjoint module. The function `CVadjMalloc` has an additional argument which can be used to select the desired interpolation scheme.

FIDA, a Fortran-C interface module, was added.

The rootfinding feature was added to IDA, whereby the roots of a set of given functions may be computed during the integration of the DAE system.

In IDA a user-callable routine was added to access the estimated local error vector.

In the KINSOL Fortran interface module, FKINSOL, optional inputs are now set using `FKINSETIIN` (integer inputs), `FKINSETRIN` (real inputs), and `FKINSETVIN` (vector inputs). Optional outputs are still obtained from the `IOUT` and `ROUT` arrays which are owned by the user and passed as arguments to `FKINMALLOC`.

16.52 Changes to SUNDIALS in release 2.1.1

The function `N_VCloneEmpty` was added to the global vector operations table.

A minor bug was fixed in the interpolation functions of the adjoint CVODES module.

16.53 Changes to SUNDIALS in release 2.1.0

The user interface has been further refined. Several functions used for setting optional inputs were combined into a single one.

In CVODE(S) and IDA, an optional user-supplied routine for setting the error weight vector was added.

Additionally, to resolve potential variable scope issues, all SUNDIALS solvers release user data right after its use.

The build systems has been further improved to make it more robust.

16.54 Changes to SUNDIALS in release 2.0.2

Fixed autoconf-related bug to allow configuration with the PGI Fortran compiler.

Modified the build system to use customized detection of the Fortran name mangling scheme (autoconf's `AC_F77_WRAPPERS` routine is problematic on some platforms).

A bug was fixed in the `CVode` function that was potentially leading to erroneous behavior of the rootfinding procedure on the integration first step.

A new chapter in the User Guide was added - with constants that appear in the user interface.

16.55 Changes to SUNDIALS in release 2.0.1

Build System

Changed the order of compiler directives in header files to avoid compilation errors when using a C++ compiler.

Changed the method of generating `sundials_config.h` to avoid potential warnings of redefinition of preprocessor symbols.

New Features

In CVODES the option of activating and deactivating forward sensitivity calculations on successive runs without memory allocation and deallocation.

Bug Fixes

In CVODES bug fixes related to forward sensitivity computations (possible loss of accuracy on a BDF order increase and incorrect logic in testing user-supplied absolute tolerances) were made.

16.56 Changes to SUNDIALS in release 2.0.0

Installation of all of SUNDIALS packages has been completely redesigned and is now based on configure scripts.

The major changes from the previous version involve a redesign of the user interface across the entire SUNDIALS suite. We have eliminated the mechanism of providing optional inputs and extracting optional statistics from the solver

through the `iopt` and `ropt` arrays. Instead, packages now provide `Set` functions to change the default values for various quantities controlling the solver and `Get` functions to extract statistics after return from the main solver routine.

Additionally, the interfaces to several user-supplied routines (such as those providing Jacobians and preconditioner information) were simplified by reducing the number of arguments. The same information that was previously accessible through such arguments can now be obtained through `Get`-type functions.

In CVODE and CVODES a rootfinding feature was added, whereby the roots of a set of given functions may be computed during the integration of the ODE system.

Changes to the `NVector`:

- Removed `machEnv`, redefined table of vector operations (now contained in the `N_Vector` structure itself).
- All SUNDIALS functions create new `N_Vector` variables through cloning, using an `N_Vector` passed by the user as a template.
- A particular vector implementation is supposed to provide user-callable constructor and destructor functions.
- Removed the following functions from the structure of vector operations: `N_VNew`, `N_VNew_S`, `N_VFree`, `N_VFree_S`, `N_VMake`, `N_VDispose`, `N_VGetData`, `N_VSetData`, `N_VConstrProdPos`, and `N_VOneMask`.
- Added the following functions to the structure of vector operations: `N_VClone`, `N_VDestroy`, `N_VSpace`, `N_VGetArrayPointer`, `N_VSetArrayPointer`, and `N_VWrmsNormMask`.
- Note that `nvec_ser` and `nvec_par` are now separate modules outside the shared SUNDIALS module.

Changes to the linear solvers:

- In SPGMR, added a dummy `N_Vector` argument to be used as a template for cloning.
- In SPGMR, removed `N` (problem dimension) from the argument list of `SpgmrMalloc`.
- Replaced `iterativ.{c,h}` with `iterative.{c,h}`.
- Modified constant names in `iterative.h` (preconditioner types are prefixed with `PREC_`).
- Changed numerical values for `MODIFIED_GS` (from 0 to 1) and `CLASSICAL_GS` (from 1 to 2).

Changes to `sundialsmath` submodule:

- Replaced the internal routine for estimating unit roundoff with definition of unit roundoff from `float.h`.
- Modified functions to call the appropriate math routines given the precision level specified by the user.

Changes to `sundialstypes` submodule:

- Removed `integertype`.
- Added definitions for `BIG_REAL`, `SMALL_REAL`, and `UNIT_ROUNDOFF` using values from `float.h` based on the precision.
- Changed definition of macro `RCONST` to depend on the precision level specified by the user.

Bibliography

- [1] Xbraid: parallel multigrid in time. <http://llnl.gov/casc/xbraid>.
- [2] AMD ROCm Documentation. <https://rocm.docs.amd.com/en/latest/index.html>.
- [3] Intel oneAPI Programming Guide. <https://software.intel.com/content/www/us/en/develop/documentation/oneapi-programming-guide/top.html>.
- [4] KLU Sparse Matrix Factorization Library. <http://faculty.cse.tamu.edu/davis/suitesparse.html>.
- [5] NVIDIA CUDA Programming Guide. <https://docs.nvidia.com/cuda/index.html>.
- [6] NVIDIA cuSOLVER Programming Guide. <https://docs.nvidia.com/cuda/cusolver/index.html>.
- [7] NVIDIA cuSPARSE Programming Guide. <https://docs.nvidia.com/cuda/cusparse/index.html>.
- [8] SuperLU_DIST Parallel Sparse Matrix Factorization Library. https://portal.nersc.gov/project/sparse/superlu/#superlu_dist.
- [9] SuperLU_MT Threaded Sparse Matrix Factorization Library. https://portal.nersc.gov/project/sparse/superlu/#superlu_mt.
- [10] D. G. Anderson. Iterative procedures for nonlinear integral equations. *J. Assoc. Comput. Machinery*, 12:547–560, 1965. doi:10.1145/321296.321305.
- [11] Hartwig Anzt, Terry Cojean, Goran Flegar, Fritz Göbel, Thomas Grützmacher, Pratik Nayak, Tobias Ribizel, Yuhsiang Mike Tsai, and Enrique S. Quintana-Ortí. Ginkgo: A Modern Linear Operator Algebra Framework for High Performance Computing. *ACM Transactions on Mathematical Software*, 48(1):2:1–2:33, February 2022. URL: 10.1145/3480935 (visited on 2022-02-17), doi:10.1145/3480935.
- [12] Cody J Balos, David J Gardner, Carol S Woodward, and Daniel R Reynolds. Enabling GPU accelerated computing in the SUNDIALS time integration library. *Parallel Computing*, 108:102836, 2021. doi:10.1016/j.parco.2021.102836.
- [13] David Boehme, Todd Gamblin, David Beckingsale, Peer-Timo Bremer, Alfredo Gimenez, Matthew LeGendre, Olga Pearce, and Martin Schulz. Caliper: performance introspection for hpc software stacks. In *SC'16: Proceedings of the International Conference for High Performance Computing, Networking, Storage and Analysis*, 550–560. IEEE, 2016. doi:10.1109/SC.2016.46.
- [14] P. N. Brown. A local convergence theory for combined inexact-Newton/finite difference projection methods. *SIAM J. Numer. Anal.*, 24(2):407–434, 1987. doi:10.1137/0724031.
- [15] P. N. Brown, G. D. Byrne, and A. C. Hindmarsh. VODE, a Variable-Coefficient ODE Solver. *SIAM J. Sci. Stat. Comput.*, 10:1038–1051, 1989. doi:10.1137/0910062.
- [16] P. N. Brown and A. C. Hindmarsh. Reduced storage matrix methods in stiff ODE systems. *J. Appl. Math. & Comp.*, 31:49–91, 1989. doi:10.1016/0096-3003(89)90110-0.
- [17] P. N. Brown and Y. Saad. Hybrid Krylov Methods for Nonlinear Systems of Equations. *SIAM J. Sci. Stat. Comput.*, 11:450–481, 1990. doi:10.1137/0911026.

- [18] G. D. Byrne. Pragmatic Experiments with Krylov Methods in the Stiff ODE Setting. In J.R. Cash and I. Gladwell, editors, *Computational Ordinary Differential Equations*, 323–356. Oxford, 1992. Oxford University Press.
- [19] G. D. Byrne and A. C. Hindmarsh. A Polyalgorithm for the Numerical Solution of Ordinary Differential Equations. *ACM Trans. Math. Softw.*, 1:71–96, 1975. doi:10.1145/355626.355636.
- [20] G. D. Byrne and A. C. Hindmarsh. PVODE, an ODE Solver for Parallel Computers. *Intl. J. High Perf. Comput. Apps.*, 13(4):254–365, 1999. doi:10.1177/109434209901300405.
- [21] Y. Cao, S. Li, L. R. Petzold, and R. Serban. Adjoint Sensitivity Analysis for Differential-Algebraic Equations: The Adjoint DAE System and its Numerical Solution. *SIAM J. Sci. Comput.*, 24(3):1076–1089, 2003. doi:10.1137/S1064827501380630.
- [22] M. Caracotsios and W. E. Stewart. Sensitivity analysis of initial value problems with mixed odes and algebraic equations. *Computers and Chemical Engineering*, 9(4):359–365, 1985. doi:10.1016/0098-1354(85)85014-6.
- [23] S. D. Cohen and A. C. Hindmarsh. CVODE, A Stiff/Nonstiff ODE Solver in C. *Computers in Physics*, 10(2):138–143, 1996. doi:10.1063/1.4822377.
- [24] T. A. Davis and P. N. Ekanathan. Algorithm 907: KLU, a direct sparse solver for circuit simulation problems. *ACM Trans. Math. Softw.*, 37(3):1–17, 2010. doi:10.1145/1824801.1824814.
- [25] R. S. Dembo, S. C. Eisenstat, and T. Steihaug. Inexact Newton Methods. *SIAM J. Numer. Anal.*, 19(2):400–408, 1982. doi:10.1137/0719025.
- [26] J. W. Demmel, J. R. Gilbert, and X. S. Li. An Asynchronous Parallel Supernodal Algorithm for Sparse Gaussian Elimination. *SIAM J. Matrix Analysis and Applications*, 20(4):915–952, 1999. doi:10.1137/S0895479897317685.
- [27] J. E. Dennis and R. B. Schnabel. *Numerical Methods for Unconstrained Optimization and Nonlinear Equations*. SIAM, Philadelphia, 1996. doi:10.1137/1.9781611971200.
- [28] M.R. Dorr, J.-L. Fattebert, M.E. Wickett, J.F. Belak, and P.E.A. Turchi. A numerical algorithm for the solution of a phase-field model of polycrystalline materials. *Journal of Computational Physics*, 229(3):626–641, 2010. doi:10.1016/j.jcp.2009.09.041.
- [29] H. Carter Edwards, Christian R. Trott, and Daniel Sunderland. Kokkos: enabling manycore performance portability through polymorphic memory access patterns. *Journal of Parallel and Distributed Computing*, 74(12):3202–3216, 2014. doi:10.1016/j.jpdc.2014.07.003.
- [30] Edda Eich. Convergence results for a coordinate projection method applied to mechanical systems with algebraic constraints. *SIAM Journal on Numerical Analysis*, 30(5):1467–1482, 1993. doi:10.1137/0730076.
- [31] H. Fang and Y. Saad. Two classes of secant methods for nonlinear acceleration. *Numer. Linear Algebra Appl.*, 16(3):197–221, 2009. doi:10.1002/nla.617.
- [32] W. F. Feehery, J. E. Tolsma, and P. I. Barton. Efficient Sensitivity Analysis of Large-Scale Differential-Algebraic Systems. *Applied Numer. Math.*, 25(1):41–54, 1997. doi:10.1016/S0168-9274(97)00050-0.
- [33] R. W. Freund. A Transpose-Free Quasi-Minimal Residual Algorithm for Non-Hermitian Linear Systems. *SIAM J. Sci. Comp.*, 14(2):470–482, 1993. doi:10.1137/0914029.
- [34] F. X. Giraldo, J. F. Kelly, and E. M. Constantinescu. Implicit-explicit formulations of a three-dimensional nonhydrostatic unified model of the atmosphere (numa). *SIAM Journal on Scientific Computing*, 35(5):B1162–B1194, 2013. doi:10.1137/120876034.
- [35] Laura Grigori, James W. Demmel, and Xiaoye S. Li. Parallel symbolic factorization for sparse LU with static pivoting. *SIAM J. Scientific Computing*, 29(3):1289–1314, 2007. doi:10.1137/050638102.
- [36] M. R. Hestenes and E. Stiefel. Methods of Conjugate Gradients for Solving Linear Systems. *J. Research of the National Bureau of Standards*, 49(6):409–436, 1952. doi:10.6028/jres.049.044.
- [37] K. L. Hiebert and L. F. Shampine. Implicitly Defined Output Points for Solutions of ODEs. Technical Report SAND80-0180, Sandia National Laboratories, February 1980.

- [38] A. C. Hindmarsh. Detecting Stability Barriers in BDF Solvers. In J.R. Cash and I. Gladwell, editor, *Computational Ordinary Differential Equations*, 87–96. Oxford, 1992. Oxford University Press.
- [39] A. C. Hindmarsh. Avoiding BDF stability barriers in the MOL solution of advection-dominated problems. *Appl. Num. Math.*, 17(3):311–318, 1995. doi:[10.1016/0168-9274\(95\)00036-T](https://doi.org/10.1016/0168-9274(95)00036-T).
- [40] A. C. Hindmarsh. The PVODE and IDA Algorithms. Technical Report UCRL-ID-141558, LLNL, Dec 2000.
- [41] A. C. Hindmarsh, P. N. Brown, K. E. Grant, S. L. Lee, R. Serban, D. E. Shumaker, and C. S. Woodward. SUN-DIALS: Suite of nonlinear and differential/algebraic equation solvers. *ACM Trans. Math. Softw.*, pages 363–396, 2005. doi:[10.1145/1089014.1089020](https://doi.org/10.1145/1089014.1089020).
- [42] A. C. Hindmarsh and A. G. Taylor. PVODE and KINSOL: Parallel Software for Differential and Nonlinear Systems. Technical Report UCRL-ID-129739, LLNL, February 1998.
- [43] Alan C. Hindmarsh and Radu Serban. Example Programs for CVODE v7.7.0. Technical Report, LLNL, 2026. UCRL-SM-208110.
- [44] K. R. Jackson and R. Sacks-Davis. An Alternative Implementation of Variable Step-Size Multistep Formulas for Stiff ODEs. *ACM Trans. Math. Softw.*, 6(3):295–318, 1980. doi:[10.1145/355900.355903](https://doi.org/10.1145/355900.355903).
- [45] Seth R. Johnson, Andrey Prokopenko, and Katherine J. Evans. Automated fortran-c++ bindings for large-scale scientific applications. *Computing in Science & Engineering*, 22(5):84–94, 2020. doi:[10.1109/MCSE.2019.2924204](https://doi.org/10.1109/MCSE.2019.2924204).
- [46] C. T. Kelley. *Iterative Methods for Solving Linear and Nonlinear Equations*. SIAM, Philadelphia, 1995. doi:[10.1137/1.9781611970944](https://doi.org/10.1137/1.9781611970944).
- [47] C.A. Kennedy and M.H. Carpenter. Diagonally implicit Runge–Kutta methods for ordinary differential equations. a review. Technical Report TM-2016-219173, NASA, 2016.
- [48] C.A. Kennedy and M.H. Carpenter. Diagonally implicit Runge–Kutta methods for stiff ODEs. *Applied Numerical Mathematics*, 146():221–244, 2019. doi:[10.1016/j.apnum.2019.07.008](https://doi.org/10.1016/j.apnum.2019.07.008).
- [49] C.A. Kennedy and M.H. Carpenter. Higher-order additive runge-kutta schemes for ordinary differential equations. *Applied Numerical Mathematics*, 136:183–205, 2019. doi:[10.1016/j.apnum.2018.10.007](https://doi.org/10.1016/j.apnum.2018.10.007).
- [50] S. Li, L. R. Petzold, and W. Zhu. Sensitivity Analysis of Differential-Algebraic Equations: A Comparison of Methods on a Special Problem. *Applied Num. Math.*, 32(2):161–174, 2000. doi:[10.1016/S0168-9274\(99\)00020-3](https://doi.org/10.1016/S0168-9274(99)00020-3).
- [51] X. S. Li. An overview of SuperLU: algorithms, implementation, and user interface. *ACM Trans. Math. Softw.*, 31(3):302–325, September 2005. doi:[10.1145/1089014.1089017](https://doi.org/10.1145/1089014.1089017).
- [52] X.S. Li, J.W. Demmel, J.R. Gilbert, L. Grigori, M. Shao, and I. Yamazaki. SuperLU Users' Guide. Technical Report LBNL-44289, Lawrence Berkeley National Laboratory, September 1999. <http://crd.lbl.gov/~protect/unhbox/voidb@x\penalty\M\xiaoye/SuperLU/>. Last update: August 2011.
- [53] Xiaoye S. Li and James W. Demmel. SuperLU_DIST: A scalable distributed-memory sparse direct solver for unsymmetric linear systems. *ACM Trans. Mathematical Software*, 29(2):110–140, June 2003. doi:[10.1145/779359.779361](https://doi.org/10.1145/779359.779361).
- [54] P. A. Lott, H. F. Walker, C. S. Woodward, and U. M. Yang. An accelerated Picard method for nonlinear systems related to variably saturated flow. *Adv. Wat. Resour.*, 38:92–101, 2012. doi:[10.1016/j.advwatres.2011.12.013](https://doi.org/10.1016/j.advwatres.2011.12.013).
- [55] T. Maly and L. R. Petzold. Numerical Methods and Software for Sensitivity Analysis of Differential-Algebraic Systems. *Applied Numerical Mathematics*, 20(1-2):57–79, 1996. doi:[10.1016/0168-9274\(95\)00117-4](https://doi.org/10.1016/0168-9274(95)00117-4).
- [56] D.B. Ozyurt and P.I. Barton. Cheap second order directional derivatives of stiff ODE embedded functionals. *SIAM J. of Sci. Comp.*, 26(5):1725–1743, 2005. doi:[10.1137/030601582](https://doi.org/10.1137/030601582).
- [57] K. Radhakrishnan and A. C. Hindmarsh. Description and Use of LSODE, the Livermore Solver for Ordinary Differential Equations. Technical Report UCRL-ID-113855, LLNL, march 1994.

- [58] Y. Saad. A flexible inner-outer preconditioned GMRES algorithm. *SIAM J. Sci. Comput.*, 14(2):461–469, 1993. doi:[10.1137/0914028](https://doi.org/10.1137/0914028).
- [59] Y. Saad and M. H. Schultz. GMRES: A Generalized Minimal Residual Algorithm for Solving Nonsymmetric Linear Systems. *SIAM J. Sci. Stat. Comp.*, 7(3):856–869, 1986. doi:[10.1137/0907058](https://doi.org/10.1137/0907058).
- [60] A. Sandu. A class of multirate infinitesimal gark methods. *SIAM Journal of Numerical Analysis*, 57(5):2300–2327, 2019. doi:[10.1137/18M1205492](https://doi.org/10.1137/18M1205492).
- [61] R. Serban and A. C. Hindmarsh. CVODES: The sensitivity-enabled ODE solver in SUNDIALS. In *Proceedings of the 5th International Conference on Multibody Systems, Nonlinear Dynamics and Control*. Long Beach, CA, 2005. ASME. doi:[10.1115/DETC2005-85597](https://doi.org/10.1115/DETC2005-85597).
- [62] Radu Serban and Alan C. Hindmarsh. Example Programs for CVODES v7.7.0. Technical Report UCRL-SM-208115, LLNL, 2026.
- [63] LF Shampine. Conservation laws and the numerical solution of ODEs, II. *Computers & Mathematics with Applications*, 38(2):61–72, 1999. doi:[10.1016/S0898-1221\(99\)00183-2](https://doi.org/10.1016/S0898-1221(99)00183-2).
- [64] Stanimire Tomov, Jack Dongarra, and Marc Baboulin. Towards dense linear algebra for hybrid GPU accelerated manycore systems. *Parallel Computing*, 36(5-6):232–240, June 2010. doi:[10.1016/j.parco.2009.12.005](https://doi.org/10.1016/j.parco.2009.12.005).
- [65] Christian Trott, Luc Berger-Vergiat, David Poliakoff, Sivasankaran Rajamanickam, Damien Lebrun-Grandie, Jonathan Madsen, Nader Al Awar, Milos Gligoric, Galen Shipman, and Geoff Womeldorff. The kokkos ecosystem: comprehensive performance portability for high performance computing. *Computing in Science Engineering*, 23(5):10–18, 2021. doi:[10.1109/MCSE.2021.3098509](https://doi.org/10.1109/MCSE.2021.3098509).
- [66] Christian R. Trott, Damien Lebrun-Grandié, Daniel Arndt, Jan Ciesko, Vinh Dang, Nathan Ellingwood, Rahulku-mar Gayatri, Evan Harvey, Daisy S. Hollman, Dan Ibanez, Nevin Liber, Jonathan Madsen, Jeff Miles, David Poliakoff, Amy Powell, Sivasankaran Rajamanickam, Mikael Simberg, Dan Sunderland, Bruno Turcksin, and Jeremiah Wilke. Kokkos 3: programming model extensions for the exascale era. *IEEE Transactions on Parallel and Distributed Systems*, 33(4):805–817, 2022. doi:[10.1109/TPDS.2021.3097283](https://doi.org/10.1109/TPDS.2021.3097283).
- [67] H. A. Van Der Vorst. Bi-CGSTAB: A Fast and Smoothly Converging Variant of Bi-CG for the Solution of Non-symmetric Linear Systems. *SIAM J. Sci. Stat. Comp.*, 13(2):631–644, 1992. doi:[10.1137/0913035](https://doi.org/10.1137/0913035).
- [68] H. F. Walker and P. Ni. Anderson Acceleration for Fixed-Point Iterations. *SIAM Jour. Num. Anal.*, 49(4):1715–1735, 2011. doi:[10.1137/10078356X](https://doi.org/10.1137/10078356X).

Python Module Index

S

`sundials4py.core`, [512](#)
`sundials4py.cvodes`, [542](#)

Index

Symbols

- `_N_VectorContent_ManyVector` (class in `sundials4py.core`), 516
- `_N_VectorContent_Serial` (class in `sundials4py.core`), 516
- `_SUNAdaptControllerContent_ImExGus` (class in `sundials4py.core`), 516
- `_SUNAdaptControllerContent_Soderlind` (class in `sundials4py.core`), 516
- `_SUNLinearSolverContent_Band` (class in `sundials4py.core`), 516
- `_SUNLinearSolverContent_Dense` (class in `sundials4py.core`), 516
- `_SUNLinearSolverContent_PCG` (class in `sundials4py.core`), 516
- `_SUNLinearSolverContent_SPBCGS` (class in `sundials4py.core`), 516
- `_SUNLinearSolverContent_SPGMR` (class in `sundials4py.core`), 516
- `_SUNLinearSolverContent_SPTFQMR` (class in `sundials4py.core`), 516
- `_SUNMatrixContent_Band` (class in `sundials4py.core`), 516
- `_SUNMatrixContent_Dense` (class in `sundials4py.core`), 517
- `_SUNMatrixContent_Sparse` (class in `sundials4py.core`), 517
- `_SUNNonlinearSolverContent_FixedPoint` (class in `sundials4py.core`), 517
- `_SUNNonlinearSolverContent_Newton` (class in `sundials4py.core`), 517
- `_generic_N_Vector` (C struct), 205
- `_generic_N_Vector` (class in `sundials4py.core`), 517
- `_generic_N_Vector.content` (C member), 205
- `_generic_N_Vector.ops` (C member), 205
- `_generic_N_Vector.sunctx` (C member), 205
- `_generic_N_Vector_Ops` (C struct), 205
- `_generic_N_Vector_Ops` (class in `sundials4py.core`), 517
- `_generic_N_Vector_Ops.nvabs` (C member), 206
- `_generic_N_Vector_Ops.nvaddconst` (C member), 206
- `_generic_N_Vector_Ops.nvbufpack` (C member), 208
- `_generic_N_Vector_Ops.nvbufsize` (C member), 208
- `_generic_N_Vector_Ops.nvbufunpack` (C member), 208
- `_generic_N_Vector_Ops.nvclone` (C member), 206
- `_generic_N_Vector_Ops.nvcloneempty` (C member), 206
- `_generic_N_Vector_Ops.nvcompare` (C member), 207
- `_generic_N_Vector_Ops.nvconst` (C member), 206
- `_generic_N_Vector_Ops.nvconstrmask` (C member), 207
- `_generic_N_Vector_Ops.nvconstrmasklocal` (C member), 208
- `_generic_N_Vector_Ops.nvconstvectorarray` (C member), 207
- `_generic_N_Vector_Ops.nvdestroy` (C member), 206
- `_generic_N_Vector_Ops.nvdiv` (C member), 206
- `_generic_N_Vector_Ops.nvdotprod` (C member), 207
- `_generic_N_Vector_Ops.nvdotprodlocal` (C member), 208
- `_generic_N_Vector_Ops.nvdotprodmulti` (C member), 207
- `_generic_N_Vector_Ops.nvdotprodmultiallreduce` (C member), 208
- `_generic_N_Vector_Ops.nvdotprodmultilocal` (C member), 208
- `_generic_N_Vector_Ops.nvgetarraypointer` (C member), 206
- `_generic_N_Vector_Ops.nvgetcommunicator` (C member), 206
- `_generic_N_Vector_Ops.nvgetdevicearraypointer` (C member), 206
- `_generic_N_Vector_Ops.nvgetlength` (C member), 206
- `_generic_N_Vector_Ops.nvgetlocallength` (C member), 206
- `_generic_N_Vector_Ops.nvgetvectorid` (C member), 206
- `_generic_N_Vector_Ops.nvinv` (C member), 206

`_generic_N_Vector_Ops.nvinvtest` (*C member*), [207](#)
`_generic_N_Vector_Ops.nvinvtestlocal` (*C member*), [208](#)
`_generic_N_Vector_Ops.nvlnorm` (*C member*), [207](#)
`_generic_N_Vector_Ops.nvlnormlocal` (*C member*), [208](#)
`_generic_N_Vector_Ops.nvlinearcombination` (*C member*), [207](#)
`_generic_N_Vector_Ops.nvlinearcombinationvectorarray` (*C member*), [208](#)
`_generic_N_Vector_Ops.nvlinearsum` (*C member*), [206](#)
`_generic_N_Vector_Ops.nvlinearsumvectorarray` (*C member*), [207](#)
`_generic_N_Vector_Ops.nvmaxnorm` (*C member*), [207](#)
`_generic_N_Vector_Ops.nvmaxnormlocal` (*C member*), [208](#)
`_generic_N_Vector_Ops.nvmin` (*C member*), [207](#)
`_generic_N_Vector_Ops.nvminlocal` (*C member*), [208](#)
`_generic_N_Vector_Ops.nvminquotient` (*C member*), [207](#)
`_generic_N_Vector_Ops.nvminquotientlocal` (*C member*), [208](#)
`_generic_N_Vector_Ops.nvprint` (*C member*), [208](#)
`_generic_N_Vector_Ops.nvprintfile` (*C member*), [208](#)
`_generic_N_Vector_Ops.nvprod` (*C member*), [206](#)
`_generic_N_Vector_Ops.nvscale` (*C member*), [206](#)
`_generic_N_Vector_Ops.nvscaleaddmulti` (*C member*), [207](#)
`_generic_N_Vector_Ops.nvscaleaddmultivectorarray` (*C member*), [208](#)
`_generic_N_Vector_Ops.nvscalevectorarray` (*C member*), [207](#)
`_generic_N_Vector_Ops.nvsetarraypointer` (*C member*), [206](#)
`_generic_N_Vector_Ops.nvspace` (*C member*), [206](#)
`_generic_N_Vector_Ops.nvw12norm` (*C member*), [207](#)
`_generic_N_Vector_Ops.nwrmnorm` (*C member*), [207](#)
`_generic_N_Vector_Ops.nwrmnormmask` (*C member*), [207](#)
`_generic_N_Vector_Ops.nwrmnormmaskvectorarray` (*C member*), [207](#)
`_generic_N_Vector_Ops.nwrmnormvectorarray` (*C member*), [207](#)
`_generic_N_Vector_Ops.nwsqrsumlocal` (*C member*), [208](#)
`_generic_N_Vector_Ops.nwsqrsummasklocal` (*C member*), [208](#)
`_generic_SUNAdaptController` (*class in sundials4py.core*), [517](#)
`_generic_SUNAdaptController_Ops` (*class in sundials4py.core*), [517](#)
`_generic_SUNLinearSolver` (*C struct*), [335](#)
`_generic_SUNLinearSolver` (*class in sundials4py.core*), [517](#)
`_generic_SUNLinearSolver.content` (*C member*), [335](#)
`_generic_SUNLinearSolver.ops` (*C member*), [336](#)
`_generic_SUNLinearSolver.sunctx` (*C member*), [336](#)
`_generic_SUNLinearSolver_Ops` (*C struct*), [336](#)
`_generic_SUNLinearSolver_Ops` (*class in sundials4py.core*), [517](#)
`_generic_SUNLinearSolver_Ops.free` (*C member*), [337](#)
`_generic_SUNLinearSolver_Ops.getid` (*C member*), [336](#)
`_generic_SUNLinearSolver_Ops.gettype` (*C member*), [336](#)
`_generic_SUNLinearSolver_Ops.initialize` (*C member*), [336](#)
`_generic_SUNLinearSolver_Ops.lastflag` (*C member*), [336](#)
`_generic_SUNLinearSolver_Ops.numiters` (*C member*), [336](#)
`_generic_SUNLinearSolver_Ops.resid` (*C member*), [336](#)
`_generic_SUNLinearSolver_Ops.resnorm` (*C member*), [336](#)
`_generic_SUNLinearSolver_Ops.setatimes` (*C member*), [336](#)
`_generic_SUNLinearSolver_Ops.setoptions` (*C member*), [336](#)
`_generic_SUNLinearSolver_Ops.setpreconditioner` (*C member*), [336](#)
`_generic_SUNLinearSolver_Ops.setscalingvectors` (*C member*), [336](#)
`_generic_SUNLinearSolver_Ops.setup` (*C member*), [336](#)
`_generic_SUNLinearSolver_Ops.setzeroguess` (*C member*), [336](#)
`_generic_SUNLinearSolver_Ops.solve` (*C member*), [336](#)
`_generic_SUNLinearSolver_Ops.space` (*C member*), [336](#)
`_generic_SUNMatrix` (*C struct*), [283](#)

_generic_SUNMatrix (class in sundials4py.core), 517
 _generic_SUNMatrix.content (C member), 283
 _generic_SUNMatrix.ops (C member), 283
 _generic_SUNMatrix.sunctx (C member), 283
 _generic_SUNMatrix_Ops (C struct), 283
 _generic_SUNMatrix_Ops (class in sundials4py.core), 517
 _generic_SUNMatrix_Ops.clone (C member), 284
 _generic_SUNMatrix_Ops.copy (C member), 284
 _generic_SUNMatrix_Ops.destroy (C member), 284
 _generic_SUNMatrix_Ops.getid (C member), 284
 _generic_SUNMatrix_Ops.mathermitiantransposevec (C member), 284
 _generic_SUNMatrix_Ops.matvec (C member), 284
 _generic_SUNMatrix_Ops.matvecsetup (C member), 284
 _generic_SUNMatrix_Ops.scaleadd (C member), 284
 _generic_SUNMatrix_Ops.scaleaddi (C member), 284
 _generic_SUNMatrix_Ops.space (C member), 284
 _generic_SUNMatrix_Ops.zero (C member), 284
 _generic_SUNNonlinearSolver (C struct), 401
 _generic_SUNNonlinearSolver (class in sundials4py.core), 517
 _generic_SUNNonlinearSolver.content (C member), 401
 _generic_SUNNonlinearSolver.ops (C member), 401
 _generic_SUNNonlinearSolver.sunctx (C member), 401
 _generic_SUNNonlinearSolver_Ops (C struct), 401
 _generic_SUNNonlinearSolver_Ops (class in sundials4py.core), 517
 _generic_SUNNonlinearSolver_Ops.free (C member), 401
 _generic_SUNNonlinearSolver_Ops.getcuriter (C member), 402
 _generic_SUNNonlinearSolver_Ops.getnumconvfails (C member), 402
 _generic_SUNNonlinearSolver_Ops.getnumiters (C member), 402
 _generic_SUNNonlinearSolver_Ops.gettype (C member), 401
 _generic_SUNNonlinearSolver_Ops.initialize (C member), 401
 _generic_SUNNonlinearSolver_Ops.setctestfn (C member), 402
 _generic_SUNNonlinearSolver_Ops.setlsetupfn (C member), 401
 _generic_SUNNonlinearSolver_Ops.setlsolvefn (C member), 401
 _generic_SUNNonlinearSolver_Ops.setmaxiters

(C member), 402

_generic_SUNNonlinearSolver_Ops.setsysfn (C member), 401

_generic_SUNNonlinearSolver_Ops.setup (C member), 401

_generic_SUNNonlinearSolver_Ops.solve (C member), 401

B

back_end, 168

back_start, 166, 168

C

CMake options

adiak_DIR, 444

AMDGPU_TARGETS, 448

BLA_VENDOR, 452

BLAS_LIBRARIES, 452

BLAS_LINKER_FLAGS, 452

BUILD_SHARED_LIBS, 440

BUILD_STATIC_LIBS, 440

CALIPER_DIR, 445

CMAKE_BUILD_TYPE, 437

CMAKE_C_COMPILER, 437

CMAKE_C_EXTENSIONS, 438

CMAKE_C_FLAGS, 437

CMAKE_C_FLAGS_DEBUG, 437

CMAKE_C_FLAGS_MINSIZEREL, 438

CMAKE_C_FLAGS_RELEASE, 437

CMAKE_C_FLAGS_RELWITHDEBINFO, 437

CMAKE_C_STANDARD, 438

CMAKE_CONFIGURATION_TYPES, 437

CMAKE_CUDA_ARCHITECTURES, 446

CMAKE_CXX_COMPILER, 438

CMAKE_CXX_EXTENSIONS, 438

CMAKE_CXX_FLAGS, 438

CMAKE_CXX_FLAGS_DEBUG, 438

CMAKE_CXX_FLAGS_MINSIZEREL, 438

CMAKE_CXX_FLAGS_RELEASE, 438

CMAKE_CXX_FLAGS_RELWITHDEBINFO, 438

CMAKE_CXX_STANDARD, 438

CMAKE_Fortran_COMPILER, 439

CMAKE_Fortran_FLAGS, 439

CMAKE_Fortran_FLAGS_DEBUG, 439

CMAKE_Fortran_FLAGS_MINSIZEREL, 439

CMAKE_Fortran_FLAGS_RELEASE, 439

CMAKE_Fortran_FLAGS_RELWITHDEBINFO, 439

CMAKE_INSTALL_LIBDIR, 439

CMAKE_INSTALL_PREFIX, 439

CUDA_TOOLKIT_ROOT_DIR, 446

Ginkgo_DIR, 447

HYPRE_DIR, 449

KLU_INCLUDE_DIR, 449

KLU_LIBRARY_DIR, 449

KLU_ROOT, 449
Kokkos_DIR, 450
KokkosKernels_DIR, 451
LAPACK_LIBRARIES, 452
LAPACK_LINKER_FLAGS, 452
LAPACK_ROOT, 452
MAGMA_DIR, 453
MPI_C_COMPILER, 454
MPI_CXX_COMPILER, 454
MPI_Fortran_COMPILER, 455
MPIEXEC_EXECUTABLE, 455
MPIEXEC_POSTFLAGS, 455
MPIEXEC_PREFLAGS, 455
ONEMKL_DIR, 456
PETSC_DIR, 457
PETSC_INCLUDES, 458
PETSC_LIBRARIES, 458
RAJA_DIR, 459
SUNDIALS_ENABLE_ADIK, 444
SUNDIALS_ENABLE_ADIK_CHECKS, 445
SUNDIALS_ENABLE_ARKODE, 441
SUNDIALS_ENABLE_C_EXAMPLES, 442
SUNDIALS_ENABLE_CALIPER, 445
SUNDIALS_ENABLE_CALIPER_CHECKS, 445
SUNDIALS_ENABLE_CUDA, 446
SUNDIALS_ENABLE_CUDA_EXAMPLES, 442
SUNDIALS_ENABLE_CVODE, 441
SUNDIALS_ENABLE_CVOIDS, 441
SUNDIALS_ENABLE_CXX_EXAMPLES, 442
SUNDIALS_ENABLE_ERROR_CHECKS, 443
SUNDIALS_ENABLE_EXAMPLES_INSTALL, 442
SUNDIALS_ENABLE_EXTERNAL_ADDONS, 465
SUNDIALS_ENABLE_FORTRAN, 442
SUNDIALS_ENABLE_FORTRAN_EXAMPLES, 442
SUNDIALS_ENABLE_GINKGO, 447
SUNDIALS_ENABLE_GINKGO_CHECKS, 447
SUNDIALS_ENABLE_HIP, 448
SUNDIALS_ENABLE_HYPRE, 448
SUNDIALS_ENABLE_HYPRE_CHECKS, 449
SUNDIALS_ENABLE_IDA, 441
SUNDIALS_ENABLE_IDAS, 441
SUNDIALS_ENABLE_KINSOL, 441
SUNDIALS_ENABLE_KLU, 449
SUNDIALS_ENABLE_KLU_CHECKS, 449
SUNDIALS_ENABLE_KOKKOS, 450
SUNDIALS_ENABLE_KOKKOS_CHECKS, 450
SUNDIALS_ENABLE_KOKKOS_KERNELS, 451
SUNDIALS_ENABLE_KOKKOS_KERNELS_CHECKS, 451
SUNDIALS_ENABLE_LAPACK, 452
SUNDIALS_ENABLE_LAPACK_CHECKS, 453
SUNDIALS_ENABLE_MAGMA, 453
SUNDIALS_ENABLE_MAGMA_CHECKS, 454
SUNDIALS_ENABLE_MONITORING, 444
SUNDIALS_ENABLE_MPI, 454
SUNDIALS_ENABLE_ONEMKL, 455
SUNDIALS_ENABLE_ONEMKL_CHECKS, 456
SUNDIALS_ENABLE_OPENMP, 456
SUNDIALS_ENABLE_OPENMP_DEVICE, 457
SUNDIALS_ENABLE_OPENMP_DEVICE_CHECKS, 457
SUNDIALS_ENABLE_PACKAGE_FUSED_KERNELS, 444
SUNDIALS_ENABLE_PETSC, 457
SUNDIALS_ENABLE_PETSC_CHECKS, 458
SUNDIALS_ENABLE_PROFILING, 444
SUNDIALS_ENABLE_PTHREAD, 458
SUNDIALS_ENABLE_RAJA, 459
SUNDIALS_ENABLE_SUPERLUDIST, 459
SUNDIALS_ENABLE_SUPERLUDIST_CHECKS, 461
SUNDIALS_ENABLE_SUPERLUMT, 461
SUNDIALS_ENABLE_SUPERLUMT_CHECKS, 462
SUNDIALS_ENABLE_SYCL, 462
SUNDIALS_ENABLE_TRILINOS, 463
SUNDIALS_ENABLE_XBRAID, 464
SUNDIALS_ENABLE_XBRAID_CHECKS, 464
SUNDIALS_EXAMPLES_INSTALL_PATH, 442
SUNDIALS_GINKGO_BACKENDS, 447
SUNDIALS_INDEX_SIZE, 440
SUNDIALS_INDEX_TYPE, 440
SUNDIALS_INSTALL_CMAKEDIR, 440
SUNDIALS_LAPACK_CASE, 452
SUNDIALS_LAPACK_UNDESCORES, 453
SUNDIALS_LOGGING_LEVEL, 443
SUNDIALS_MAGMA_BACKENDS, 453
SUNDIALS_MATH_LIBRARY, 441
SUNDIALS_ONEMKL_USE_GETRF_LOOP, 456
SUNDIALS_ONEMKL_USE_GETRS_LOOP, 456
SUNDIALS_PRECISION, 441
SUNDIALS_RAJA_BACKENDS, 459
SUNDIALS_SYCL_2020_UNSUPPORTED, 463
SUPERLUDIST_DIR, 460
SUPERLUDIST_INCLUDE_DIR, 460
SUPERLUDIST_INCLUDE_DIRS, 460
SUPERLUDIST_LIBRARIES, 460
SUPERLUDIST_LIBRARY_DIR, 460
SUPERLUDIST_OpenMP, 460
SUPERLUMT_INCLUDE_DIR, 462
SUPERLUMT_LIBRARIES, 462
SUPERLUMT_LIBRARY_DIR, 462
SUPERLUMT_THREAD_TYPE, 462
Trilinos_DIR, 463
USE_XSDK_DEFAULTS, 464
XBRAID_DIR, 464
XBRAID_INCLUDES, 464
XBRAID_LIBRARIES, 464
CopyFromDevice (C++ function), 265, 266
CopyToDevice (C++ function), 265
CVBandPrecGetNumRhsEvals (C function), 129

- CVBandPrecGetWorkSpace (*C function*), 129
 CVBandPrecInit (*C function*), 128
 CVBandPrecInitB (*C function*), 200
 CVBBDCommFnB (*C type*), 202
 CVBBDLocalFnB (*C type*), 202
 CVBBDPrecGetNumGfnEvals (*C function*), 134
 CVBBDPrecGetWorkSpace (*C function*), 134
 CVBBDPrecInit (*C function*), 133
 CVBBDPrecInitB (*C function*), 201
 CVBBDPrecReInit (*C function*), 134
 CVBBDPrecReInitB (*C function*), 201
 CVCommFn (*C type*), 131
 CVDiag (*C function*), 61
 CVDiagB (*C function*), 174
 CVDiagGetLastFlag (*C function*), 109
 CVDiagGetNumRhsEvals (*C function*), 108
 CVDiagGetReturnFlagName (*C function*), 109
 CVDiagGetWorkSpace (*C function*), 108
 CVEwtFn (*C type*), 113
 CVLocalFn (*C type*), 131
 CVLsJacFn (*C type*), 115
 CVLsJacFnB (*C type*), 191
 CVLsJacFnBS (*C type*), 192
 CVLsJacTimesSetupFn (*C type*), 118
 CVLsJacTimesSetupFnB (*C type*), 196
 CVLsJacTimesSetupFnBS (*C type*), 197
 CVLsJacTimesVecFn (*C type*), 117
 CVLsJacTimesVecFnB (*C type*), 195
 CVLsJacTimesVecFnBS (*C type*), 195
 CVLsLinSysFn (*C type*), 116
 CVLsLinSysFnB (*C type*), 193
 CVLsLinSysFnBS (*C type*), 194
 CVLsPrecSetupFn (*C type*), 119
 CVLsPrecSetupFnB (*C type*), 198
 CVLsPrecSetupFnBS (*C type*), 199
 CVLsPrecSolveFn (*C type*), 119
 CVLsPrecSolveFnB (*C type*), 197
 CVLsPrecSolveFnBS (*C type*), 198
 CVMonitorFn (*C type*), 113
 CVode (*C function*), 63
 CVodeAdjFree (*C function*), 169
 CVodeAdjInit (*C function*), 168
 CVodeAdjReInit (*C function*), 169
 CVodeB (*C function*), 176
 CVodeClearStopTime (*C function*), 71
 CVodeComputeState (*C function*), 405
 CVodeComputeStateSens (*C function*), 406
 CVodeComputeStateSens1 (*C function*), 407
 CVodeCreate (*C function*), 56
 CVodeCreateB (*C function*), 171
 CVodeF (*C function*), 169
 CVodeFree (*C function*), 57
 CVodeGetActualInitStep (*C function*), 97
 CVodeGetAdjCheckPointsInfo (*C function*), 185
 CVodeGetAdjCheckPointsInfo.CVadjCheckPointRec
 (*C struct*), 185
 CVodeGetAdjCheckPointsInfo.CVadjCheckPointRec.my_
 addr (*C member*), 185
 CVodeGetAdjCheckPointsInfo.CVadjCheckPointRec.next_
 addr (*C member*), 185
 CVodeGetAdjCheckPointsInfo.CVadjCheckPointRec.nstep
 (*C member*), 185
 CVodeGetAdjCheckPointsInfo.CVadjCheckPointRec.order
 (*C member*), 185
 CVodeGetAdjCheckPointsInfo.CVadjCheckPointRec.step
 (*C member*), 185
 CVodeGetAdjCheckPointsInfo.CVadjCheckPointRec.t0
 (*C member*), 185
 CVodeGetAdjCheckPointsInfo.CVadjCheckPointRec.t1
 (*C member*), 185
 CVodeGetAdjCVodeBmem (*C function*), 184
 CVodeGetAdjY (*C function*), 184
 CVodeGetB (*C function*), 177
 CVodeGetCurrentGamma (*C function*), 403
 CVodeGetCurrentOrder (*C function*), 96
 CVodeGetCurrentSensSolveIndex (*C function*), 405
 CVodeGetCurrentState (*C function*), 404
 CVodeGetCurrentStateSens (*C function*), 405
 CVodeGetCurrentStep (*C function*), 96
 CVodeGetCurrentTime (*C function*), 97
 CVodeGetDky (*C function*), 91
 CVodeGetErrWeights (*C function*), 98
 CVodeGetEstLocalErrors (*C function*), 98
 CVodeGetIntegratorStats (*C function*), 98
 CVodeGetJac (*C function*), 103
 CVodeGetJacNumSteps (*C function*), 103
 CVodeGetJacTime (*C function*), 103
 CVodeGetLastLinFlag (*C function*), 107
 CVodeGetLastOrder (*C function*), 96
 CVodeGetLastStep (*C function*), 96
 CVodeGetLinReturnFlagName (*C function*), 107
 CVodeGetLinSolveStats (*C function*), 106
 CVodeGetLinWorkSpace (*C function*), 104
 CVodeGetNonlinearSystemData (*C function*), 404
 CVodeGetNonlinearSystemDataSens (*C function*),
 406
 CVodeGetNonlinSolvStats (*C function*), 100
 CVodeGetNumConstraintCorrections (*C function*),
 95
 CVodeGetNumConstraintFails (*C function*), 95
 CVodeGetNumErrTestFails (*C function*), 94
 CVodeGetNumGEvals (*C function*), 101
 CVodeGetNumJacEvals (*C function*), 104
 CVodeGetNumJtimesEvals (*C function*), 106
 CVodeGetNumJTSetupEvals (*C function*), 106
 CVodeGetNumLinConvFails (*C function*), 105
 CVodeGetNumLinIters (*C function*), 105
 CVodeGetNumLinRhsEvals (*C function*), 104

`CVodeGetNumLinSolvSetups` (*C function*), 94
`CVodeGetNumNonlinSolvConvFails` (*C function*), 99
`CVodeGetNumNonlinSolvIters` (*C function*), 99
`CVodeGetNumPrecEvals` (*C function*), 105
`CVodeGetNumPrecSolves` (*C function*), 105
`CVodeGetNumProjEvals` (*C function*), 102
`CVodeGetNumProjFails` (*C function*), 102
`CVodeGetNumRhsEvals` (*C function*), 94
`CVodeGetNumRhsEvalsSens` (*C function*), 149
`CVodeGetNumStabLimOrderReds` (*C function*), 97
`CVodeGetNumSteps` (*C function*), 94
`CVodeGetNumStepSensSolveFails` (*C function*), 150
`CVodeGetNumStepSolveFails` (*C function*), 95
`CVodeGetNumStepStgrSensSolveFails` (*C function*), 150
`CVodeGetQuad` (*C function*), 123
`CVodeGetQuadB` (*C function*), 187
`CVodeGetQuadDky` (*C function*), 123
`CVodeGetQuadErrWeights` (*C function*), 126
`CVodeGetQuadNumErrTestFails` (*C function*), 126
`CVodeGetQuadNumRhsEvals` (*C function*), 125
`CVodeGetQuadSens` (*C function*), 158
`CVodeGetQuadSens1` (*C function*), 159
`CVodeGetQuadSensDky` (*C function*), 159
`CVodeGetQuadSensDky1` (*C function*), 160
`CVodeGetQuadSensErrWeights` (*C function*), 162
`CVodeGetQuadSensNumErrTestFails` (*C function*), 162
`CVodeGetQuadSensNumRhsEvals` (*C function*), 162
`CVodeGetQuadSensStats` (*C function*), 163
`CVodeGetQuadStats` (*C function*), 126
`CVodeGetReturnFlagName` (*C function*), 101
`CVodeGetRootInfo` (*C function*), 101
`CVodeGetSens` (*C function*), 144
`CVodeGetSens1` (*C function*), 145
`CVodeGetSensDky` (*C function*), 145
`CVodeGetSensDky1` (*C function*), 146
`CVodeGetSensErrWeights` (*C function*), 151
`CVodeGetSensNonlinSolvStats` (*C function*), 152
`CVodeGetSensNumErrTestFails` (*C function*), 149
`CVodeGetSensNumLinSolvSetups` (*C function*), 150
`CVodeGetSensNumNonlinSolvConvFails` (*C function*), 152
`CVodeGetSensNumNonlinSolvIters` (*C function*), 151
`CVodeGetSensNumRhsEvals` (*C function*), 149
`CVodeGetSensStats` (*C function*), 150
`CVodeGetStgrSensNonlinSolvStats` (*C function*), 153
`CVodeGetStgrSensNumNonlinSolvConvFails` (*C function*), 153
`CVodeGetStgrSensNumNonlinSolvIters` (*C function*), 152
`CVodeGetTolScaleFactor` (*C function*), 97
`CVodeGetUserData` (*C function*), 100
`CVodeGetWorkSpace` (*C function*), 93
`CVodeInit` (*C function*), 57
`CVodeInitB` (*C function*), 171
`CVodeInitBS` (*C function*), 172
`CVodePrintAllStats` (*C function*), 100
`CVodeQuadFree` (*C function*), 122
`CVodeQuadInit` (*C function*), 121
`CVodeQuadInitB` (*C function*), 186
`CVodeQuadInitBS` (*C function*), 186
`CVodeQuadReInit` (*C function*), 122
`CVodeQuadReInitB` (*C function*), 186
`CVodeQuadSenseEtolerances` (*C function*), 162
`CVodeQuadSensFree` (*C function*), 158
`CVodeQuadSensInit` (*C function*), 157
`CVodeQuadSensReInit` (*C function*), 157
`CVodeQuadSensSStolerances` (*C function*), 161
`CVodeQuadSensSVtolerances` (*C function*), 161
`CVodeQuadSStolerances` (*C function*), 124
`CVodeQuadSVtolerances` (*C function*), 125
`CVodeReInit` (*C function*), 110
`CVodeReInitB` (*C function*), 172
`CVodeResizeHistory` (*C function*), 110
`CVodeRootInit` (*C function*), 62
`CVodeSenseEtolerances` (*C function*), 142
`CVodeSensFree` (*C function*), 140
`CVodeSensInit` (*C function*), 138
`CVodeSensInit1` (*C function*), 139
`CVodeSensReInit` (*C function*), 140
`CVodeSensSStolerances` (*C function*), 141
`CVodeSensSVtolerances` (*C function*), 141
`CVodeSensToggleOff` (*C function*), 141
`CVodeSetAdjNoSensi` (*C function*), 177
`CVodeSetConstraints` (*C function*), 72
`CVodeSetDeltaGammaMaxBadJac` (*C function*), 74
`CVodeSetDeltaGammaMaxLSetup` (*C function*), 74
`CVodeSetEpsLin` (*C function*), 80
`CVodeSetEpsLinB` (*C function*), 183
`CVodeSetEpsProj` (*C function*), 90
`CVodeSetEtaConvFail` (*C function*), 87
`CVodeSetEtaFixedStepBounds` (*C function*), 83
`CVodeSetEtaMax` (*C function*), 85
`CVodeSetEtaMaxEarlyStep` (*C function*), 84
`CVodeSetEtaMaxErrFail` (*C function*), 86
`CVodeSetEtaMaxFirstStep` (*C function*), 84
`CVodeSetEtaMin` (*C function*), 85
`CVodeSetEtaMinErrFail` (*C function*), 86
`CVodeSetInitStep` (*C function*), 70
`CVodeSetInterpolateStopTime` (*C function*), 71
`CVodeSetJacEvalFrequency` (*C function*), 75
`CVodeSetJacFn` (*C function*), 76
`CVodeSetJacFnB` (*C function*), 178
`CVodeSetJacFnBS` (*C function*), 179
`CVodeSetJacTimes` (*C function*), 78
`CVodeSetJacTimesB` (*C function*), 180

CVodeSetJacTimesBS (*C function*), 181
 CVodeSetJacTimesRhsFn (*C function*), 78
 CVodeSetJacTimesRhsFnB (*C function*), 181
 CVodeSetLinearSolutionScaling (*C function*), 77
 CVodeSetLinearSolutionScalingB (*C function*), 180
 CVodeSetLinearSolver (*C function*), 60
 CVodeSetLinearSolverB (*C function*), 174
 CVodeSetLinSysFn (*C function*), 76
 CVodeSetLinSysFnB (*C function*), 179
 CVodeSetLinSysFnBS (*C function*), 180
 CVodeSetLSetupFrequency (*C function*), 75
 CVodeSetLSNormFactor (*C function*), 80
 CVodeSetLSNormFactorB (*C function*), 183
 CVodeSetMaxConvFails (*C function*), 81
 CVodeSetMaxErrTestFails (*C function*), 72
 CVodeSetMaxHnilWarns (*C function*), 69
 CVodeSetMaxNonlinIters (*C function*), 81
 CVodeSetMaxNumConstraintFails (*C function*), 73
 CVodeSetMaxNumProjFails (*C function*), 90
 CVodeSetMaxNumSteps (*C function*), 69
 CVodeSetMaxOrd (*C function*), 68
 CVodeSetMaxStep (*C function*), 70
 CVodeSetMinStep (*C function*), 70
 CVodeSetMonitorFn (*C function*), 67
 CVodeSetMonitorFrequency (*C function*), 68
 CVodeSetNlsRhsFn (*C function*), 82
 CVodeSetNoInactiveRootWarn (*C function*), 88
 CVodeSetNonlinConvCoef (*C function*), 81
 CVodeSetNonlinearSolver (*C function*), 61
 CVodeSetNonlinearSolverB (*C function*), 175
 CVodeSetNonlinearSolverSensSim (*C function*), 143
 CVodeSetNonlinearSolverSensStg (*C function*), 143
 CVodeSetNonlinearSolverSensStg1 (*C function*), 143
 CVodeSetNumFailsEtaMaxErrFail (*C function*), 87
 CVodeSetNumStepsEtaMaxEarlyStep (*C function*), 84
 CVodeSetOptions (*C function*), 65
 CVodeSetPreconditioner (*C function*), 79
 CVodeSetPreconditionerB (*C function*), 182
 CVodeSetPreconditionerBS (*C function*), 182
 CVodeSetProjErrEst (*C function*), 89
 CVodeSetProjFailEta (*C function*), 90
 CVodeSetProjFn (*C function*), 62
 CVodeSetProjFrequency (*C function*), 89
 CVodeSetQuadErrCon (*C function*), 124
 CVodeSetQuadSensErrCon (*C function*), 160
 CVodeSetRootDirection (*C function*), 88
 CVodeSetSensDQMethod (*C function*), 147
 CVodeSetSensErrCon (*C function*), 147
 CVodeSetSensMaxNonlinIters (*C function*), 148
 CVodeSetSensParams (*C function*), 146
 CVodeSetStabLimDet (*C function*), 69
 CVodeSetStopTime (*C function*), 71
 CVodeSetUserData (*C function*), 67

CVodeSStolerances (*C function*), 58
 CVodeSStolerancesB (*C function*), 173
 CVodeSVtolerances (*C function*), 58
 CVodeSVtolerancesB (*C function*), 173
 CVodeView (*class in sundials4py.cvodes*), 542
 CVodeWftolerances (*C function*), 58
 CVProjFn (*C type*), 114
 CVQuadRhsFn (*C type*), 127
 CVQuadRhsFnB (*C type*), 190
 CVQuadRhsFnBS (*C type*), 191
 CVQuadSensRhsFn (*C type*), 163
 CVRhsFn (*C type*), 112
 CVRhsFnB (*C type*), 188
 CVRhsFnBS (*C type*), 189
 CVRootFn (*C type*), 114
 CVSensRhs1Fn (*C type*), 155
 CVSensRhsFn (*C type*), 154

D

DenseLinearSolver (*C++ class*), 390
 DenseLinearSolver::~DenseLinearSolver (*C++ function*), 391
 DenseLinearSolver::DenseLinearSolver (*C++ function*), 390, 391
 DenseLinearSolver::get (*C++ function*), 391
 DenseLinearSolver::operator SUNLinearSolver (*C++ function*), 391
 DenseLinearSolver::operator= (*C++ function*), 391
 DenseMatrix (*C++ class*), 322
 DenseMatrix::~DenseMatrix (*C++ function*), 324
 DenseMatrix::BlockCols (*C++ function*), 324
 DenseMatrix::BlockRows (*C++ function*), 324
 DenseMatrix::Blocks (*C++ function*), 324
 DenseMatrix::Cols (*C++ function*), 324
 DenseMatrix::DenseMatrix (*C++ function*), 322, 323
 DenseMatrix::exec_space (*C++ type*), 322
 DenseMatrix::ExecSpace (*C++ function*), 324
 DenseMatrix::get (*C++ function*), 324
 DenseMatrix::member_type (*C++ type*), 322
 DenseMatrix::memory_space (*C++ type*), 322
 DenseMatrix::operator SUNMatrix (*C++ function*), 324
 DenseMatrix::operator= (*C++ function*), 323
 DenseMatrix::range_policy (*C++ type*), 322
 DenseMatrix::Rows (*C++ function*), 324
 DenseMatrix::size_type (*C++ type*), 322
 DenseMatrix::team_policy (*C++ type*), 322
 DenseMatrix::View (*C++ function*), 324
 DenseMatrix::view_type (*C++ type*), 322

F

FILE (*class in sundials4py.core*), 512

G

`get` (*sundials4py.cvodes.CCodeView* attribute), 542
`get_history()` (in module *logs*), 41
`GetDenseMat` (C++ function), 324
`GetVec` (C++ function), 265

L

`lin_solver_interfaceB`, 167
`lin_solverB`, 167
`log_file_to_list()` (in module *logs*), 40

M

`Matrix` (C++ class), 318
`Matrix::~Matrix` (C++ function), 318
`Matrix::get` (C++ function), 319
`Matrix::GkoExec` (C++ function), 319
`Matrix::GkoMtx` (C++ function), 319
`Matrix::GkoSize` (C++ function), 319
`Matrix::Matrix` (C++ function), 318
`Matrix::operator SUNMatrix` (C++ function), 319
`Matrix::operator=` (C++ function), 318
`matrixB`, 166
module
 sundials4py.core, 512
 sundials4py.cvodes, 542

N

`N_VAbs` (C function), 216
`N_VAddConst` (C function), 216
`N_VBufPack` (C function), 225
`N_VBufSize` (C function), 225
`N_VBufUnpack` (C function), 225
`N_VClone` (C function), 213
`N_VCloneEmpty` (C function), 213
`N_VCloneVectorArray` (C function), 209
`N_VCloneVectorArrayEmpty` (C function), 210
`N_VCompare` (C function), 218
`N_VConst` (C function), 215
`N_VConstrMask` (C function), 218
`N_VConstrMaskLocal` (C function), 223
`N_VConstVectorArray` (C function), 220
`N_VCopyFromDevice_Cuda` (C function), 247
`N_VCopyFromDevice_Hip` (C function), 252
`N_VCopyFromDevice_OpenMPDEV` (C function), 268
`N_VCopyFromDevice_Raja` (C function), 262
`N_VCopyFromDevice_Sycl` (C++ function), 257
`N_VCopyOps` (C function), 212
`N_VCopyToDevice_Cuda` (C function), 247
`N_VCopyToDevice_Hip` (C function), 252
`N_VCopyToDevice_OpenMPDEV` (C function), 268
`N_VCopyToDevice_Raja` (C function), 262
`N_VCopyToDevice_Sycl` (C++ function), 257
`N_VDestroy` (C function), 214

`N_VDestroyVectorArray` (C function), 210
`N_VDiv` (C function), 216
`N_VDotProd` (C function), 216
`N_VDotProdLocal` (C function), 222
`N_VDotProdMulti` (C function), 219
`N_VDotProdMultiAllReduce` (C function), 224
`N_VDotProdMultiLocal` (C function), 224
`N_Vector` (C type), 205
`N_Vector_ID` (C enum), 212
`N_Vector_ID` (class in *sundials4py.core*), 512
`N_Vector_Ops` (C type), 205
`N_VEnableConstVectorArray_Cuda` (C function), 248
`N_VEnableConstVectorArray_Hip` (C function), 253
`N_VEnableConstVectorArray_ManyVector` (C function), 272
`N_VEnableConstVectorArray_MPIManyVector` (C function), 276
`N_VEnableConstVectorArray_OpenMP` (C function), 236
`N_VEnableConstVectorArray_OpenMPDEV` (C function), 268
`N_VEnableConstVectorArray_Parallel` (C function), 233
`N_VEnableConstVectorArray_ParHyp` (C function), 242
`N_VEnableConstVectorArray_Petsc` (C function), 244
`N_VEnableConstVectorArray_Pthreads` (C function), 240
`N_VEnableConstVectorArray_Raja` (C function), 262
`N_VEnableConstVectorArray_Serial` (C function), 229
`N_VEnableConstVectorArray_Sycl` (C++ function), 258
`N_VEnableDotProdMulti_Cuda` (C function), 247
`N_VEnableDotProdMulti_Hip` (C function), 252
`N_VEnableDotProdMulti_ManyVector` (C function), 272
`N_VEnableDotProdMulti_MPIManyVector` (C function), 276
`N_VEnableDotProdMulti_OpenMP` (C function), 236
`N_VEnableDotProdMulti_OpenMPDEV` (C function), 268
`N_VEnableDotProdMulti_Parallel` (C function), 232
`N_VEnableDotProdMulti_ParHyp` (C function), 242
`N_VEnableDotProdMulti_Petsc` (C function), 244
`N_VEnableDotProdMulti_Pthreads` (C function), 239
`N_VEnableDotProdMulti_Serial` (C function), 229
`N_VEnableFusedOps_Cuda` (C function), 247
`N_VEnableFusedOps_Hip` (C function), 252
`N_VEnableFusedOps_ManyVector` (C function), 272
`N_VEnableFusedOps_MPIManyVector` (C function), 276
`N_VEnableFusedOps_OpenMP` (C function), 236

- N_VEnableFusedOps_OpenMPDEV (C function), 268
 N_VEnableFusedOps_Parallel (C function), 232
 N_VEnableFusedOps_ParHyp (C function), 242
 N_VEnableFusedOps_Petsc (C function), 244
 N_VEnableFusedOps_Pthreads (C function), 239
 N_VEnableFusedOps_Raja (C function), 262
 N_VEnableFusedOps_Serial (C function), 229
 N_VEnableFusedOps_Sycl (C++ function), 257
 N_VEnableLinearCombination_Cuda (C function), 247
 N_VEnableLinearCombination_Hip (C function), 252
 N_VEnableLinearCombination_ManyVector (C function), 272
 N_VEnableLinearCombination_MPIManyVector (C function), 276
 N_VEnableLinearCombination_OpenMP (C function), 236
 N_VEnableLinearCombination_OpenMPDEV (C function), 268
 N_VEnableLinearCombination_Parallel (C function), 232
 N_VEnableLinearCombination_ParHyp (C function), 242
 N_VEnableLinearCombination_Petsc (C function), 244
 N_VEnableLinearCombination_Pthreads (C function), 239
 N_VEnableLinearCombination_Raja (C function), 262
 N_VEnableLinearCombination_Serial (C function), 229
 N_VEnableLinearCombination_Sycl (C++ function), 257
 N_VEnableLinearCombinationVectorArray_Cuda (C function), 248
 N_VEnableLinearCombinationVectorArray_Hip (C function), 253
 N_VEnableLinearCombinationVectorArray_OpenMP (C function), 236
 N_VEnableLinearCombinationVectorArray_OpenMPDEV (C function), 269
 N_VEnableLinearCombinationVectorArray_Parallel (C function), 233
 N_VEnableLinearCombinationVectorArray_ParHyp (C function), 242
 N_VEnableLinearCombinationVectorArray_Petsc (C function), 244
 N_VEnableLinearCombinationVectorArray_Pthreads (C function), 240
 N_VEnableLinearCombinationVectorArray_Raja (C function), 262
 N_VEnableLinearCombinationVectorArray_Serial (C function), 229
 N_VEnableLinearCombinationVectorArray_Sycl (C++ function), 258
 N_VEnableLinearSumVectorArray_Cuda (C function), 247
 N_VEnableLinearSumVectorArray_Hip (C function), 252
 N_VEnableLinearSumVectorArray_ManyVector (C function), 272
 N_VEnableLinearSumVectorArray_MPIManyVector (C function), 276
 N_VEnableLinearSumVectorArray_OpenMP (C function), 236
 N_VEnableLinearSumVectorArray_OpenMPDEV (C function), 268
 N_VEnableLinearSumVectorArray_Parallel (C function), 232
 N_VEnableLinearSumVectorArray_ParHyp (C function), 242
 N_VEnableLinearSumVectorArray_Petsc (C function), 244
 N_VEnableLinearSumVectorArray_Pthreads (C function), 240
 N_VEnableLinearSumVectorArray_Raja (C function), 262
 N_VEnableLinearSumVectorArray_Serial (C function), 229
 N_VEnableLinearSumVectorArray_Sycl (C++ function), 258
 N_VEnableScaleAddMulti_Cuda (C function), 247
 N_VEnableScaleAddMulti_Hip (C function), 252
 N_VEnableScaleAddMulti_ManyVector (C function), 272
 N_VEnableScaleAddMulti_MPIManyVector (C function), 276
 N_VEnableScaleAddMulti_OpenMP (C function), 236
 N_VEnableScaleAddMulti_OpenMPDEV (C function), 268
 N_VEnableScaleAddMulti_Parallel (C function), 232
 N_VEnableScaleAddMulti_ParHyp (C function), 242
 N_VEnableScaleAddMulti_Petsc (C function), 244
 N_VEnableScaleAddMulti_Pthreads (C function), 239
 N_VEnableScaleAddMulti_Raja (C function), 262
 N_VEnableScaleAddMulti_Serial (C function), 229
 N_VEnableScaleAddMulti_Sycl (C++ function), 258
 N_VEnableScaleAddMultiVectorArray_Cuda (C function), 248
 N_VEnableScaleAddMultiVectorArray_Hip (C function), 253
 N_VEnableScaleAddMultiVectorArray_OpenMP (C function), 236
 N_VEnableScaleAddMultiVectorArray_OpenMPDEV (C function), 268
 N_VEnableScaleAddMultiVectorArray_Parallel

- (C function), 233
- N_VEnableScaleAddMultiVectorArray_ParHyp (C function), 242
- N_VEnableScaleAddMultiVectorArray_Petsc (C function), 244
- N_VEnableScaleAddMultiVectorArray_Pthreads (C function), 240
- N_VEnableScaleAddMultiVectorArray_Raja (C function), 262
- N_VEnableScaleAddMultiVectorArray_Serial (C function), 229
- N_VEnableScaleAddMultiVectorArray_Sycl (C++ function), 258
- N_VEnableScaleVectorArray_Cuda (C function), 248
- N_VEnableScaleVectorArray_Hip (C function), 252
- N_VEnableScaleVectorArray_ManyVector (C function), 272
- N_VEnableScaleVectorArray_MPIManyVector (C function), 276
- N_VEnableScaleVectorArray_OpenMP (C function), 236
- N_VEnableScaleVectorArray_OpenMPDEV (C function), 268
- N_VEnableScaleVectorArray_Parallel (C function), 232
- N_VEnableScaleVectorArray_ParHyp (C function), 242
- N_VEnableScaleVectorArray_Petsc (C function), 244
- N_VEnableScaleVectorArray_Pthreads (C function), 240
- N_VEnableScaleVectorArray_Raja (C function), 262
- N_VEnableScaleVectorArray_Serial (C function), 229
- N_VEnableScaleVectorArray_Sycl (C++ function), 258
- N_VEnableWrmsNormMaskVectorArray_Cuda (C function), 248
- N_VEnableWrmsNormMaskVectorArray_Hip (C function), 253
- N_VEnableWrmsNormMaskVectorArray_ManyVector (C function), 273
- N_VEnableWrmsNormMaskVectorArray_MPI-ManyVector (C function), 276
- N_VEnableWrmsNormMaskVectorArray_OpenMP (C function), 236
- N_VEnableWrmsNormMaskVectorArray_OpenMPDEV (C function), 268
- N_VEnableWrmsNormMaskVectorArray_Parallel (C function), 233
- N_VEnableWrmsNormMaskVectorArray_ParHyp (C function), 242
- N_VEnableWrmsNormMaskVectorArray_Petsc (C function), 244
- N_VEnableWrmsNormMaskVectorArray_Pthreads (C function), 240
- N_VEnableWrmsNormMaskVectorArray_Serial (C function), 229
- N_VFreeEmpty (C function), 211
- N_VGetArrayPointer (C function), 214
- N_VGetArrayPointer_MPIPlusX (C function), 278
- N_VGetCommunicator (C function), 215
- N_VGetDeviceArrayPointer (C function), 214
- N_VGetDeviceArrayPointer_Cuda (C function), 246
- N_VGetDeviceArrayPointer_Hip (C function), 251
- N_VGetDeviceArrayPointer_OpenMPDEV (C function), 267
- N_VGetDeviceArrayPointer_Raja (C function), 261
- N_VGetDeviceArrayPointer_Sycl (C++ function), 256
- N_VGetHostArrayPointer_Cuda (C function), 246
- N_VGetHostArrayPointer_Hip (C function), 251
- N_VGetHostArrayPointer_OpenMPDEV (C function), 267
- N_VGetHostArrayPointer_Raja (C function), 261
- N_VGetHostArrayPointer_Sycl (C++ function), 256
- N_VGetLength (C function), 215
- N_VGetLocalLength (C function), 215
- N_VGetLocalLength_MPIPlusX (C function), 278
- N_VGetLocalLength_Parallel (C function), 232
- N_VGetLocalVector_MPIPlusX (C function), 277
- N_VGetNumSubvectors_ManyVector (C function), 272
- N_VGetNumSubvectors_MPIManyVector (C function), 275
- N_VGetSubvector_ManyVector (C function), 271
- N_VGetSubvector_MPIManyVector (C function), 275

- N_VGetSubvectorArrayPointer_ManyVector (C function), 272
 N_VGetSubvectorArrayPointer_MPIManyVector (C function), 275
 N_VGetSubvectorLocalLength_ManyVector (C function), 271
 N_VGetSubvectorLocalLength_MPIManyVector (C function), 275
 N_VGetVecAtIndexVectorArray (C function), 210
 N_VGetVector_ParHyp (C function), 241
 N_VGetVector_Petsc (C function), 244
 N_VGetVector_Trilinos (C++ function), 270
 N_VGetVectorID (C function), 213
 N_VInv (C function), 216
 N_VInvTest (C function), 218
 N_VInvTestLocal (C function), 223
 N_VIsManagedMemory_Cuda (C function), 246
 N_VIsManagedMemory_Hip (C function), 251
 N_VIsManagedMemory_Raja (C function), 261
 N_VIsManagedMemory_Sycl (C++ function), 257
 N_VL1Norm (C function), 218
 N_VL1NormLocal (C function), 222
 N_VLinearCombination (C function), 219
 N_VLinearCombinationVectorArray (C function), 221
 N_VLinearSum (C function), 215
 N_VLinearSumVectorArray (C function), 220
 N_VMake_Cuda (C function), 246
 N_VMake_Hip (C function), 251
 N_VMake_MPIManyVector (C function), 275
 N_VMake_MPIPlusX (C function), 277
 N_VMake_OpenMP (C function), 235
 N_VMake_OpenMPDEV (C function), 267
 N_VMake_Parallel (C function), 232
 N_VMake_ParHyp (C function), 241
 N_VMake_Petsc (C function), 243
 N_VMake_Pthreads (C function), 239
 N_VMake_Raja (C function), 261
 N_VMake_Serial (C function), 228
 N_VMake_Sycl (C++ function), 256
 N_VMake_Trilinos (C++ function), 270
 N_VMakeManaged_Cuda (C function), 246
 N_VMakeManaged_Hip (C function), 251
 N_VMakeManaged_Raja (C function), 261
 N_VMakeManaged_Sycl (C++ function), 256
 N_VMakeWithManagedAllocator_Cuda (C function), 246
 N_VMaxNorm (C function), 217
 N_VMaxNormLocal (C function), 222
 N_VMin (C function), 217
 N_VMinLocal (C function), 222
 N_VMinQuotient (C function), 219
 N_VMinQuotientLocal (C function), 224
 N_VNew_Cuda (C function), 246
 N_VNew_Hip (C function), 251
 N_VNew_ManyVector (C function), 271
 N_VNew_MPIManyVector (C function), 274
 N_VNew_OpenMP (C function), 235
 N_VNew_OpenMPDEV (C function), 267
 N_VNew_Parallel (C function), 232
 N_VNew_Pthreads (C function), 239
 N_VNew_Raja (C function), 261
 N_VNew_Serial (C function), 228
 N_VNew_Sycl (C++ function), 256
 N_VNewEmpty (C function), 211
 N_VNewEmpty_Cuda (C function), 246
 N_VNewEmpty_Hip (C function), 251
 N_VNewEmpty_OpenMP (C function), 235
 N_VNewEmpty_OpenMPDEV (C function), 267
 N_VNewEmpty_Parallel (C function), 232
 N_VNewEmpty_ParHyp (C function), 241
 N_VNewEmpty_Petsc (C function), 243
 N_VNewEmpty_Pthreads (C function), 239
 N_VNewEmpty_Raja (C function), 261
 N_VNewEmpty_Serial (C function), 228
 N_VNewEmpty_Sycl (C++ function), 256
 N_VNewManaged_Cuda (C function), 246
 N_VNewManaged_Hip (C function), 251
 N_VNewManaged_Raja (C function), 261
 N_VNewManaged_Sycl (C++ function), 256
 N_VNewVectorArray (C function), 210
 N_VNewWithMemHelp_Cuda (C function), 246
 N_VNewWithMemHelp_Hip (C function), 251
 N_VNewWithMemHelp_Raja (C function), 261
 N_VNewWithMemHelp_Sycl (C++ function), 256
 N_VPrint (C function), 225
 N_VPrint_Cuda (C function), 247
 N_VPrint_Hip (C function), 252
 N_VPrint_OpenMP (C function), 235
 N_VPrint_OpenMPDEV (C function), 267
 N_VPrint_Parallel (C function), 232
 N_VPrint_ParHyp (C function), 241
 N_VPrint_Petsc (C function), 244
 N_VPrint_Pthreads (C function), 239
 N_VPrint_Raja (C function), 262
 N_VPrint_Serial (C function), 228
 N_VPrint_Sycl (C++ function), 257
 N_VPrintFile (C function), 225
 N_VPrintFile_Cuda (C function), 247
 N_VPrintFile_Hip (C function), 252
 N_VPrintFile_OpenMP (C function), 236
 N_VPrintFile_OpenMPDEV (C function), 267
 N_VPrintFile_Parallel (C function), 232
 N_VPrintFile_ParHyp (C function), 242
 N_VPrintFile_Petsc (C function), 244
 N_VPrintFile_Pthreads (C function), 239
 N_VPrintFile_Raja (C function), 262
 N_VPrintFile_Serial (C function), 228

N_VPrintFile_Sycl (C++ function), 257
 N_VProd (C function), 215
 N_VScale (C function), 216
 N_VScaleAddMulti (C function), 219
 N_VScaleAddMultiVectorArray (C function), 221
 N_VScaleVectorArray (C function), 220
 N_VSetArrayPointer (C function), 214
 N_VSetArrayPointer_MPIPlusX (C function), 278
 N_VSetDeviceArrayPointer_Sycl (C++ function), 257
 N_VSetHostArrayPointer_Sycl (C++ function), 256
 N_VSetKernelExecPolicy_Cuda (C function), 246
 N_VSetKernelExecPolicy_Hip (C function), 251
 N_VSetKernelExecPolicy_Sycl (C++ function), 257
 N_VSetSubvectorArrayPointer_ManyVector (C function), 272
 N_VSetSubvectorArrayPointer_MPIManyVector (C function), 275
 N_VSetVecAtIndexVectorArray (C function), 211
 N_VSpace (C function), 214
 N_VWL2Norm (C function), 217
 N_VWrmsNorm (C function), 217
 N_VWrmsNormMask (C function), 217
 N_VWrmsNormMaskVectorArray (C function), 221
 N_VWrmsNormVectorArray (C function), 220
 N_VWSqrSumLocal (C function), 223
 N_VWSqrSumMaskLocal (C function), 223
 NV_COMM_P (C macro), 231
 NV_CONTENT_OMP (C macro), 234
 NV_CONTENT_OMPDEV (C macro), 266
 NV_CONTENT_P (C macro), 230
 NV_CONTENT_PT (C macro), 238
 NV_CONTENT_S (C macro), 227
 NV_DATA_DEV_OMPDEV (C macro), 267
 NV_DATA_HOST_OMPDEV (C macro), 266
 NV_DATA_OMP (C macro), 234
 NV_DATA_P (C macro), 231
 NV_DATA_PT (C macro), 238
 NV_DATA_S (C macro), 227
 NV_GLOBLLENGTH_P (C macro), 231
 NV_Ith_OMP (C macro), 235
 NV_Ith_P (C macro), 231
 NV_Ith_PT (C macro), 238
 NV_Ith_S (C macro), 228
 NV_LENGTH_OMP (C macro), 235
 NV_LENGTH_OMPDEV (C macro), 267
 NV_LENGTH_PT (C macro), 238
 NV_LENGTH_S (C macro), 228
 NV_LOCLENGTH_P (C macro), 231
 NV_NUM_THREADS_OMP (C macro), 235
 NV_NUM_THREADS_PT (C macro), 238
 NV_OWN_DATA_OMP (C macro), 234
 NV_OWN_DATA_OMPDEV (C macro), 266
 NV_OWN_DATA_P (C macro), 230

NV_OWN_DATA_PT (C macro), 238
 NV_OWN_DATA_S (C macro), 227

P

print_log() (in module logs), 41

Q

quadB, 167

S

SM_COLS_B (C macro), 304
 SM_COLS_D (C macro), 289
 SM_COLUMN_B (C macro), 304
 SM_COLUMN_D (C macro), 289
 SM_COLUMN_ELEMENT_B (C macro), 304
 SM_COLUMNS_B (C macro), 303
 SM_COLUMNS_D (C macro), 289
 SM_COLUMNS_S (C macro), 313
 SM_CONTENT_B (C macro), 301
 SM_CONTENT_D (C macro), 288
 SM_CONTENT_S (C macro), 311
 SM_DATA_B (C macro), 304
 SM_DATA_D (C macro), 289
 SM_DATA_S (C macro), 313
 SM_ELEMENT_B (C macro), 304
 SM_ELEMENT_D (C macro), 290
 SM_INDEXPTRS_S (C macro), 313
 SM_INDEXVALS_S (C macro), 313
 SM_LBAND_B (C macro), 303
 SM_LDATA_B (C macro), 303
 SM_LDATA_D (C macro), 289
 SM_LDIM_B (C macro), 303
 SM_NNZ_S (C macro), 313
 SM_NP_S (C macro), 313
 SM_ROWS_B (C macro), 301
 SM_ROWS_D (C macro), 289
 SM_ROWS_S (C macro), 311
 SM_SPARSETYPE_S (C macro), 313
 SM_SUBAND_B (C macro), 303
 SM_UBAND_B (C macro), 303
 SUN_ADAPTCONTROLLER_H (sundials4py.core.SUNAdaptController_Type attribute), 512
 SUN_ADAPTCONTROLLER_MRI_H_TOL (sundials4py.core.SUNAdaptController_Type attribute), 512
 SUN_ADAPTCONTROLLER_NONE (sundials4py.core.SUNAdaptController_Type attribute), 512
 SUN_CLASSICAL_GS (sundials4py.core.SUNGramSchmidtType attribute), 514
 SUN_COMM_NULL (C macro), 30

SUN_ERR_ADJOINT_STEPPERFAILED	(<i>sundials4py.core.SUNErrCode</i> attribute), 513	SUN_ERR_PROFILER_MAPSORT	(<i>sundials4py.core.SUNErrCode</i> attribute), 514
SUN_ERR_ADJOINT_STEPPERINVALIDSTOP	(<i>sundials4py.core.SUNErrCode</i> attribute), 513	SUN_ERR_SUNCTX_CORRUPT	(<i>sundials4py.core.SUNErrCode</i> attribute), 514
SUN_ERR_ARG_CORRUPT	(<i>sundials4py.core.SUNErrCode</i> attribute), 513	SUN_ERR_UNKNOWN	(<i>sundials4py.core.SUNErrCode</i> attribute), 514
SUN_ERR_ARG_DIMSMISMATCH	(<i>sundials4py.core.SUNErrCode</i> attribute), 513	SUN_ERR_UNREACHABLE	(<i>sundials4py.core.SUNErrCode</i> attribute), 514
SUN_ERR_ARG_INCOMPATIBLE	(<i>sundials4py.core.SUNErrCode</i> attribute), 513	SUN_ERR_USER_FCN_FAIL	(<i>sundials4py.core.SUNErrCode</i> attribute), 514
SUN_ERR_ARG_OUTOFRANGE	(<i>sundials4py.core.SUNErrCode</i> attribute), 513	SUN_FULLRHS_END	(<i>sundials4py.core.SUNFullRhsMode</i> attribute), 514
SUN_ERR_ARG_WRONGTYPE	(<i>sundials4py.core.SUNErrCode</i> attribute), 513	SUN_FULLRHS_OTHER	(<i>sundials4py.core.SUNFullRhsMode</i> attribute), 514
SUN_ERR_CHECKPOINT_MISMATCH	(<i>sundials4py.core.SUNErrCode</i> attribute), 513	SUN_FULLRHS_START	(<i>sundials4py.core.SUNFullRhsMode</i> attribute), 514
SUN_ERR_CHECKPOINT_NOT_FOUND	(<i>sundials4py.core.SUNErrCode</i> attribute), 513	SUN_LOGLEVEL_ALL	(<i>sundials4py.core.SUNLogLevel</i> attribute), 515
SUN_ERR_CORRUPT	(<i>sundials4py.core.SUNErrCode</i> attribute), 513	SUN_LOGLEVEL_DEBUG	(<i>sundials4py.core.SUNLogLevel</i> attribute), 515
SUN_ERR_DATANODE_NODENOTFOUND	(<i>sundials4py.core.SUNErrCode</i> attribute), 513	SUN_LOGLEVEL_ERROR	(<i>sundials4py.core.SUNLogLevel</i> attribute), 515
SUN_ERR_DESTROY_FAIL	(<i>sundials4py.core.SUNErrCode</i> attribute), 513	SUN_LOGLEVEL_INFO	(<i>sundials4py.core.SUNLogLevel</i> attribute), 515
SUN_ERR_EXT_FAIL	(<i>sundials4py.core.SUNErrCode</i> attribute), 513	SUN_LOGLEVEL_NONE	(<i>sundials4py.core.SUNLogLevel</i> attribute), 515
SUN_ERR_FILE_OPEN	(<i>sundials4py.core.SUNErrCode</i> attribute), 513	SUN_LOGLEVEL_WARNING	(<i>sundials4py.core.SUNLogLevel</i> attribute), 515
SUN_ERR_GENERIC	(<i>sundials4py.core.SUNErrCode</i> attribute), 513	SUN_MODIFIED_GS	(<i>sundials4py.core.SUNGramSchmidtType</i> attribute), 514
SUN_ERR_MALLOC_FAIL	(<i>sundials4py.core.SUNErrCode</i> attribute), 513	SUN_OUTPUTFORMAT_CSV	(<i>C</i> enumerator), 29
SUN_ERR_MAXIMUM	(<i>sundials4py.core.SUNErrCode</i> attribute), 513	SUN_OUTPUTFORMAT_CSV	(<i>sundials4py.core.SUNOutputFormat</i> attribute), 516
SUN_ERR_MEM_FAIL	(<i>sundials4py.core.SUNErrCode</i> attribute), 513	SUN_OUTPUTFORMAT_TABLE	(<i>C</i> enumerator), 29
SUN_ERR_MINIMUM	(<i>sundials4py.core.SUNErrCode</i> attribute), 513	SUN_OUTPUTFORMAT_TABLE	(<i>sundials4py.core.SUNOutputFormat</i> attribute), 516
SUN_ERR_MPI_FAIL	(<i>sundials4py.core.SUNErrCode</i> attribute), 513	SUN_PREC_BOTH	(<i>sundials4py.core.SUNPrecType</i> attribute), 516
SUN_ERR_NOT_IMPLEMENTED	(<i>sundials4py.core.SUNErrCode</i> attribute), 513	SUN_PREC_LEFT	(<i>sundials4py.core.SUNPrecType</i> attribute), 516
SUN_ERR_OP_FAIL	(<i>sundials4py.core.SUNErrCode</i> attribute), 513	SUN_PREC_NONE	(<i>sundials4py.core.SUNPrecType</i> attribute), 516
SUN_ERR_OUTOFRANGE	(<i>sundials4py.core.SUNErrCode</i> attribute), 513	SUN_PREC_RIGHT	(<i>sundials4py.core.SUNPrecType</i> attribute), 516
SUN_ERR_PROFILER_MAPFULL	(<i>sundials4py.core.SUNErrCode</i> attribute), 513	SUN_SUCCESS	(<i>sundials4py.core.SUNErrCode</i> attribute), 514
SUN_ERR_PROFILER_MAPGET	(<i>sundials4py.core.SUNErrCode</i> attribute), 514	SUNAbortErrorHandlerFn	(<i>C</i> function), 37
SUN_ERR_PROFILER_MAPINSERT	(<i>sundials4py.core.SUNErrCode</i> attribute), 514	SUNAdaptController_Type	(class in <i>sundials4py.core</i>), 512
SUN_ERR_PROFILER_MAPKEYNOTFOUND	(<i>sundials4py.core.SUNErrCode</i> attribute), 514		

- SUNAdaptControllerContent_MRIHTol_ (class in *sundials4py.core*), 512
- SUNAdjointCheckpointScheme_ (class in *sundials4py.core*), 512
- SUNAdjointStepper_ (class in *sundials4py.core*), 512
- SUNATimesFn (C type), 334
- SUNBandMatrix (C function), 305
- SUNBandMatrix_Cols (C function), 305
- SUNBandMatrix_Column (C function), 306
- SUNBandMatrix_Columns (C function), 305
- SUNBandMatrix_Data (C function), 305
- SUNBandMatrix_LData (C function), 305
- SUNBandMatrix_LDim (C function), 305
- SUNBandMatrix_LowerBandwidth (C function), 305
- SUNBandMatrix_Print (C function), 305
- SUNBandMatrix_Rows (C function), 305
- SUNBandMatrix_StoredUpperBandwidth (C function), 305
- SUNBandMatrix_UpperBandwidth (C function), 305
- SUNBandMatrixStorage (C function), 305
- sunbooleantype (C type), 29
- SUNComm (C type), 30
- SUNContext (C type), 30
- SUNContext_ (class in *sundials4py.core*), 512
- SUNContext_ClearErrHandlers (C function), 32
- SUNContext_Create (C function), 30
- SUNContext_Free (C function), 31
- SUNContext_GetLastError (C function), 31
- SUNContext_GetLogger (C function), 32
- SUNContext_GetProfiler (C function), 32
- SUNContext_PeekLastError (C function), 31
- SUNContext_PopErrHandler (C function), 32
- SUNContext_PushErrHandler (C function), 31
- SUNContext_SetLogger (C function), 32
- SUNContext_SetProfiler (C function), 32
- suncountertype (C type), 29
- SUNCudaBlockReduceAtomicExecPolicy (C++ function), 250
- SUNCudaBlockReduceExecPolicy (C++ function), 250
- SUNCudaExecPolicy (C++ type), 248
- SUNCudaGridStrideExecPolicy (C++ function), 249
- SUNCudaThreadDirectExecPolicy (C++ function), 249
- SUNDataIOMode (class in *sundials4py.core*), 512
- SUNDATAIOMODE_INMEM (sundials4py.core.SUNDataIOMode attribute), 513
- SUNDenseMatrix (C function), 290
- SUNDenseMatrix_Cols (C function), 290
- SUNDenseMatrix_Column (C function), 290
- SUNDenseMatrix_Columns (C function), 290
- SUNDenseMatrix_Data (C function), 290
- SUNDenseMatrix_LData (C function), 290
- SUNDenseMatrix_Print (C function), 290
- SUNDenseMatrix_Rows (C function), 290
- sundials4py.core module, 512
- sundials4py.cvodes module, 542
- sundials::cuda::ExecPolicy (C++ class), 248
- sundials::cuda::ExecPolicy::~~ExecPolicy (C++ function), 249
- sundials::cuda::ExecPolicy::atomic (C++ function), 249
- sundials::cuda::ExecPolicy::blockSize (C++ function), 248
- sundials::cuda::ExecPolicy::clone (C++ function), 249
- sundials::cuda::ExecPolicy::clone_new_stream (C++ function), 249
- sundials::cuda::ExecPolicy::ExecPolicy (C++ function), 248
- sundials::cuda::ExecPolicy::gridSize (C++ function), 248
- sundials::cuda::ExecPolicy::stream (C++ function), 249
- sundials::ginkgo::BatchLinearSolver (C++ class), 386
- sundials::ginkgo::BatchLinearSolver::~~BatchLinearSolver (C++ function), 388
- sundials::ginkgo::BatchLinearSolver::AvgNumIters (C++ function), 389
- sundials::ginkgo::BatchLinearSolver::BatchLinearSolver (C++ function), 386–388
- sundials::ginkgo::BatchLinearSolver::get (C++ function), 388
- sundials::ginkgo::BatchLinearSolver::GkoExec (C++ function), 388
- sundials::ginkgo::BatchLinearSolver::GkoFactory (C++ function), 388
- sundials::ginkgo::BatchLinearSolver::GkoSolver (C++ function), 389
- sundials::ginkgo::BatchLinearSolver::operator SUNLinearSolver (C++ function), 388
- sundials::ginkgo::BatchLinearSolver::operator= (C++ function), 388
- sundials::ginkgo::BatchLinearSolver::SetScalingMode (C++ function), 389
- sundials::ginkgo::BatchLinearSolver::SetScalingVectors (C++ function), 389
- sundials::ginkgo::BatchLinearSolver::Setup (C++ function), 389
- sundials::ginkgo::BatchLinearSolver::Solve (C++ function), 389
- sundials::ginkgo::BatchLinearSolver::StddevNumIters (C++ function), 389
- sundials::ginkgo::BatchLinearSolver::SumAvgNumIters (C++ function), 389

`sundials::ginkgo::BatchMatrix` (C++ class), 320
`sundials::ginkgo::BatchMatrix::~BatchMatrix` (C++ function), 320
`sundials::ginkgo::BatchMatrix::BatchMatrix` (C++ function), 320
`sundials::ginkgo::BatchMatrix::get` (C++ function), 321
`sundials::ginkgo::BatchMatrix::GkoExec` (C++ function), 320
`sundials::ginkgo::BatchMatrix::GkoMtx` (C++ function), 320
`sundials::ginkgo::BatchMatrix::GkoSize` (C++ function), 320
`sundials::ginkgo::BatchMatrix::NumBatches` (C++ function), 320
`sundials::ginkgo::BatchMatrix::operator SUNMatrix` (C++ function), 321
`sundials::ginkgo::BatchMatrix::operator=` (C++ function), 320
`sundials::ginkgo::LinearSolver` (C++ class), 383
`sundials::ginkgo::LinearSolver::~LinearSolver` (C++ function), 383
`sundials::ginkgo::LinearSolver::get` (C++ function), 383, 384
`sundials::ginkgo::LinearSolver::GkoExec` (C++ function), 384
`sundials::ginkgo::LinearSolver::GkoFactory` (C++ function), 384
`sundials::ginkgo::LinearSolver::GkoSolver` (C++ function), 384
`sundials::ginkgo::LinearSolver::LinearSolver` (C++ function), 383
`sundials::ginkgo::LinearSolver::NumIters` (C++ function), 384
`sundials::ginkgo::LinearSolver::operator SUNLinearSolver` (C++ function), 383
`sundials::ginkgo::LinearSolver::operator=` (C++ function), 383
`sundials::ginkgo::LinearSolver::ResNorm` (C++ function), 384
`sundials::ginkgo::LinearSolver::Setup` (C++ function), 384
`sundials::ginkgo::LinearSolver::Solve` (C++ function), 384
`sundials::hip::ExecPolicy` (C++ class), 253
`sundials::hip::ExecPolicy::~ExecPolicy` (C++ function), 254
`sundials::hip::ExecPolicy::atomic` (C++ function), 254
`sundials::hip::ExecPolicy::blockSize` (C++ function), 253
`sundials::hip::ExecPolicy::clone` (C++ function), 253
`sundials::hip::ExecPolicy::clone_new_stream` (C++ function), 254
`sundials::hip::ExecPolicy::ExecPolicy` (C++ function), 253
`sundials::hip::ExecPolicy::gridSize` (C++ function), 253
`sundials::hip::ExecPolicy::stream` (C++ function), 253
`sundials::sycl::ExecPolicy` (C++ class), 258
`sundials::sycl::ExecPolicy::~ExecPolicy` (C++ function), 259
`sundials::sycl::ExecPolicy::blockSize` (C++ function), 258
`sundials::sycl::ExecPolicy::clone` (C++ function), 259
`sundials::sycl::ExecPolicy::gridSize` (C++ function), 258
`SUNDIALS_NVEC_CUDA` (*sundials4py.core.N_Vector_ID* attribute), 512
`SUNDIALS_NVEC_CUSTOM` (*sundials4py.core.N_Vector_ID* attribute), 512
`SUNDIALS_NVEC_HIP` (*sundials4py.core.N_Vector_ID* attribute), 512
`SUNDIALS_NVEC_KOKKOS` (*sundials4py.core.N_Vector_ID* attribute), 512
`SUNDIALS_NVEC_MANYVECTOR` (*sundials4py.core.N_Vector_ID* attribute), 512
`SUNDIALS_NVEC_MPIMANYVECTOR` (*sundials4py.core.N_Vector_ID* attribute), 512
`SUNDIALS_NVEC_MPIPLUSX` (*sundials4py.core.N_Vector_ID* attribute), 512
`SUNDIALS_NVEC_OPENMP` (*sundials4py.core.N_Vector_ID* attribute), 512
`SUNDIALS_NVEC_OPENMPDEV` (*sundials4py.core.N_Vector_ID* attribute), 512
`SUNDIALS_NVEC_PARALLEL` (*sundials4py.core.N_Vector_ID* attribute), 512
`SUNDIALS_NVEC_PARHYP` (*sundials4py.core.N_Vector_ID* attribute), 512
`SUNDIALS_NVEC_PETSC` (*sundials4py.core.N_Vector_ID* attribute), 512
`SUNDIALS_NVEC_PTHREADS` (*sundials4py.core.N_Vector_ID* attribute), 512
`SUNDIALS_NVEC_RAJA` (*sundials4py.core.N_Vector_ID* attribute), 512
`SUNDIALS_NVEC_SERIAL` (*sundials4py.core.N_Vector_ID* attribute), 512
`SUNDIALS_NVEC_SYCL` (*sundials4py.core.N_Vector_ID* attribute), 512
`SUNDIALS_NVEC_TRILINOS` (*sundials4py.core.N_Vector_ID* attribute), 512
`SUNDIALSFileClose` (C function), 498
`SUNDIALSFileOpen` (C function), 498
`SUNDIALSGetVersion` (C function), 49
`SUNDIALSGetVersionNumber` (C function), 49

SUNDomEigEstimator_ (class in sundials4py.core), 513	SUNLINEARSOLVER_LAPACKBAND (sundials4py.core.SUNLinearSolver_ID attribute), 514
SUNDomEigEstimator_Ops_ (class in sundials4py.core), 513	SUNLINEARSOLVER_LAPACKDENSE (sundials4py.core.SUNLinearSolver_ID attribute), 514
SUNDomEigEstimatorContent_Power_ (class in sundials4py.core), 513	SUNLINEARSOLVER_MAGMADENSE (sundials4py.core.SUNLinearSolver_ID attribute), 514
SUNErrCode (C type), 36	SUNLINEARSOLVER_MATRIX_EMBEDDED (sundials4py.core.SUNLinearSolver_Type attribute), 515
SUNErrCode (class in sundials4py.core), 513	SUNLINEARSOLVER_MATRIX_ITERATIVE (sundials4py.core.SUNLinearSolver_Type attribute), 515
SUNErrorHandlerFn (C type), 37	SUNLINEARSOLVER_ONEMKLDENSE (sundials4py.core.SUNLinearSolver_ID attribute), 514
SUNFALSE (C macro), 29	SUNLinearSolver_Ops (C type), 336
SUNFileClose (C function), 498	SUNLINEARSOLVER_PCG (sundials4py.core.SUNLinearSolver_ID attribute), 514
SUNFileOpen (C function), 498	SUNLINEARSOLVER_SPBCGS (sundials4py.core.SUNLinearSolver_ID attribute), 514
SUNFullRhsMode (class in sundials4py.core), 514	SUNLINEARSOLVER_SPFGMR (sundials4py.core.SUNLinearSolver_ID attribute), 515
SUNGetErrMsg (C function), 36	SUNLINEARSOLVER_SPGMR (sundials4py.core.SUNLinearSolver_ID attribute), 515
SUNGramSchmidtType (class in sundials4py.core), 514	SUNLINEARSOLVER_SPTFQMR (sundials4py.core.SUNLinearSolver_ID attribute), 515
SUNHipBlockReduceAtomicExecPolicy (C++ function), 255	SUNLINEARSOLVER_SUPERLUDIST (sundials4py.core.SUNLinearSolver_ID attribute), 515
SUNHipBlockReduceExecPolicy (C++ function), 254	SUNLINEARSOLVER_SUPERLUMT (sundials4py.core.SUNLinearSolver_ID attribute), 515
SUNHipExecPolicy (C++ type), 253	SUNLinearSolver_Type (C enum), 328
SUNHipGridStrideExecPolicy (C++ function), 254	SUNLinearSolver_Type (class in sundials4py.core), 515
SUNHipThreadDirectExecPolicy (C++ function), 254	SUNLinearSolver_Type.SUNLINEARSOLVER_DIRECT (C enumerator), 328
sunindextype (C type), 29	SUNLinearSolver_Type.SUNLINEARSOLVER_ITERATIVE (C enumerator), 329
SUNLinearSolver (C type), 335	SUNLinearSolver_Type.SUNLINEARSOLVER_MATRIX_EMBEDDED (C enumerator), 329
SUNLINEARSOLVER_BAND (sundials4py.core.SUNLinearSolver_ID attribute), 514	SUNLinearSolver_Type.SUNLINEARSOLVER_MATRIX_ITERATIVE (C enumerator), 329
SUNLINEARSOLVER_CUSOLVERS_BATCHQR (sundials4py.core.SUNLinearSolver_ID attribute), 514	SUNLinSol_Band (C function), 343
SUNLINEARSOLVER_CUSTOM (sundials4py.core.SUNLinearSolver_ID attribute), 514	SUNLinSol_cuSolverSp_batchQR (C function), 381
SUNLINEARSOLVER_DENSE (sundials4py.core.SUNLinearSolver_ID attribute), 514	SUNLinSol_cuSolverSp_batchQR_GetDescription
SUNLINEARSOLVER_DIRECT (sundials4py.core.SUNLinearSolver_Type attribute), 515	
SUNLINEARSOLVER_GINKGO (sundials4py.core.SUNLinearSolver_ID attribute), 514	
SUNLINEARSOLVER_GINKGOBATCH (sundials4py.core.SUNLinearSolver_ID attribute), 514	
SUNLinearSolver_ID (C enum), 339	
SUNLinearSolver_ID (class in sundials4py.core), 514	
SUNLINEARSOLVER_ITERATIVE (sundials4py.core.SUNLinearSolver_Type attribute), 515	
SUNLINEARSOLVER_KLU (sundials4py.core.SUNLinearSolver_ID attribute), 514	
SUNLINEARSOLVER_KOKKOSDENSE (sundials4py.core.SUNLinearSolver_ID attribute), 514	

- (*C function*), 381
- SUNLinSol_cuSolverSp_batchQR_GetDeviceSpace (*C function*), 381
- SUNLinSol_cuSolverSp_batchQR_SetDescription (*C function*), 381
- SUNLinSol_Dense (*C function*), 345
- SUNLinSol_KLU (*C function*), 346
- SUNLinSol_KLUGetCommon (*C function*), 348
- SUNLinSol_KLUGetCommon.sun_klu_common (*C type*), 348
- SUNLinSol_KLUGetNumeric (*C function*), 347
- SUNLinSol_KLUGetNumeric.sun_klu_numeric (*C type*), 348
- SUNLinSol_KLUGetSymbolic (*C function*), 347
- SUNLinSol_KLUGetSymbolic.sun_klu_symbolic (*C type*), 347
- SUNLinSol_KLUReInit (*C function*), 346
- SUNLinSol_KLUSetOrdering (*C function*), 347
- SUNLinSol_LapackBand (*C function*), 350
- SUNLinSol_LapackDense (*C function*), 351
- SUNLinSol_MagmaDense (*C function*), 354
- SUNLinSol_MagmaDense_SetAsync (*C function*), 354
- SUNLinSol_OneMklDense (*C function*), 355
- SUNLinSol_PCG (*C function*), 356
- SUNLinSol_PCGSetMaxl (*C function*), 357
- SUNLinSol_PCGSetPrecType (*C function*), 357
- SUNLinSol_SPBCGS (*C function*), 360
- SUNLinSol_SPBCGSSetMaxl (*C function*), 361
- SUNLinSol_SPBCGSSetPrecType (*C function*), 360
- SUNLinSol_SPFQMR (*C function*), 363
- SUNLinSol_SPFQMRSetGSType (*C function*), 364
- SUNLinSol_SPFQMRSetMaxRestarts (*C function*), 364
- SUNLinSol_SPFQMRSetPrecType (*C function*), 363
- SUNLinSol_SPGMR (*C function*), 367
- SUNLinSol_SPGMRSetGSType (*C function*), 368
- SUNLinSol_SPGMRSetMaxRestarts (*C function*), 368
- SUNLinSol_SPGMRSetPrecType (*C function*), 367
- SUNLinSol_SPTFQMR (*C function*), 371
- SUNLinSol_SPTFQMRSetMaxl (*C function*), 372
- SUNLinSol_SPTFQMRSetPrecType (*C function*), 371
- SUNLinSol_SuperLUDIST (*C function*), 374
- SUNLinSol_SuperLUDIST_GetBerr (*C function*), 375
- SUNLinSol_SuperLUDIST_GetGridinfo (*C function*), 375
- SUNLinSol_SuperLUDIST_GetLUstruct (*C function*), 375
- SUNLinSol_SuperLUDIST_GetScalePermstruct (*C function*), 375
- SUNLinSol_SuperLUDIST_GetSOLVEstruct (*C function*), 375
- SUNLinSol_SuperLUDIST_GetSuperLUOptions (*C function*), 375
- SUNLinSol_SuperLUDIST_GetSuperLUStat (*C function*), 375
- SUNLinSol_SuperLUMT (*C function*), 377
- SUNLinSol_SuperLUMTSetOrdering (*C function*), 378
- SUNLinSolFree (*C function*), 330
- SUNLinSolFreeEmpty (*C function*), 338
- SUNLinSolGetID (*C function*), 329
- SUNLinSolGetType (*C function*), 329
- SUNLinSolInitialize (*C function*), 329
- SUNLinSolLastFlag (*C function*), 333
- SUNLinSolNewEmpty (*C function*), 338
- SUNLinSolNumIters (*C function*), 333
- SUNLinSolNumIters_GinkgoBatch (*C function*), 386
- SUNLinSolResid (*C function*), 333
- SUNLinSolResNorm (*C function*), 333
- SUNLinSolSetATimes (*C function*), 332
- SUNLinSolSetOptions (*C function*), 331
- SUNLinSolSetPreconditioner (*C function*), 332
- SUNLinSolSetScalingVectors (*C function*), 332
- SUNLinSolSetup (*C function*), 329
- SUNLinSolSetZeroGuess (*C function*), 332
- SUNLinSolSolve (*C function*), 330
- SUNLinSolSpace (*C function*), 333
- SUNLogErrorHandlerFn (*C function*), 37
- SUNLogger (*C type*), 42
- SUNLogger_ (*class in sundials4py.core*), 515
- SUNLogger_Create (*C function*), 42
- SUNLogger_CreateFromEnv (*C function*), 43
- SUNLogger_Destroy (*C function*), 46
- SUNLogger_Flush (*C function*), 45
- SUNLogger_GetOutputRank (*C function*), 45
- SUNLogger_QueueMsg (*C function*), 45
- SUNLogger_SetDebugFile (*C function*), 45
- SUNLogger_SetDebugFilename (*C function*), 44
- SUNLogger_SetErrorFile (*C function*), 43
- SUNLogger_SetErrorFilename (*C function*), 43
- SUNLogger_SetInfoFile (*C function*), 44
- SUNLogger_SetInfoFilename (*C function*), 44
- SUNLogger_SetWarningFile (*C function*), 44
- SUNLogger_SetWarningFilename (*C function*), 43
- SUNLogLevel (*C enum*), 42
- SUNLogLevel (*class in sundials4py.core*), 515
- SUNLogLevel.SUN_LOGLEVEL_ALL (*C enumerator*), 42
- SUNLogLevel.SUN_LOGLEVEL_DEBUG (*C enumerator*), 42
- SUNLogLevel.SUN_LOGLEVEL_ERROR (*C enumerator*), 42
- SUNLogLevel.SUN_LOGLEVEL_INFO (*C enumerator*), 42
- SUNLogLevel.SUN_LOGLEVEL_NONE (*C enumerator*), 42
- SUNLogLevel.SUN_LOGLEVEL_WARNING (*C enumerator*), 42
- SUNMatClone (*C function*), 286
- SUNMatCopy (*C function*), 287
- SUNMatCopyOps (*C function*), 285

- SUNMatDestroy (C function), 286
 SUNMatFreeEmpty (C function), 285
 SUNMatGetID (C function), 286
 SUNMatHermitianTransposeVec (C function), 288
 SUNMatMatvec (C function), 287
 SUNMatMatvecSetup (C function), 287
 SUNMatNewEmpty (C function), 285
 SUNMatrix (C type), 283
 SUNMATRIX_BAND (sundials4py.core.SUNMatrix_ID attribute), 515
 SUNMATRIX_CUSPARSE (sundials4py.core.SUNMatrix_ID attribute), 515
 SUNMatrix_cuSparse_BlockColumns (C function), 308
 SUNMatrix_cuSparse_BlockData (C function), 308
 SUNMatrix_cuSparse_BlockNNZ (C function), 308
 SUNMatrix_cuSparse_BlockRows (C function), 308
 SUNMatrix_cuSparse_Columns (C function), 308
 SUNMatrix_cuSparse_CopyFromDevice (C function), 308
 SUNMatrix_cuSparse_CopyToDevice (C function), 308
 SUNMatrix_cuSparse_Data (C function), 308
 SUNMatrix_cuSparse_IndexPointers (C function), 308
 SUNMatrix_cuSparse_IndexValues (C function), 308
 SUNMatrix_cuSparse_MakeCSR (C function), 307
 SUNMatrix_cuSparse_MatDescr (C function), 308
 SUNMatrix_cuSparse_NewBlockCSR (C function), 307
 SUNMatrix_cuSparse_NewCSR (C function), 307
 SUNMatrix_cuSparse_NNZ (C function), 308
 SUNMatrix_cuSparse_NumBlocks (C function), 308
 SUNMatrix_cuSparse_Rows (C function), 307
 SUNMatrix_cuSparse_SetFixedPattern (C function), 309
 SUNMatrix_cuSparse_SetKernelExecPolicy (C function), 309
 SUNMatrix_cuSparse_SparseType (C function), 308
 SUNMATRIX_CUSTOM (sundials4py.core.SUNMatrix_ID attribute), 515
 SUNMATRIX_DENSE (sundials4py.core.SUNMatrix_ID attribute), 515
 SUNMATRIX_GINKGO (sundials4py.core.SUNMatrix_ID attribute), 515
 SUNMATRIX_GINKGOBATCH (sundials4py.core.SUNMatrix_ID attribute), 515
 SUNMatrix_ID (C type), 285
 SUNMatrix_ID (class in sundials4py.core), 515
 SUNMATRIX_KOKKODENSE (sundials4py.core.SUNMatrix_ID attribute), 515
 SUNMatrix_MagmaDense (C function), 292
 SUNMATRIX_MAGMADENSE (sundials4py.core.SUNMatrix_ID attribute), 515
 SUNMatrix_MagmaDense_Block (C function), 294
 SUNMatrix_MagmaDense_BlockColumn (C function), 294
 SUNMatrix_MagmaDense_BlockColumns (C function), 293
 SUNMatrix_MagmaDense_BlockData (C function), 293
 SUNMatrix_MagmaDense_BlockRows (C function), 293
 SUNMatrix_MagmaDense_Column (C function), 294
 SUNMatrix_MagmaDense_Columns (C function), 292
 SUNMatrix_MagmaDense_CopyFromDevice (C function), 295
 SUNMatrix_MagmaDense_CopyToDevice (C function), 295
 SUNMatrix_MagmaDense_Data (C function), 293
 SUNMatrix_MagmaDense_LData (C function), 293
 SUNMatrix_MagmaDense_NumBlocks (C function), 293
 SUNMatrix_MagmaDense_Rows (C function), 292
 SUNMatrix_MagmaDenseBlock (C function), 292
 SUNMatrix_OneMklDense (C++ function), 296
 SUNMATRIX_ONEMKLDENSE (sundials4py.core.SUNMatrix_ID attribute), 515
 SUNMatrix_OneMklDense_Block (C function), 299
 SUNMatrix_OneMklDense_BlockColumn (C function), 299
 SUNMatrix_OneMklDense_BlockColumns (C function), 298
 SUNMatrix_OneMklDense_BlockData (C function), 299
 SUNMatrix_OneMklDense_BlockLData (C function), 299
 SUNMatrix_OneMklDense_BlockRows (C function), 298
 SUNMatrix_OneMklDense_Column (C function), 298
 SUNMatrix_OneMklDense_Columns (C function), 297
 SUNMatrix_OneMklDense_CopyFromDevice (C function), 300
 SUNMatrix_OneMklDense_CopyToDevice (C function), 300
 SUNMatrix_OneMklDense_Data (C function), 298
 SUNMatrix_OneMklDense_LData (C function), 298
 SUNMatrix_OneMklDense_NumBlocks (C function), 298
 SUNMatrix_OneMklDense_Rows (C function), 297
 SUNMatrix_OneMklDenseBlock (C++ function), 297
 SUNMatrix_SLUNRloc (C function), 316
 SUNMATRIX_SLUNRLOC (sundials4py.core.SUNMatrix_ID attribute), 515
 SUNMatrix_SLUNRloc_OwnData (C function), 316
 SUNMatrix_SLUNRloc_Print (C function), 316
 SUNMatrix_SLUNRloc_ProcessGrid (C function), 316
 SUNMatrix_SLUNRloc_SuperMatrix (C function), 316
 SUNMATRIX_SPARSE (sundials4py.core.SUNMatrix_ID attribute), 515
 SUNMatScaleAdd (C function), 287
 SUNMatScaleAddI (C function), 287

- SUNMatSpace (C function), 286
 SUNMatZero (C function), 287
 SUNMemory (C type), 417
 SUNMemory.SUNMemory_ (C struct), 417
 SUNMemory.SUNMemory_.bytes (C member), 417
 SUNMemory.SUNMemory_.own (C member), 417
 SUNMemory.SUNMemory_.ptr (C member), 417
 SUNMemory.SUNMemory_.stride (C member), 417
 SUNMemory.SUNMemory_.type (C member), 417
 SUNMemoryHelper (C type), 418
 SUNMemoryHelper.SUNMemoryHelper_ (C struct), 418
 SUNMemoryHelper.SUNMemoryHelper_.content (C member), 418
 SUNMemoryHelper.SUNMemoryHelper_.ops (C member), 418
 SUNMemoryHelper.SUNMemoryHelper_.queue (C member), 418
 SUNMemoryHelper.SUNMemoryHelper_.sunctx (C member), 418
 SUNMemoryHelper_ (class in sundials4py.core), 515
 SUNMemoryHelper_Alias (C function), 420
 SUNMemoryHelper_Alloc (C function), 419
 SUNMemoryHelper_Alloc_Cuda (C function), 424
 SUNMemoryHelper_Alloc_Hip (C function), 427
 SUNMemoryHelper_Alloc_Sycl (C function), 429
 SUNMemoryHelper_AllocStrided (C function), 419
 SUNMemoryHelper_AllocStrided_Cuda (C function), 424
 SUNMemoryHelper_AllocStrided_Hip (C function), 427
 SUNMemoryHelper_AllocStrided_Sycl (C function), 429
 SUNMemoryHelper_Clone (C function), 422
 SUNMemoryHelper_Copy (C function), 420
 SUNMemoryHelper_Copy_Cuda (C function), 425
 SUNMemoryHelper_Copy_Hip (C function), 427
 SUNMemoryHelper_Copy_Sycl (C function), 430
 SUNMemoryHelper_CopyAsync (C function), 422
 SUNMemoryHelper_CopyAsync_Cuda (C function), 425
 SUNMemoryHelper_CopyAsync_Hip (C function), 428
 SUNMemoryHelper_CopyAsync_Sycl (C function), 430
 SUNMemoryHelper_CopyOps (C function), 421
 SUNMemoryHelper_Cuda (C function), 424
 SUNMemoryHelper_Dealloc (C function), 420
 SUNMemoryHelper_Dealloc_Cuda (C function), 425
 SUNMemoryHelper_Dealloc_Hip (C function), 427
 SUNMemoryHelper_Dealloc_Sycl (C function), 430
 SUNMemoryHelper_Destroy (C function), 423
 SUNMemoryHelper_GetAllocStats (C function), 421
 SUNMemoryHelper_GetAllocStats_Cuda (C function), 426
 SUNMemoryHelper_GetAllocStats_Hip (C function), 428
 SUNMemoryHelper_GetAllocStats_Sycl (C function), 431
 SUNMemoryHelper_Hip (C function), 426
 SUNMemoryHelper_NewEmpty (C function), 421
 SUNMemoryHelper_Ops (C type), 418
 SUNMemoryHelper_Ops.SUNMemoryHelper_Ops_ (C struct), 418
 SUNMemoryHelper_Ops.SUNMemoryHelper_Ops_.alloc (C member), 418
 SUNMemoryHelper_Ops.SUNMemoryHelper_Ops_.allocstrided (C member), 418
 SUNMemoryHelper_Ops.SUNMemoryHelper_Ops_.clone (C member), 419
 SUNMemoryHelper_Ops.SUNMemoryHelper_Ops_.copy (C member), 418
 SUNMemoryHelper_Ops.SUNMemoryHelper_Ops_.copyasync (C member), 418
 SUNMemoryHelper_Ops.SUNMemoryHelper_Ops_.dealloc (C member), 418
 SUNMemoryHelper_Ops.SUNMemoryHelper_Ops_.destroy (C member), 419
 SUNMemoryHelper_Ops.SUNMemoryHelper_Ops_.getallocstats (C member), 419
 SUNMemoryHelper_Ops_ (class in sundials4py.core), 516
 SUNMemoryHelper_SetDefaultQueue (C function), 422
 SUNMemoryHelper_Sycl (C function), 429
 SUNMemoryHelper_Sys (C function), 423
 SUNMemoryHelper_Wrap (C function), 420
 SUNMemoryNewEmpty (C function), 417
 SUNMemoryType (C enum), 418
 SUNMemoryType (class in sundials4py.core), 516
 SUNMemoryType.SUNMEMTYPE_DEVICE (C enumerator), 418
 SUNMemoryType.SUNMEMTYPE_HOST (C enumerator), 418
 SUNMemoryType.SUNMEMTYPE_PINNED (C enumerator), 418
 SUNMemoryType.SUNMEMTYPE_UVM (C enumerator), 418
 SUNMEMTYPE_DEVICE (sundials4py.core.SUNMemoryType attribute), 516
 SUNMEMTYPE_HOST (sundials4py.core.SUNMemoryType attribute), 516
 SUNMEMTYPE_PINNED (sundials4py.core.SUNMemoryType attribute), 516
 SUNMEMTYPE_UVM (sundials4py.core.SUNMemoryType attribute), 516
 SUNMPIAbortErrorHandlerFn (C function), 38
 SUNNonlinearSolver (C type), 401
 SUNNONLINEARSOLVER_FIXEDPOINT (sundials4py.core.SUNNonlinearSolver_Type attribute), 401

- tribute*), 516
 - SUNNonlinearSolver_Ops (C type), 401
 - SUNNONLINEARSOLVER_ROOTFIND (sundials4py.core.SUNNonlinearSolver_Type *attribute*), 516
 - SUNNonlinearSolver_Type (C enum), 393
 - SUNNonlinearSolver_Type (class in sundials4py.core), 516
 - SUNNonlinearSolver_-
 - Type.SUNNONLINEARSOLVER_FIXEDPOINT (C enumerator), 394
 - SUNNonlinearSolver_-
 - Type.SUNNONLINEARSOLVER_ROOTFIND (C enumerator), 394
 - SUNNonlinSol_FixedPoint (C function), 410
 - SUNNonlinSol_Newton (C function), 408
 - SUNNonlinSol_PetscSNES (C function), 414
 - SUNNonlinSolConvTestFn (C type), 400
 - SUNNonlinSolFree (C function), 395
 - SUNNonlinSolFreeEmpty (C function), 403
 - SUNNonlinSolGetCurIter (C function), 398
 - SUNNonlinSolGetNumConvFails (C function), 398
 - SUNNonlinSolGetNumIters (C function), 398
 - SUNNonlinSolGetPetscError_PetscSNES (C function), 414
 - SUNNonlinSolGetSNES_PetscSNES (C function), 414
 - SUNNonlinSolGetSysFn_FixedPoint (C function), 411
 - SUNNonlinSolGetSysFn_Newton (C function), 408
 - SUNNonlinSolGetSysFn_PetscSNES (C function), 414
 - SUNNonlinSolGetType (C function), 394
 - SUNNonlinSolInitialize (C function), 394
 - SUNNonlinSolLSetupFn (C type), 399
 - SUNNonlinSolLSolveFn (C type), 399
 - SUNNonlinSolNewEmpty (C function), 402
 - SUNNonlinSolSetConvTestFn (C function), 397
 - SUNNonlinSolSetDamping_FixedPoint (C function), 411
 - SUNNonlinSolSetLSetupFn (C function), 396
 - SUNNonlinSolSetLSolveFn (C function), 397
 - SUNNonlinSolSetMaxIters (C function), 397
 - SUNNonlinSolSetOptions (C function), 395
 - SUNNonlinSolSetSysFn (C function), 396
 - SUNNonlinSolSetup (C function), 394
 - SUNNonlinSolSolve (C function), 394
 - SUNNonlinSolSysFn (C type), 398
 - SUNOutputFormat (C enum), 29
 - SUNOutputFormat (class in sundials4py.core), 516
 - SUNPrecType (class in sundials4py.core), 516
 - SUNProfiler (C type), 47
 - SUNProfiler_ (class in sundials4py.core), 516
 - SUNProfiler_Begin (C function), 47
 - SUNProfiler_Create (C function), 47
 - SUNProfiler_End (C function), 48
 - SUNProfiler_Free (C function), 47
 - SUNProfiler_GetElapsedTime (C function), 48
 - SUNProfiler_GetTimerResolution (C function), 48
 - SUNProfiler_Print (C function), 48
 - SUNProfiler_Reset (C function), 48
 - SUNPSetupFn (C type), 334
 - SUNPSolveFn (C type), 334
 - sunrealtype (C type), 28
 - SUNSparseFromBandMatrix (C function), 314
 - SUNSparseFromDenseMatrix (C function), 314
 - SUNSparseMatrix (C function), 314
 - SUNSparseMatrix_Columns (C function), 315
 - SUNSparseMatrix_Data (C function), 315
 - SUNSparseMatrix_IndexPointers (C function), 315
 - SUNSparseMatrix_IndexValues (C function), 315
 - SUNSparseMatrix_NNZ (C function), 315
 - SUNSparseMatrix_NP (C function), 315
 - SUNSparseMatrix_Print (C function), 314
 - SUNSparseMatrix_Realloc (C function), 314
 - SUNSparseMatrix_Reallocate (C function), 314
 - SUNSparseMatrix_Rows (C function), 315
 - SUNSparseMatrix_SparseType (C function), 315
 - SUNStepper_ (class in sundials4py.core), 516
 - SUNSyclBlockReduceExecPolicy (C++ function), 260
 - SUNSyclExecPolicy (C++ type), 258
 - SUNSyclGridStrideExecPolicy (C++ function), 259
 - SUNSyclThreadDirectExecPolicy (C++ function), 259
 - SUNTRUE (C macro), 29
- ## V
- Vector (C++ class), 264
 - Vector::~Vector (C++ function), 265
 - Vector::exec_space (C++ type), 264
 - Vector::get (C++ function), 265
 - Vector::host_view_type (C++ type), 264
 - Vector::HostView (C++ function), 265
 - Vector::Length (C++ function), 265
 - Vector::memory_space (C++ type), 264
 - Vector::operator N_Vector (C++ function), 265
 - Vector::operator= (C++ function), 265
 - Vector::range_policy (C++ type), 264
 - Vector::size_type (C++ type), 264
 - Vector::Vector (C++ function), 264, 265
 - Vector::View (C++ function), 265
 - Vector::view_type (C++ type), 264
 - vector_type (C++ type), 269